

FREE DISTRIBUTION ONLY. NOT FOR SALE

Antique Pattern Library

For more information, please see our website at: <http://www.antiquepatternlibrary.org>

This is a scan of an antique book that is, to the best of our knowledge, in the public domain. The scan itself has been edited for readability, and is licensed under the **Creative Commons** Attribution-NonCommercial-ShareAlike License. To view a copy of this license, visit <http://creativecommons.org/licenses/by-nc-sa/2.5/> or send a letter to Creative Commons, 559 Nathan Abbott Way, Stanford, California 94305, USA.

You may share copies or printouts of this scan freely. You may not sell copies or printouts.

Antique Pattern Library is a project of New Media Arts, Inc. <http://www.newmediaarts.org>, a nonprofit organization tax exempt under IRC 501(c)(3). Donations may be tax deductible, depending on your tax status and tax jurisdiction.

Donated by

Adrienne Kattke

2006

FREE DISTRIBUTION ONLY. NOT FOR SALE



Registered in United States Patent Office. Entered at the Post-Office at Augusta for Transmission at Second-Class Rates

Vol. VII Published Monthly

AUGUSTA, MAINE, AND NEW YORK, N. Y., APRIL 1916


Single Copies Five Cents

No. 8




Handbags in Filet-Crochet

By STELLA L. SHERMAN



An Odd and Pretty Handbag



THESE bags are no less serviceable than pretty, are easily made, and there is so wide a range of cross-stitch designs to choose from that one must be hard indeed to please who can not be suited. A cross-stitch pattern is practically a filet-pattern, with open and filled spaces or blocks, and the changing and combining of different designs afford a most interesting study.

As for the bags themselves, they may be made of crochet-cord, carpet-warp or other coarse material, and serve to hold the mending, laundry, bundles when shopping, and so on; or, of finer material, they are handkerchief-bags, party-bags, opera-bags, or what you will. The wise woman will add several of them to her gift-box ere next Christmas is with us.

A very odd and pretty handbag is made of No. 30 crochet-cotton, gray or linen-color. Commence with a chain of 126 stitches, turn.

1. Miss 3, 27 trebles in 27 stitches, (chain 2, miss 2, a treble in next, forming a space) 3 times, 6 trebles in next 6 stitches (7 in all), 3 spaces, 10 trebles (counting all), 1 space, 10 trebles, 3 spaces, 7 trebles, 3 spaces, 28 trebles; now work back on the opposite side of chain with a treble in each of the 28 stitches in which the last 28 trebles were made, 3 spaces, having the trebles come in same stitch of chain with those on other side, 7 trebles, 3 spaces, 10 trebles, 1 space, 10 trebles, 3 spaces, 7 trebles, 3 spaces, 28 trebles, and join to top of 3 chain.
2. Twenty-eight trebles (chain 3 for 1st treble of the row, always), 2 spaces, 13 trebles, 2 spaces, 7 trebles, 3 spaces, 7 trebles, 2 spaces, 13 trebles, 2 spaces, 28 trebles; repeat on other side, joining to top of 3 chain which represents 1st treble.
3. Twenty-eight trebles, 2 spaces, 13 trebles, 2 spaces, 10 trebles, 1 space, 10 trebles, 2 spaces, 13 trebles, 2 spaces, 28 trebles; repeat, join.
4. Twenty-eight trebles, 3 spaces, 7 trebles, 3 spaces, 22 trebles, 3 spaces, 7 trebles, 3 spaces, 28 trebles; repeat, join.
5. Twenty-eight trebles, 8 spaces, 22 trebles, 8 spaces, 28 trebles; repeat, join.
6. Twenty-five trebles, 3 spaces, 7 trebles, 3 spaces, 28 trebles, 3 spaces, 7 trebles, 3 spaces, 25 trebles;

repeat, join.

7. Twenty-five trebles, 2 spaces, 13 trebles, 2 spaces, 28 trebles, 2 spaces, 13 trebles, 2 spaces, 25 trebles; repeat, join.

8. Twenty-five trebles, 2 spaces, 13 trebles, 2 spaces, 7 trebles, 2 spaces, 16 trebles, 2 spaces, 13 trebles, 2 spaces, 25 trebles; repeat, join.

9. Twenty-five trebles, 3 spaces, 7 trebles, 3 spaces, 10 trebles, 2 spaces, 13 trebles, 3 spaces, 7 trebles, 3 spaces, 25 trebles; repeat, join.

10. Twenty-two trebles, 8 spaces, 13 trebles, 3 spaces, 13 trebles, 8 spaces, 22 trebles; repeat, join.

11. Twenty-two trebles, 3 spaces, 7 trebles, 3 spaces, 10 trebles, 3 spaces, 16 trebles, 3 spaces, 7 trebles, 3 spaces, 22 trebles; repeat, join.

12. Twenty-two trebles, 2 spaces, 13 trebles, 2 spaces, 7 trebles, 2 spaces, 4 trebles, 3 spaces, 10 trebles, 2 spaces, 13 trebles, 2 spaces, 22 trebles; repeat, join.

13. Twenty-two trebles, 2 spaces, (13 trebles, 2 spaces) twice, 4 trebles, 2 spaces, 7 trebles, 2 spaces, 13 trebles, 2 spaces, 22 trebles; repeat, join.

14. Same as 11th row.

15. Twenty-two trebles, 8 spaces, 10 trebles, 1 space, 4 trebles, 2 spaces, 13 trebles, 8 spaces, 22 trebles; repeat, join.

16. Twenty-five trebles, 3 spaces, 7 trebles, 3 spaces, 13 trebles, 2 spaces, 10 trebles, 3 spaces, 7 trebles, 3 spaces, 25 trebles; repeat, join.

17. Twenty-five trebles, 2 spaces, 13 trebles, 2 spaces, 16 trebles, 1 space, 10 trebles, 2 spaces, 13 trebles, 2 spaces, 25 trebles; repeat, join.

18. 19, 20. Same as 7th, 6th and 5th rows.

21. Twenty-eight trebles, 3 spaces, 7 trebles, 3 spaces, 10 trebles, 1 space, 10 trebles, 3 spaces, 7 trebles, 3 spaces, 28 trebles; repeat, join.


Repeat from 2d row, working once more the pattern, and ending with 20th row, or 40 rows in all.

41, 42. A treble in each stitch, all around; join. 43, 44. Six trebles, 1 space, (10 trebles, 1 space) 9 times, 6 trebles; repeat, join. 45, 46. Same as 41st and 42d rows.

47. All spaces; chain 5, miss 2, 1 treble, for 1st space, and join last 2 chain to 3d of 5 chain. There will be 82 spaces in all.

48. The top may be finished with any pretty scallop; that given is simple and pleasing. Three doubles in space, chain 1, miss 1 space, 5 trebles, separated by 1 chain in next, chain 1, miss 1 space, 3 doubles in next, turn; (chain 2, treble in treble) 5 times, chain 2, fasten in 1st double made, turn; (2 doubles under 2 chain, chain 3 for a picot, 1 double under same chain) 6 times: repeat.

The spaces in 43d and 44th rows are for the double cords or drawstrings; these may be crocheted or twisted, as preferred, and the ends are tipped with balls, as follows: Chain 3, make 8 doubles in 1st stitch of chain, then 2 doubles in each double, taking up both veins of stitch, next row work a double in each of 2 doubles and 2 in next, 24 in the row, make 3 rows without widening, in next row decrease by missing every 3d stitch, pack the little bag with fine cotton, in next row miss every other stitch, or put the hook through 2 stitches at once, close the top with 3 or 4 stitches, and fasten securely to end of cord, which may be inserted in the ball before closing.




Of Decidedly Different Pattern

Another bag of decidedly different pattern is quite as attractive, although perhaps less unusual. Commence with a chain of 126 stitches, turn.

1. Miss 3, a treble in each remaining stitch of chain, work back on other side with a treble in each stitch, joining to top of the 3 chain which represents 1st treble. There should be 123 trebles on each side.
 2. Chain 3, a treble in each treble, join. As each row commences with 3 chain for 1st treble, this need not be again referred to.
 3. Fifty-eight trebles, 3 spaces, 58 trebles; repeat, join (always, to top of 3 chain).
 4. (Ten trebles, 3 spaces) twice, 19 trebles, 5 spaces, 19 trebles, (3 spaces, 10 trebles) twice; repeat, join.
 5. Ten trebles, 4 spaces, 4 trebles, 4 spaces, 19 trebles, 5 spaces, 19 trebles, 4 spaces, 4 trebles, 4 spaces, 10 trebles; repeat, join.
 6. Ten trebles, 2 spaces, (4 trebles, 1 space) twice, 4 trebles, 2 spaces, 13 trebles, 2 spaces, 4 trebles, 3 spaces, 4 trebles, 2 spaces, 13 trebles, 2 spaces, (4 trebles, 1 space) twice, 4 trebles, 2 spaces, 10 trebles; repeat, join.
 7. Thirteen trebles, 2 spaces, 4 trebles, 1 space, 4 trebles, 2 spaces, 13 trebles, 5 spaces, 4 trebles, 5 spaces, 13 trebles, 2 spaces, 4 trebles, 1 space, 4 trebles, 2 spaces, 13 trebles; repeat, join.
 8. Nineteen trebles, 3 spaces, 19 trebles, 4 spaces, 10 trebles, 4 spaces, 19 trebles, 3 spaces, 19 trebles; repeat, join.
 - 9, 10, 11, 12. Same as 7th, 6th, 5th, and 4th rows.
 13. Thirty-seven trebles, 1 space, 7 trebles, 1 space, 10 trebles, 3 spaces, 10 trebles, 1 space, 7 trebles, 1 space, 37 trebles; repeat, join.
 14. 15. Forty trebles, 2 spaces, 34 trebles, 2 spaces, 40 trebles; repeat, join.
 16. Nineteen trebles, 3 spaces, 10 trebles, 1 space, 7 trebles, 1 space, 28 trebles, 1 space, 7 trebles, 1 space, 10 trebles, 3 spaces, 19 trebles; repeat, join.
 17. Sixteen trebles, 5 spaces, 19 trebles, 3 spaces, 10 trebles, 3 spaces, 19 trebles, 5 spaces, 16 trebles; repeat, join.
 18. Sixteen trebles, 5 spaces, 19 trebles, 4 spaces, 4 trebles, 4 spaces, 19 trebles, 5 spaces, 16 trebles; repeat, join.
 19. Ten trebles, 2 spaces, 4 trebles, 3 spaces, 4 trebles, 2 spaces, 13 trebles, 2 spaces, 4 trebles, (1 space, 4 trebles) twice, 2 spaces, 13 trebles, 2 spaces, 4 trebles, 3 spaces, 4 trebles, 2 spaces, 10 trebles; repeat, join.
 20. Seven trebles, 5 spaces, 4 trebles, 5 spaces, 13 trebles, 2 spaces, 4 trebles, 1 space, 4 trebles, 2 spaces, 13 trebles, 5 spaces, 4 trebles, 5 spaces, 7 trebles; repeat, join.
 21. Seven trebles, 4 spaces, 10 trebles, 4 spaces, 19 trebles, 3 spaces, 19 trebles, 4 spaces, 10 trebles, 4 spaces, 7 trebles; repeat, join.
 22. Same as 20th row. Repeat, working back, that is, reversing the order of rows, making 23d like 19th, 24th like 18th, and so on, until you have completed 40 rows, the 40th like 2d row.
- Make spaces for drawstrings as directed in 43d and 44th rows of first bag, followed by a row of

trebles, a row of spaces, and the edge.




The Initial Bag is Always Popular

The initial bag is always popular, since it seems more particularly a personal possession. Begin as directed with a chain of 135 stitches, turn.

- 1, 2. Same as 1st and 2d rows of last bag described —all trebles.
3. Ten trebles, 2 spaces, 4 trebles, 2 spaces, 7 trebles, 4 spaces, 22 trebles, 2 spaces, 22 trebles, 4 spaces, 7 trebles, 2 spaces, 4 trebles, 2 spaces, 10 trebles; repeat, join.
4. Seven trebles, 3 spaces, 4 trebles, 3 spaces, 16 trebles, 2 spaces, 13 trebles, 4 spaces, 13 trebles, 2 spaces, 16 trebles, 3 spaces, 4 trebles, 3 spaces, 7 trebles; repeat, join.
5. Seven trebles, 7 spaces, 7 trebles, 2 spaces, 10 trebles, 2 spaces, 7 trebles, 4 spaces, 7 trebles, 2 spaces, 10 trebles, 2 spaces, 7 trebles, 7 spaces, 7 trebles; repeat, join.
6. Thirteen trebles, 1 space, 4 trebles, 1 space, 10 trebles, 4 spaces, 7 trebles, (2 spaces, 10 trebles) twice, 2 spaces, 7 trebles, 4 spaces, 10 trebles, 1 space, 4 trebles, 1 space, 13 trebles; repeat, join. .
7. Seven trebles, 7 spaces, 4 trebles, 4 spaces, (13 trebles, 2 spaces) twice, 13 trebles, 4 spaces, 4 trebles, .7 spaces, 7 trebles; repeat, join.
8. Seven trebles, 3 spaces, 4 trebles, 3 spaces, 7 trebles, 2 spaces, 22 trebles, 4 spaces, 22 trebles, 2 spaces, 7 trebles, 3 spaces, 4 trebles, 3 spaces, 7 trebles; repeat, join.
9. Ten trebles, 2 spaces, 4 trebles, 2 spaces, 85 trebles, 2 spaces, 4 trebles, 2 spaces, 10 trebles; repeat, turn.
10. Same as 2d row —all trebles.
11. Seven trebles, 1 space, 7 trebles, 2 spaces, 13 trebles, (1 space, 7 trebles) 7 times, 1 space, 13 trebles, 2 spaces, 7 trebles, 1 space, 7 trebles; repeat, join.
12. Seven trebles, 1 space, 4 trebles, 4 spaces, 7 trebles, 24 spaces, 7 trebles, 4 spaces, 4 trebles, 1 space, 7 trebles; repeat, join.
13. Seven trebles, 1 space, 4 trebles, 4 spaces, 10 trebles, 22 spaces, 10 trebles, 4 spaces, 4 trebles, 1 space, 7 trebles; repeat, join.
14. Seven trebles, 1 space, 7 trebles, 2 spaces, 13 trebles, 10 spaces, 4 trebles, 11 spaces, 13 trebles, 2 spaces, 7 trebles, 1 space, 7 trebles; repeat, join.
15. Ten trebles, 1 space, 19 trebles, 10 spaces, (10 trebles, 4 spaces) twice, 19 trebles, 1 space, 10 trebles; repeat, join.
16. Ten trebles, 1 space, 22 trebles, 7 spaces, 22 trebles, 1 space, 4 trebles, 3 spaces, 4 trebles, 2 spaces, 22 trebles, 1 space, 10 trebles; repeat, join.

17. Thirteen trebles, 2 spaces, 16 trebles, 6 spaces, 4 trebles, 3 spaces, 31 trebles, 2 spaces, 16 trebles, 2 spaces, 13 trebles; repeat, join.
18. Thirteen trebles, 2 spaces, 13 trebles, 6 spaces, 7 trebles, 1 space, 4 trebles, 2 spaces, 25 trebles, 4 spaces, 13 trebles, 2 spaces, 13 trebles; repeat, join.
19. Nineteen trebles, 1 space, 13 trebles, 4 spaces, 10 trebles, 1 space, 7 trebles, 3 spaces, 4 trebles, 8 spaces, 13 trebles, 1 space, 19 trebles; repeat, join.
20. Nineteen trebles, 1 space, 13 trebles, 4 spaces, 10 trebles, 1 space, 19 trebles, 8 spaces, 13 trebles, 1 space, 19 trebles; repeat, join."
21. Ten trebles, 2 spaces, (7 trebles, 1 space) twice, 5 spaces, 10 trebles, 1 space, 22 trebles, 8 spaces, (7 trebles, 1 space) twice, 2 spaces, 10 trebles; repeat, join.
22. Seven trebles, 4 spaces, 4 trebles, 1 space, 10 trebles, 4 spaces, 10 trebles, 3 spaces, 19 trebles, 6 spaces, 10 trebles, 1 space, 4 trebles, 4 spaces, 7 trebles; repeat, join.
23. Like 22d row (border) to center; 4 spaces, 22 trebles, 2 spaces, 13 trebles, 5 spaces; border like 22d row from center. As the border repeats in reverse order, no further directions need be given for it.
24. Border; 6 spaces, 28 trebles, 1 space, 7 trebles, 6 spaces; border.
25. Border; 6 spaces, 28 trebles, 1 space, 4 trebles, 5 spaces; border.
26. Border; 4 spaces, 7 trebles, 2 spaces, 25 trebles, 6 spaces; border.
27. Border; 5 spaces, 13 trebles, 5 spaces, 10 trebles, 7 spaces; border.
28. Border; 4 spaces, 10 trebles, 3 spaces, 4 trebles, 3 spaces, 7 trebles, 6 spaces; border.
29. Border; 9 spaces, 10 trebles, 2 spaces, 4 trebles, 7 spaces; border.
30. Border; 9 spaces, 22 trebles, 8 spaces; border.
31. Border; 11 spaces, 7 trebles, 9 spaces; border.
32. 33. Like 13th and 12th rows. Continue, reversing the rows, making 34th like 11th row, and so on, until you complete the pattern with the 42d row – same as 3d. Make 2 rows of trebles, then the 2 rows for the drawstrings, 2 more rows of trebles, a row of spaces, and edge.



The Back and Front of Bag May Differ

Either of these bags may have front and back unlike, if desired; an example is given by the reverse of the last bag described, illustrated on page 5, where a pattern takes the place of the initial, which is sometimes not cared for. The border is the same to the 10th row.

11. Seven trebles, 1 space, 7 trebles, 2 spaces, 91 trebles, 5 spaces, 7 trebles, 1 space, 7 trebles.
12. Seven trebles, 1 space, 4 trebles, 4 spaces, 10 trebles, 1 space, 4 trebles, 6 spaces, 4 trebles, 1 space, * 7 trebles; work from * backward, that is, reverse the directions, then work the initial side, or, if both sides

are to be the same, repeat for other side.

13. Seven trebles, 1 space, 4 trebles, 4 spaces, 13 trebles, 1 space, 4 trebles, 4 spaces, 4 trebles, 1 space, * 13 trebles; work back.
 14. Seven trebles, 1 space, 7 trebles, 2 spaces, 13 trebles, 1 space, 4 trebles, 1 space, 13 trebles, 1 space, 4 trebles, * 4 spaces; work back.
 15. Ten trebles, 1 space, 22 trebles, ' 2 spaces, 4 trebles, 1 space, 7 trebles, 1 space, 4 trebles, * 6 spaces; work back.
 16. Ten trebles, 1 space, 22 trebles, * (2 spaces, 7 trebles) 5 times, 2 spaces; work back.
 17. Thirteen trebles, 2 spaces, 16 trebles, * (2 spaces, 7 trebles) 5 times, 2 spaces; work back.
 18. Thirteen trebles, 2 spaces, 16 trebles, 2 spaces, 4 trebles, 1 space, 7 trebles, 1 space, 4 trebles, * 6 spaces; work back.
 19. Nineteen trebles, 1 space, 13 trebles, 1 space, 4 trebles, 1 space, 13 trebles, 1 space, 4 trebles, *4 spaces, work back.
 20. Nineteen trebles, 1 space, 16 trebles, 1 space, 4 trebles, 4 spaces, 4 trebles, 1 space, *13 trebles; work back.
 21. Ten trebles, 2 spaces, 7 trebles, 1 space, 10 trebles, 1 space, 4 trebles, 6 spaces, 4 trebles, 1 space, * 7 trebles; work back.
 22. Seven trebles, 4 spaces, 4 trebles, 1 space, 16 trebles, * (2 spaces, 7 trebles) 4 times, 2 spaces; work back.
 23. Like 22d. Continue, reversing order of rows, making 24th like 21st, and so on, until you have completed the 42d row, which will be like 3d of border; make 2 rows of trebles, 2 rows of spaces for drawstrings, 2 rows of trebles, 1 row of spaces, and the edge.
- These bags may be made longer by adding more rows of plain trebles at top and bottom.
As suggested, they are serviceable as well as pretty.
Any preferred color may be chosen, to match the gown if desired, and the bag may be lined or not, as desired.