

Antique Pattern Library

For more information, please see our website at:

<http://www.antiquepatternlibrary.org>

This is a scan of an antique book that is, to the best of our knowledge, in the public domain. The scan itself has been edited for readability, and is licensed under the **Creative Commons** Attribution-NonCommercial-ShareAlike License. To view a copy of this license, visit <http://creativecommons.org/licenses/by-nc-sa/2.5/> or send a letter to Creative Commons, 559 Nathan Abbott Way, Stanford, California 94305, USA.

You may share copies or printouts of this scan freely. You may not sell copies or printouts.

Antique Pattern Library is a project of New Media Arts, Inc.

<http://www.newmediaarts.org>, a nonprofit organization tax exempt under IRC 501(c)(3). Donations may be tax deductible, depending on your tax status and tax jurisdiction.

Donated by

FREE DISTRIBUTION ONLY. NOT FOR SALE



“Lady Dupee” Fluffy Wool

TRADE MARK



FOR LADIES' HEAD WEAR



Does not Crush and Mat Down like Shetland.

Comes in Delicate Shades

SOLD ONLY BY

ISAAC D. ALLEN CO.,

21 Winter Street, Boston, Mass.

COPYRIGHTED BY ISAAC D. ALLEN & CO. 1884

Our Best Books on Fancy Work

Illustrated with half-tone pictures and working directions. Prices include mailing

"SARA HADLEY"

Vol. 4, No. 3, on **IRISH CROCHET** **Price, 17 cents**

"PRISCILLA" Nos. 1 and 2 on **IRISH CROCHET** (each) **Price, 28 cents**

PRISCILLA TATTING BOOK No. 1. Trimmings, Handkerchiefs, Tie Ends, Centerpiece, Doyleys, Yoke, Collars and Cuffs, Maltese Medallions, etc. **Price, 28 cents**

PRISCILLA TATTING BOOK No. 2. Trimmings, Insertions, Collars, Jabot, Motif, Doyleys, Table Scarf, Bonbon Baskets, Handkerchief and Corner, Belt Buckle, Tea Cloth, Apron, Alphabet, Library Scarf, Pillow, Change Purse, Serving Tray, Bags, Necklace, Baby Bonnets, Yoke, Handkerchief Bag, Butterfly, etc. **Price, 28 cents**

PRISCILLA FILET CROCHET No. 1. Pillow, Flower Doyley, Alphabets, Guest Towels, Baby Pillow, Centerpiece, Lunch Cloth, Towels, Baby Bonnets, Bag, Bedspread; over 75 Fancy Designs, etc. **Price, 28 cents**

PRISCILLA FILET CROCHET No. 2. Tea Cloth in fancy Filet, Cameo Towel Insertion, Centerpiece, Church Lace, Baby Cap and Shoe, Centerpiece in Nez Perce (Indian) Design, Monogram Sofa Pillow, Luncheon and Tea Cloth, Embroidery and Crochet Tea Cloth, 3 Tea Trays, Lamp Shade, Triangles for Tea Cloth Corners, Squares, Hemstitch, Bedspread, Edgings, Insertions, Panels, Crochet Brodé, Doyleys, "Bobby" Burns "Selkirk Grace" Lunch Cloth, Alphabets, Talleyrand Coffee Cloth, etc. **Price, 28 cents**

DOROTHY BRADFORD No. 7 on CORONATION BRAID CROCHET. Shirtwaist, Collar, Jabot, Bag, 5 Guest Towels, 3 Large Towels, Insertions, Centerpiece, Edgings, Motif, Scarf, Pillow, Pincushion, Beading, etc. **Price, 28 cents**

DOROTHY BRADFORD No. 12. Crochet Edgings and Insertions to match, Luncheon Sets, etc. **Price, 28 cents**

DOROTHY BRADFORD No. 13. Crocheted Bags, Cords, Tassels, Purses, in Irish Crochet and Filet, etc. **Price, 28 cents**

ISAAC D. ALLEN COMPANY

ESTABLISHED IN 1871, at No. 21 WINTER STREET, BOSTON

Our Best Books on Fancy Work

Illustrated with half-tone pictures and working directions. Prices include mailing

DOROTHY BRADFORD No. 14. Crochet, Tatting, Embroidery, Lace Work, Centerpiece, Baskets, Bag, Transfer Patterns, Glove or Handkerchief Case, Square Doyley, 6 Guest Towels, Bib, Bonnet, Napkin Case, Lingerie Cords, etc. **Price, 28 cents**

KIRCHMAIER FILET CROCHET No. 2. Lampshade, Bedspread, Table Covers, Yoke, Collar and Cuff Set, Pillow, Candle Shade, Lingerie Pillow, Edgings, Insertions, Alphabets, Numbers, etc. **Price, 28 cents**

KIRCHMAIER FILET CROCHET No. 4. "Love Bird" Pillow, Divan Cover, Edgings, Insertions, Luncheon Cloth, Dresser Cover, "Daisy" Pillow, "Shoo Fly" Cover, Alphabets, Tea Cozy, etc. **Price, 28 cents**

KIRCHMAIER FILET CROCHET No. 5. Baby Bonnet, Yokes, Handkerchief Case, Hairpin Tray, Baby Afghan, Round Pillow, Picture Frame, Pincushion, etc. **Price, 28 cents**

PRISCILLA CROCHET BOOK. Edgings and Insertions; over 100 Patterns. **Price, 28 cents**

PRISCILLA CROCHET BOOK. Bedspread and Scarf to match, Several Embroidery Linen and Filet Crochet designs. "Early to Bed, Early to Rise" in Cameo Crochet, Bolster Roll, etc. **Price, 28 cents**

SARA HADLEY BOOKS ON VARIOUS SUBJECTS AS BELOW:

Vol. 5, No. 1. **Filet Crochet.** Pillows, Bags, Animals, Birds, and Towel Insertions.

Vol. 5, No. 3. **Venetian Crochet.** Bandings, Bags, Collars, Medallions, Insertions, etc.

Vol. 5, No. 2. **Punch Work and Louis XIV Embroidery.** Pillows, Tray Covers, Centerpieces, Buffet Scarfs, Towels, Collars, Belts, Aprons, Waist Designs, Scarf Ends, Handkerchief Bags, Work Bags, etc.

Vol. 5, No. 4. **Filet Crochet** (2d Book). Bedspread, Towel, Table Runner, Curtain, Couch Cover, Insertions, Edges, Medallions for Door Panels and Table Covers, Bags, Lampshade, Plate Doyley, Bureau Set and two Alphabets.

Price of each book, including mailing, 28 cents.

"PROGRESS" ALBUM OF TRANSFER INITIALS.

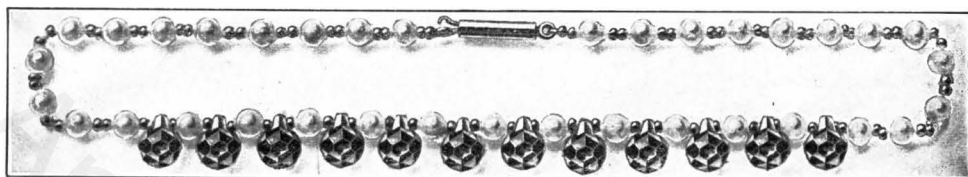
This book contains 300 Stamping Letters for marking Lingerie, Handkerchiefs, Napkins, Towels, Pillow Slips and Cases, Tablecloths, Bedspreads, Carriage Covers, etc. Each initial is in plain, ornamental, Old English, and cross-stitch style, and **each style of letter comes in several different sizes.** Order by initial of last name. **Price, 14 cents.**

ISAAC D. ALLEN COMPANY

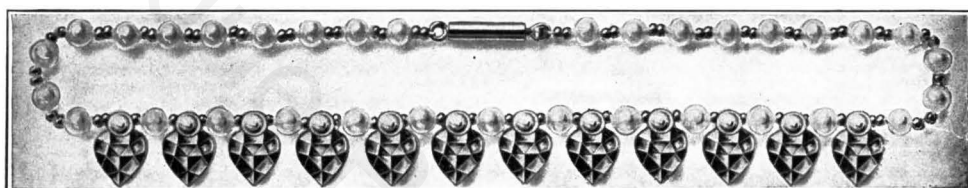
ESTABLISHED IN 1871, at No. 21 WINTER STREET, BOSTON

NEW NECK CHAINS FOR 1915

CUT-CRYSTAL "DEWDROP" NECK CHAIN



CUT-CRYSTAL "HEART" CHAIN



TWO NEW and DAINTY CHAINS for wear with low-neck gowns

DIRECTIONS FOR MAKING BOTH

String 2 gold, 1 pearl, 2 gold, 1 pearl, 2 gold. Pass needle through ring of clasp, back through the beads, and tie. Continue till you have 5½ inches of pearl and gold beads. Now 1 crystal, 1 gold, 1 pearl, 1 gold, and continue till you have used the 12 crystals. Then continue 2 gold and 1 pearl for 5½ inches, and fasten clasp as before.

COLORS

Amber, Amethyst, Aqua Marine or Sea Green, Cherry Red, Dull Jet for Mourning, Light Emerald, Dark Emerald, Garnet, Brilliant Black Jet, Lapis Lazuli or Dark Blue, Pink, Light Sapphire or Alice Blue, Turquoise.

Materials for "Dewdrop" Chain, complete	\$0.85
Materials for "Heart" Chain, complete	\$0.90

State Color. Send Money Order

A stamp will bring you our publications on **Beads and Bead Work.**


ISAAC D. ALLEN CO.

21 WINTER STREET

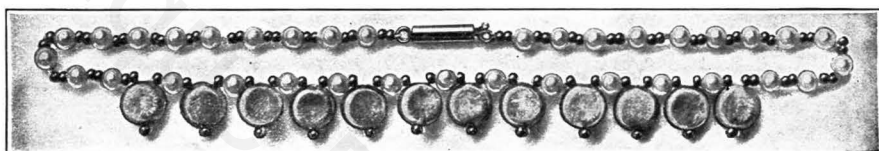
BOSTON, MASS.

NEW NECK CHAINS FOR 1915

THREE-PIECE TORPEDO OLIVE CHAIN



CHAIN MADE OF VENETIAN PEARL



**TWO NEW AND DAINTY CHAINS
FOR WEAR WITH LOW-NECK GOWNS**

DIRECTIONS FOR MAKING BOTH

String 2 gold, 1 pearl, 2 gold, 1 pearl, 2 gold. Pass needle through ring of clasp and tie. Continue to string 1 pearl and 2 gold until you have 5½ inches. String 1 torpedo, 1 gold; pass needle back through torpedo; string 1 gold, 1 pearl, 1 gold and 1 torpedo till you have used 12. Then continue 2 gold, 1 pearl, 2 gold for 5½ inches, and fasten to clasp as before.

COLORS FOR TORPEDO OLIVE CHAIN

Amber, Amethyst, Aqua Marine or Sea Green, Cherry Red, Dull Jet for Mourning, Light Emerald, Dark Emerald, Garnet, Brilliant Black Jet, Lapis Lazuli or Dark Blue, Pigeon's Blood (new), Pink, Light Sapphire or Alice Blue, Turquoise.

COLORS FOR VENETIAN PEARL CHAIN

Amber, Amethyst, Aqua Marine, Emerald, Lapis Lazuli or Dark Blue, Pink, Light Sapphire, Pearly White.

Materials for 3-Piece Torpedo Olive Chain, \$0.95
Materials for Venetian Pearl Chain, \$1.10

State color. Send Money Order.

A stamp will bring you our publications on **Beads and Bead Work**.

ISAAC D. ALLEN CO.

21 WINTER STREET

BOSTON, MASS.


The Bead Store of the whole United States

FREE DISTRIBUTION ONLY, NOT FOR SALE

LATTICE TANGO HAND BAG

(5 inches wide, made of Iris and Steel Beads)

All materials complete, with best quality German Silver Top, **\$3.25**
Price made up, ready to wear - - - - - **9.00**



Directions for making on other side

ISAAC D. ALLEN CO.

21 WINTER STREET
BOSTON

Lattice Tango Hand Bag

5 INCHES WIDE

DIRECTIONS

Note:— In the 1st and 2d Rows, once down from the top and back is a Row.

1ST ROW. String 1 iris, 6 steel, pass needle back through iris and tie. 4 steel, 1 iris, 4 steel, and continue till you have 20 iris with 4 steel between. String 6 steel and back through last iris.

2D ROW. Repeat same as first row, passing needle through EVERY OTHER IRIS BEAD, thus forming the diamond or "lattice" pattern. This makes the whole length of the first and second rows.

3D ROW. With same thread, 4 steel, 1 iris, 4 steel, 1 iris, 4 steel, 1 iris, 4 steel, 1 iris, 6 steel, BACK THROUGH ALL THE STEEL AND IRIS (5 iris and 5 steel in all), pass needle through 2d iris bead of the 2d row, and continue to string 4 steel, 1 iris, and 4 steel until you have 28 iris with 4 steel between (which INCLUDES the 5 iris beginning the 3d row). String 6 steel back through the last iris. This ends the third row and is the full length of both sides of bag. Continue till you have 22 rows of 28 iris and 4 steel between in each row. The last two rows are strung the same as the first two, the FIRST TWO and the LAST TWO rows forming the ends of the bag when sewed up. There are six beads at the beginning and end of each row, so the bag can be mounted and the fringe put on easily.

Sew up on sides, using 4 steel, needle through iris, 4 steel, needle through iris, and continue. Sew into top. You now have, COUNTING FROM THE TOP, 10 iris in 2 rows, 14 iris in 22 rows, 10 iris in 2 rows ON EACH SIDE of bag. Fringe: String 20 steel, 1 iris, 1 steel, back through iris and steel, through 4 steel of 1st row of 10 FROM TOP OF BAG. String 15 steel, 1 iris, 1 steel, back through iris and steel, through 4 steel of 2d row of 10. String 10 steel, 1 iris, 1 steel, back through iris and steel, through 4 steel beads of 1st row of 14 iris. String 5 steel, 1 iris, 1 steel, back through iris and steel, through 4 steel beads of 2d row of 14. String 10 steel, 1 iris, 1 steel, back through iris and steel, through 4 steel beads of 3d row of 14. String 15 steel, 1 iris, 1 steel, back through iris and steel, through 4 steel beads of 4th row of 14. String 20 steel, 1 iris, 1 steel, back through iris and steel, through 4 steel beads of the 5th row of 14. This makes one section of fringe. Continue till fringe is finished. Use as much twist in needle as can be used without knotting, and tie when necessary next to an iris bead.

We can furnish beads for this bag in amber, amethyst, iris, light emerald, ruby, sapphire, and cut jet. The 6 steel at top of bag are for mounting and SHOULD NOT BE COUNTED in working.

All materials complete, with best quality German silver top, **\$2.55**

OTHER COMBINATIONS

Iris, Gold Lined NON-TARNISHING Beads, German silver top, **2.95**

Cut Steel Beads with small Coral Beads and German silver top, **3.45**

Price of bag made up ready to wear **9.00**


ISAAC D. ALLEN CO., 21 WINTER STREET, BOSTON, MASS.

FREE DISTRIBUTION ONLY, NOT FOR SALE

THE NEW LONG COAT CHAIN

(JUST THE THING FOR A WHIST PRIZE)

Made of Round Steel Shot Beads combined with Cut Rock Crystals, Round and Olive Shape



DIRECTIONS FOR MAKING:— Thread 2 needles with 1 yd. of floss on each. Use 2 needles and 2 threads throughout. ¶ String 1 steel shot bead on BOTH threads, then string 1 shot on EACH thread, 1 shot on both threads, 1 on each thread and continue till you have 32 sections of two with 1 between, 1 shot on both threads. String both threads through the ring of the clasp and pass both threads back through the center and side shot of the 32 sections and tie. One round cut crystal, 1 shot on both threads, 1 on each thread, till you have 3 rows of 2, one on both threads, 1 cut crystal olive, 1 shot on both needles, 3 rows of 2 with one between, 1 bead on both threads, 1 round cut crystal, 1 shot on both threads and continue till chain is about 54 inches long. The 1 yd. of floss makes half the chain.

All materials complete . . . \$1.45

Made up ready to wear . . . \$3.00

COLORS—Aqua Marine or Sea Green, Amethyst, Amber, Light and Dark Emerald, Garnet, Iridescent, Lapis Lazuli or Dark Blue, Pink, Light Sapphire or Alice Blue, Coral, Cherry Red, Cut Jet, and Dull Jet for mourning. State color and send money order.

We originated the **LONG COAT, MUFF, FAN AND PURSE CHAIN**, also the **LATTICE CHANGE PURSE**, which made a **HOLIDAY GIFT SENSATION** all over the United States. **NOTHING IN RECENT YEARS HAS EQUALED THEM.**

WARNING!! The great popularity of our Coat Chain has brought onto the market what we believe to be **INFERIOR STEEL SHOT BEADS** and we wish to caution our customers. We have examined some under a high power glass, and find the edges to be **rough, uneven, sharp, and cracked**, and in our opinion **THEY MAY CUT ANY THREAD THEY CAN BE STRUNG ON.** Do not buy these inferior beads as they are sure to be unsatisfactory. You can be assured of **GENUINE SHOT BEADS** if you send to us. No. 9 is the standard size shot for Chain and Purse.

NEW "LATTICE" PURSE

For use on the
New Long Coat Chain

DIRECTIONS FOR MAKING

1st Row:—String 45 steel shot beads. This is the width of the purse. **2d Row:**—String 5 shot, pass needle through the 5th shot of 1st row and continue till 2d row is finished. **3d Row:**—String 5 shot, pass needle through **3d shot of the first group of 5 shot in 2d row.** This forms a diamond pattern. Continue till purse is finished. When sewing into top, pass one bead over needle and pass needle back through same hole. These beads hold the purse into the top and form a pretty finish. Sew up on sides, using 2 beads to fill up each space, instead of sewing over and over.

Material complete for a 2-inch purse \$.90

Material complete for a 2½-inch purse 1.05

Material complete for a 3-inch purse 1.25

This includes a best quality German Silver purse top

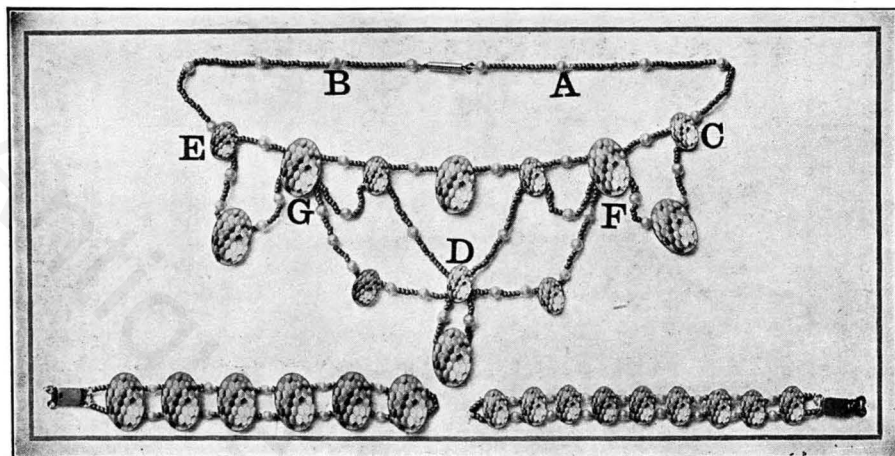
NOTE We can furnish Tops as follows: 2-inch **SQUARE** or **ROUND** corners with Oxidized or French Grey, Gun Metal and Gold Plated finish; 2 1-2 and 3-inch **SQUARE CORNERS ONLY** with Oxidized or French Grey, Gun Metal or Gold Plated finish. Price of tops only 50 cts.

Our noted publications on beads sent to any address on receipt of stamp.

ISAAC D. ALLEN CO., 21 Winter St., Boston, Mass.



Directions for making this
Tango Neck Chain and Bracelet
Of Faceted Jewels, with Pearl and Gold Plated Beads.



NOTE. — These directions are so plain and clear that they can be followed by any one not accustomed to bead work.

CHAIN. — Commence at "A." String 15 gold beads, 1 pearl, pass needle through small ring of clasp and back through the pearl and gold and tie. Continue with 1 pearl and 15 gold until you have four sections of 15 gold with 1 pearl between, then 1 pearl. One small faceted jewel, 5 gold, 1 pearl, 5 gold, 1 large jewel, 5 gold, 1 pearl, 5 gold, 1 small jewel, 5 gold, 1 pearl, 5 gold, 1 large jewel, and continue until main chain is finished through ring of clasp and back to "B" and tie. Begin with new thread, tie at "C," pass needle through lower hole of 1st small jewel, 5 gold, 1 pearl, 5 gold, 1 pearl, 2 gold, 1 large jewel, 2 gold, 1 pearl, 5 gold, 1 pearl, 5 gold, through lower hole of 1st large jewel of the main chain, 10 gold, 1 pearl, 10 gold, through lower hole of 2d small jewel, 12 gold, 1 pearl, 12 gold, through top hole of small jewel at "D," until the upper festoon is finished and tie at "E." Start with new thread and tie at "F." Needle through lower hole of large jewel, 5 gold, 1 pearl, 5 gold, 1 pearl, 5 gold, 1 pearl, 2 gold through top hole of small jewel, 2 gold, 1 pearl, 5 gold, 1 pearl, 5 gold, through lower hole of small jewel. Commence pendant from left to right with 5 gold, 1 pearl, 5 gold, through top hole of large pendant jewel, 5 gold, 1 pearl, 5 gold, through lower hole of small jewel, and continue till lower festoon is finished and tie at "G."

All materials, thread, needle, clasp, etc. **\$1.60**

Made up ready to wear. **\$3.00**

LARGE JEWEL BRACELET. — This should be made to be worn tightly, a little above the wrist. String 4 gold beads, needle through one ring of clasp and back through gold beads and tie. One large jewel, 2 gold, 1 pearl, 2 gold, 1 jewel, and continue till top row is finished to the size desired. Repeat for lower row. There are 13 large jewels in the bracelet illustrated.

All materials, with gold-plated clasp **\$1.90**

SMALL JEWEL BRACELET. — String 4 gold, pass needle through one ring of clasp back through gold and tie. One small jewel, 1 gold, 1 pearl, 1 gold, 1 jewel, and continue until top row is finished to size desired. Repeat for lower row. There are 20 small jewels in the bracelet illustrated.

All materials, with gold-plated clasp **\$1.75**


COLORS. — Amethyst, Amber, Dark Emerald, Garnet, Light and Dark Sapphire Blue, Crystal White, Gun Metal, Cornelian, Mexican Onyx. The last two colors are remarkably handsome, entirely new, and are not to be found in any other shape, size, or quality of bead on the market. Postal or Express Money Order.

ISAAC D. ALLEN CO.

21 WINTER ST.

BOSTON, MASS.

Apache Beadwork Loom



THE ORIGINAL AND ONLY PRACTICAL LOOM MADE

IT delights the many workers who have become so largely interested in beadwork, as it solves completely the difficulties encountered in attempting to make chains, belts, fobs, card cases, etc., without proper means. Ladies are fascinated by the artistic results obtained, and the opportunity for the exercise of individual taste in original design and colorings. Mothers and teachers should get them for their children. It will help them to be skillful with their fingers, and is invaluable as a developer of their mechanical and artistic brain cells. For restlessness on a stormy day it is worth ten times its cost.

DIRECTIONS FOR USING THE APACHE BEADWORK LOOM.

Cut one more warp thread than pattern shows beads wide. Cut same twelve inches longer than article to be made. Use our special beading thread. Knot together at one end and fasten to gilt headed tack No. 1. Turn the spool once around and put nail No. 2 into hole in end of spool, on inside of post. Separate threads and place each thread in corresponding notches in frets Nos. 3 and 4, removing plug No. 5 draw moderately tight all the threads down through the hole and replace the plug. The warp is now ready for use. Thread fine needle, holding loom, with spool away from you, tie end of thread, to left-hand warp thread near fret No. 3, pass needle under warp threads, string beads enough for once across pattern (one less than warp threads), press beads up through, and between each warp thread pass needle again through each bead, being sure it is above every warp thread, then back under warp. String enough for another row and repeat process. When you have finished length of loom wind up work on spool and continue as before. Patterns can be worked out in many combinations of color. There is a splendid opportunity for original design.

Price of Apache Beadwork Loom, with complete instructions and sheets of designs, only 50 cents. Charges to any point in the United States reached by an express company, 20 cents extra.

Our publications on Beads and Beadwork, with samples of beads, sent free to any address on receipt of 4c in stamps, which covers cost of mailing only.

ISAAC D. ALLEN CO., Importers, EST. 1871 at 21 Winter St., Boston, Mass.

Designs for Indian Beadwork

SERIES A. Contents: Three Chains, Two Fobs, Two Belts, Card Case, and Alphabet of letters. Price 10c.

Designs for Fraternal Orders can be had in the Apache Bead Book. Price 25c.

SAMPLES OF BEADS

OWING to the enormous demand, we have prepared for our customers packages of samples of fine beads [priced] which we will send out on a deposit of \$1. On safe return of the samples to us, we will refund the entire \$1 in cash, or apply it on your order. This is the easiest and quickest way to get in touch with the latest novelties in beads, of which we carry about 600 kinds.

WE RESPECTFULLY ASK YOU TO SHOW THESE SAMPLES TO YOUR NEIGHBORS AND FRIENDS, AS WE HAVE NEVER YET SEEN A LADY WHO WOULD NOT ENJOY LOOKING THEM OVER.

For 4c. to cover mailing, we will send you publications on Beads and Bead Work issued by us, with samples of beads.


ISAAC D. ALLEN COMPANY

Established in 1871, at 21 Winter Street, Boston

THE BEAD STORE of the Whole United States

The New "Gate Top" Matinee Bag

An Adaptation of the Famous "Quaker" Bag



String 1 cut crystal bead, six steel shot, pass needle back through cut bead and tie, string 4 steel shot, 1 cut bead, 4 steel shot, and continue till you have 12 cut beads with 4 steel between. String 6 steel and back through last cut bead, 4 shot, 1 cut bead, 4 shot, through 3d crystal in first row, and continue till you have 33 rows of 12 cut beads with 4 steel between in each row. There are 6 steel beads at the beginning and end of each row, so the bag can be mounted and drawn up easily.

Sew up on sides, using 4 steel, needle through cut bead, 4 steel, needle through cut bead and continue.

To draw in bottom of bag use double bead thread through the loops of 6 steel, pull tight and tie, and run ends up through bag. Fill in bottom of bag with steel and cut beads, 4 steel, 1 cut bead, 4 steel, back and forth. This bag is mounted with small rings. There are 22 points to each gate top and 33 rows in bag, which should be mounted 2 rows of beads in one point and one in the next point, then 2, then 1, etc.

Five rows of beads, 1 cut with 4 steel on either side closes up the opening in the bottom of the bag.

TASSEL

Tie thread next to small cut bead at bottom of bag, string 8 steel, 1 large cut bead, 20 steel, 1 small, 1 steel. Needle back through small cut bead, 20 steel, large cut, and 8 steel. Needle through bag, 8 steel, through large cut, and continue till there are 10 strings of 8 steel at the top, and 5 strings of 20 steel at the bottom.

This bag can be made in jet, light and dark green, amber, amethyst, pink, garnet, sapphire, and iris. Materials complete, **\$1.53.**

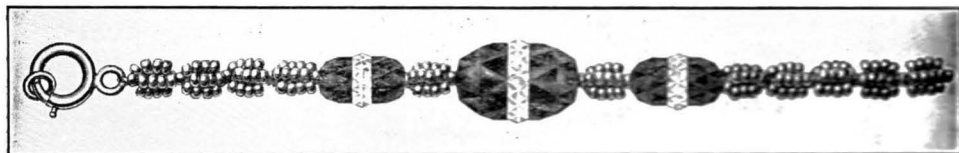
Made of silver-lined beads, materials complete,	\$1.43
Made of gold-lined beads, materials complete,	1.63
Made of turquoise beads,	2.25
Made of coral beads,	2.25

In ordering be sure and state which color beads, and which style top you prefer. Otherwise we will send style "A" top, which is the prettiest.

ISAAC D. ALLEN CO., 21 Winter St., BOSTON, MASS.

The Bead Store of the Whole United States

Coat, Fan, Purse and Muff Chain for 1915.



Just the thing for a whist prize or a gift for graduation, engagement, holiday or other occasion. Made of STEEL "SHOT OLIVES" (entirely new this year) combined with large and small THREE-PIECE OLIVES.

Here is a Sectional View of Our Three-Piece Olive.

The two end pieces are of color. The center is a flat, white crystal disc or RONDELLE, with a polished cut crystal edge.



This is the most effective and striking bead ever introduced by us. We are importing immense quantities and hope to be able to supply all demands, but our friends will kindly be prompt with their orders to avoid disappointment.

Directions for Making the Greatly Improved 1915 Coat Chain.

Thread 4 needles with 1 yard of floss on each and use 4 needles and 4 threads throughout. To prevent the chain from twisting during work, keep 2 threads to the left and 2 threads to the right, and push all shot beads up very firmly as work proceeds. The 1 yard of floss on each needle makes one half the chain. String all 4 threads through 1 shot bead and tie so beads will not slip off. String 4 shot on each of 2 threads to the left, and 4 shot on each of 2 threads to the right. Pass all 4 threads through 1 shot and separate the threads as before, 2 to the left and 2 to the right. This completes 1 shot olive. After making 4 shot olives, put on the jump ring and pass all 4 threads back through the single shot bead, then back through the 4 shot olives, skipping the single shot beads, and tie. Pass the short ends of the threads back into the beads, rather than cut them off, as this adds materially to the time the chain will wear. String 1 small 3-piece olive, all 4 threads through 1 steel shot, 4 shot on each of 2 threads to the left and 4 on each of 2 threads to the right, all 4 threads through 1 shot; 1 large 3-piece olive, all 4 threads through 1 shot, 4 shot on each of 2 threads to the left and 4 on each of 2 threads to the right, all 4 threads through 1 shot; 1 small 3-piece olive, all 4 threads through 1 shot and follow with 15 shot olives, with a single shot between. This makes one section of chain. To start the second half of chain, tie the 4 one-yard lengths of floss next to a large 3-piece olive and continue till chain is one and one-half yards long. It is better to use two sections of floss so it will not "fray" or "rough up" in working.

Colors: Amber, Amethyst, Aqua Marine or Sea Green, Cherry Red, Dull Jet for Mourning, Light Emerald, Dark Emerald, Garnet, Brilliant Black Jet, Lapis Lazuli or Dark Blue, Pigeon's Blood (new), Pink, Light Sapphire or Alice Blue, Turquoise, Coral and Iris.

Prices of All Materials Complete.	3 Bunches Steel Shot Beads	\$0.65
	2 Dozen Small 3-Piece Olives60
	1 Dozen Large 3-Piece Olives38
	1 Large Spool Waxed Floss15
	1 Paper Needles85
	1 Jump Ring, steel finish25
	Mailing12
	State color and send postal or express money order for	\$1.90

Price of Chain made up ready to wear, \$5.00

You will find in the PRISCILLA BEAD BOOK many fine ideas, half-tone pictures, illustrated designs, and working directions in detail for BAGS, PURSES, CHAINS, NECKLACES, PENDANTS, CARD CASES, EARRINGS, DOG COLLARS, BELTS, etc. Every lover of beads should own this elaborate 40-page book which is profusely illustrated. By mail, etc.

ISAAC D. ALLEN CO., 21 Winter St., Boston, Mass.

The Bead Store of the Whole United States.

OUR FAMOUS "FORGET-ME-NOT" AND "DAISY" CHAINS

"Forget-me-not":—Blue flowers with yellow centres.

"Daisy" Chain:—White " " " "

THE FAVORITE COMBINATIONS

Blue flowers with yellow centres.

Alternate	Blue and White	"	"	"	"	"	"
"	Pink	"	"	"	"	"	"
"	Green	"	"	"	"	Green and White centres.	"
"	Red	"	"	"	"	Red	" " "

Many other combinations can be made according to fancy. We particularly recommend chain No. 2, in the various color combinations, as being the handsomest chain of the kind ever produced.

MATERIALS REQUIRED

1 bunch each color of beads,	}	Price of materials, complete, 65 cents. Money Order or Stamps.
1 spool beading thread,		
1 clasp, 5 beading needles.		

PRICES OF ABOVE CHAINS MADE UP READY TO WEAR.

No. 1	\$0.75	No. 3	\$1.25	No. 5	\$0.75
" 2	2.00	" 4	1.50	" 6	2.00

DIRECTIONS FOR MAKING

FIRST FLOWER:—String 8 blue, pass needle outward, (from you) through first bead, (this forms a ring), one yellow, (this forms centre):—pass needle outward through 4th bead. This forms the first flower. Do not turn work.

SECOND FLOWER:—String 2 blue beads, pass needle outward through 5th & 4th beads of first flower, then inward (toward you), through the last two beads threaded.* String 6 blue, pass needle inward through the first bead of the two beads previous to the six just threaded. This forms ring for next flower. String 1 yellow, pass needle outward through 4th blue bead of the last 6 blue threaded. This completes next flower.

THIRD FLOWER:—String 2 blue beads, pass needle outward through 3d and 4th beads of the last 6 beads threaded in previous flower. Pass needle inward through last 2 beads threaded and repeat from.*

NOTE CAREFULLY:

We send the PROPER SIZE of SELECTED BEADS for this work.

The wrong size, and an inferior, uneven bead, will make your chain a failure.

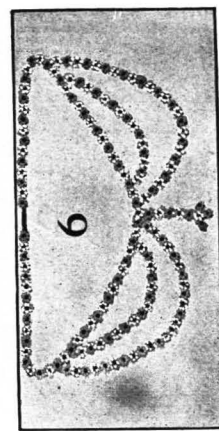

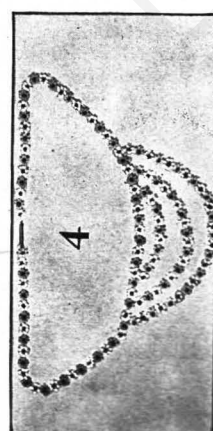
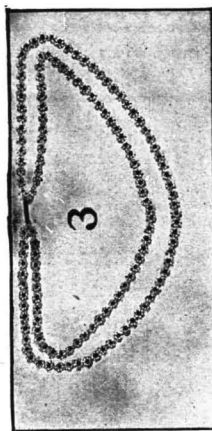
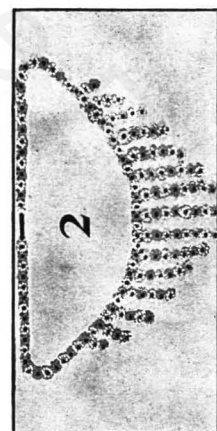
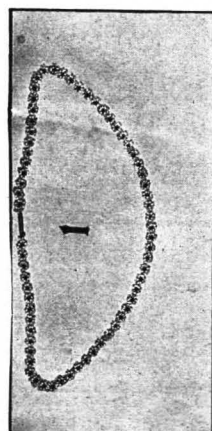
ISAAC D. ALLEN COMPANY

Established in the year 1871 at

21 WINTER STREET,

BOSTON, MASS.

OUR FAMOUS "FORGET-ME-NOT" AND "DAISY" CHAINS.



If possible examine the above pictures under a reading glass. Description and directions on the back of this sheet.

ISAAC D. ALLEN COMPANY

Established in the year 1871 at

21 WINTER STREET, BOSTON, MASS.

CORSETS, YARNS, SMALL WARES.

Yarn Department

IN PLANNING a knitted or crochet article it is very important that the best materials are used in order to produce the most satisfactory results. ¶ We keep only the BEST grades of wool and for strength, elasticity, evenness of thread they have no equal. ¶ We have yarns and colorings no other house can show.

We have the following makes of yarn

Ice Wool	Zephyr Worsted	Bernhardus Germantown
Lady Jane	Eider Down Wool	(Zephyr Finish,
Lustre Wool	Pompadour Wool	4, 8 Fold)
Scotch Yarn	(Silk and Wool)	Princess Wool
(4, 5 Thread)	Cable Cordonnet	(4, 8 Fold
Angora Wool	(Lace Yarn)	(Silk and Wool)
Fairy Zephyr	Zephyr Shetland	Felicity Floss
Spanish Yarn	English Wash Saxony	(Mercerized Cotton
Canadian Yarn	(2, 3, 4 Thread)	and Wool)
Shetland Wool	Lady Dupee Fluffy Wool	8 Ply Golf Yarn
Edredon Soleil	Snow Flake Shetland Floss	Eidersil
(Silk and Wool)		(Silk and Wool)

Imported *Bernhardus Germantown* (Trade Mark)

is made of combed (not carded) Australian wool, zephyr finish. The BEST Germantown yarn made.

English Wash Saxony. 2, 3, 4 thread.

Made of finest selected wool. A very choice yarn for infants' uses.

Lady Dupee Fluffy Wool. Made from long staple (Trade Mark) wool. Articles made

from this yarn will not shed fibres of wool on dark garments. The PERFECT YARN for shawls, capes, etc., used single thread or double thread.

Snow Flake Shetland Floss.

Very wiry, glossy, strong. The BEST Shetland Floss made.

¶ We carry a complete line of Rubber, Steel, Amber, Celluloid, Cedar and Ivory Knitting Needles, Crochet Hooks, &c. ¶ Lamb's Wool Soles, Embroidery Hoops, Toy Bells, Tapestry Needles, Books of Directions, Darning Yarn, Bed Socks, Yarn Winders, Toy Knitters, Knitting Silk, Purse Twist, Towel Tape.

ISAAC D. ALLEN CO.
21 Winter Street, Boston, Mass.

Trimmings, Buttons, Beads.