

**The Antique Pattern Library**

<http://www.antiquepatternlibrary.org>

This scan was contributed by

**On-Line Digital Archive of Documents on Weaving and Related  
Topics**

<http://www.cs.arizona.edu/patterns/weaving/index.html>

# The American Lace Maker

(ILLUSTRATED)

*Volume Two*

*Published by the*

**TORCHON**  
**Lace Company**  
ST. LOUIS, MISSOURI

Copyright, 1904      All Rights Reserved

**PRICE, FIFTY CENTS**

F I R S T E D I T I O N

## INTRODUCTION.

---

---

In presenting this, the second volume of "The American Lace Maker," to the ladies of America, we claim for it, in connection with Volumes One and Three, the distinction of being the most complete work of the kind ever published, in this, or any other country. Starting the beginner, as it does in Volume One, with the "grounds," or weaves, which are the alphabet of lace making, and following it up with the simplest patterns of Torchon Lace, it proceeds, step by step, to the more intricate ones, up to, and including, the finest patterns known to the Lace-Making Art, which are contained in the succeeding Volume of this work. The transition is so easy and gradual, that the learner, who has had no previous knowledge of the art, is carried along, by easy stages, until, before they are aware of it, they have mastered the art completely.


The instructions given in these Three Volumes are the result of years of study and experience by practical Lace Teachers, who have had a wide experience in teaching the art to others, and no pains or expense has been spared by the publishers, in making this work as complete and thorough, as practical experience and money can produce. And we feel sure that the American ladies will appreciate the opportunity which it affords them, to learn this most beautiful of all arts, "Lace Making."

**TORCHON LACE CO.,**

**St. Louis, Mo.**

*Braid Guipure.*

This pattern requires 114 bobbins, or 57 pairs, and Barbour's Irish flax thread, No. 80. Pin the threads in clusters of 8 pairs, at intervals across the pattern, beginning with 10 pairs at 167. Cte 4th and 5th pairs, pin in 1, close. Cte 3d and 4th, tw 3d, wt 2d and 3d, 1st and 2d, pin in 2, close. Wt 2d and 3d, etc 3d and 4th, 4th and 5th, tw 5th, wt 5th and 6th, pin in 3, close. Cte 4th and 5th, 3d and 4th, tw 3d, wt 2d and 3d, 1st and 2d, pin in 4, close. Wt 2d and 3d, etc 3d and 4th, 4th and 5th, tw 5th. Wt 10th and 11th, pin in 5, close. Cte 9th and 10th, 8th and 9th, 7th and 8th, tw 7th, wt 6th and 7th, 5th and 6th, pin in 6, close. Cte 4th and 5th, 3d and 4th, tw 3d, wt 2d and 3d, 1st and 2d, pin in 7, close. Wt 2d and 3d, etc 3d and 4th, 4th and 5th, tw 5th. Wt 6th and 7th, etc 7th and 8th, 8th and 9th, 9th and 10th, tw 10th, wt 10th and 11th, pin in 8, close. Cte 9th and 10th, 8th and 9th, 7th and 8th, tw 7th, wt 6th and 7th, 5th and 6th, pin in 9



Pattern No. 26.—Braid Guipure.

close. Cte 4th and 5th, 3d and 4th, tw 3d, wt 2d and 3d, 1st and 2d, pin in 10, close. Wt 2d and 3d, etc 3d and 4th, 4th and 5th, tw 5th, wt 6th and 7th, etc 7th and 8th, 8th and 9th, 9th and 10th, tw 10th, wt 10th and 11th, pin in 11, close. Cte 9th and 10th, 8th and 9th, 7th and 8th, tw 7th, wt 6th and 7th, 5th and 6th, pin in 12, close. Cte 4th and 5th, 3d and 4th, tw 3d, wt 2d and 3d, 1st and 2d, pin in 13, close. Wt 2d and 3d, etc 3d and 4th, 4th and 5th, tw 5th, wt 6th and 7th, etc 7th and 8th, 8th and 9th, 9th and 10th, tw 10th, wt 10th and 11th. Tw 16th pair twice, etc 15th and 16th, pin in 14, close. Cte 14th and 15th, 13th and 14th, 12th and 13th, pin in 15, close. Cte 13th and 14th, 14th and 15th,

pin in 16, close. With 12th and 13th, ht 6 times, with 14 and 15, ht 3 times. These bars are known as "brides," and are sometimes ornamented with picots, or purls, and sometimes are plain. They are made of sufficient length to reach from one figure to another, as directions for pinning indicate. Cte 11th and 12th, 12th and 13th. pin in 17, cte 12th and 13th, 11th and 12th. with 12th and 13th, ht 6 times, or make a "bride." Wt 10th and 11th, cte 9th and 10th, 8th and 9th, 7th and 8th, tw 7th, wt 6th and 7th, 5th and 6th, pin in 18, close. As has been shown, the first five pairs are used in making the up peredge of the lace, the directions for which need not be again repeated. Hereafter the fifth pair will only be mentioned when used in connecting the edge, and the others, not at all. Make edge, pinning in 19. Wt 6th and 7th, cte 7th and 8th, 8th and 9th, 9th and 10th, tw 10th, wt 10th and 11th, pin in 20, close. Cte 9th and 10th, 8th and 9th, 7th and 8th, tw 7th, wt 6th and 7th, 5th and 6th, pin in 21, close. Make edge, pinning in 22. Wt 6th and 7th, cte 7th and 8th, 8th and 9th, 9th and 10th, tw 10th, wt 10th and 11th, pin in 23, close. Cte 9th and 10th, 8th and 9th, 7th and 8th, tw 7th, wt 6th and 7th, 5th and 6th, pin in 24, close. Make edge, pinning in 25. Wt 6th and 7th, cte 7th and 8th, 8th and 9th, 9th and 10th, tw 10th, wt 10th and 11th. Tw 16th twice, wt 16th and 17th, cte 17th and 18th, 18th and 19th, 19th and 20th, tw 20th, wt 20th and 21st. Wt 22d and 23d, cte 23d and 24th, 24th and 25th, 25th and 26th, tw 26th, wt 26th and 27th, cte 27th and 28th, 28th and 29th, pin in 26. Cte 28th and 29th, 27th and 28th, wt 26th and 27th, cte 25th and 26th, 24th and 25th, 23d and 24th, tw 23d, wt 22d and 23d, tw 22d, wt 21st and 22d, pin in 27, close. Wt 20th and 21st, cte 19th and 20th, 18th and 19th, 17th and 18th, tw 17th, wt 16th and 17th, pin in 28, close. Cte 17th and 18th, 18th and 19th, 19th and 20th, tw 20th, wt 20th and 21st, pin in 29, without closing. Wt 22d and 23d, cte 23d and 24th, 24th and 25th, 25th and 26th, tw 26th, wt 26th and 27th, pin in 30, close. Cte 25th and 26th, 24th and 25th, 23d and 24th, tw 23d, wt 22d and 23d, pin in 31, close. Cte 23d and 24th, 24th and 25th, 25th and 26th, tw 26th, wt 26th and 27th, pin in 32, without closing. Wt 15th and 16th, pin in 33, cte 16th and 17th, 17th and 18th, 18th and 19th, tw 19th, wt 19th and 20th. Make a "bride" with 20th and 21st, pairs. Wt 14th and 15th, cte 15th and 16th, 16th and 17th, 17th and 18th, tw 18th, wt 18th and 19th, pin in 34.

Wt 13th, and 14th, pin in 35. Cte 14th and 15th, 15th and 16th, 16th and 17th, tw 17th, wt 17th and 18th, make a bride with 18th and 19th, wt 12th and 13th, cte 13th and 14th, 14th and 15th, 15th and 16th, tw 16th, wt 16th and 17th, pin in 36, close. Cte 15th and 16th, 14th and 15th, 13th and 14th, tw 13th, wt 12th and 13th, pin in 37, close. Cte 13th and 14th, 14th and 15th, 15th and 16th, wt 16th and 17th, pin in 38, close. Cte 15th and 16th, 14th and 15th, 13th and 14th, tw 13th, wt 12th and 13th, 11th and 12th, pin in 39, close. Wt 10th and 11th, cte 9th and 10th, 8th and 9th, 7th and 8th, tw 7th, wt 6th and 7th, pin in 40, close. Cte 7th and 8th, 8th and 9th, 9th and 10th, tw 10th, wt 10th and 11th, pin in 41, close. Cte 9th and 10th, 8th and 9th, 7th and 8th, tw 7th, wt 6th and 7th, pin in 42. Use numbers 43, 44, 45 and 46, in working upper edge. Wt 21st and 22d, pin in 47, cte 22d and 23d, 23d and 24th, 24th and 25th, tw 25th, wt 25th and 26th, with 26th and 27th make a bride with picot on right side. To make a picot, on the right side put a pin under the right thread of the two pairs, twist the thread once around the pin and stick the pin in the dot at the side of the bride, that is, make ht 3 times, make picot, stick pin in the pattern, make ht 3 times. To make a picot on left side, place the pin upon the thread, bring the bobbin over it with the left hand then stick the pin into the

pattern. Wt 20th and 21st, etc 21st and 22d, 22d and 23d, 23d and 24th, tw 24th, wt 24th and 25th, pin in 48. Wt 19th and 20th, pin in 49. Cte 20th and 21st, 21st and 22d, 22d and 23d, wt 23d and 24th, with 24th and 25th, make a bride with picot on right side. Wt 18th and 19th, etc 19th and 20th, 20th and 21st, 21st and 22d, tw 22d, wt 22d and 23d, pin in 50, close. Cte 21st and 22d, 20th and 21st, 19th and 20th, tw 19th, wt 18th and 19th, pin in 51, close. Cte 19th and 20th, 20th and 21st, 21st and 22d, tw 22d, wt 22d and 23d, pin in 52. Wt 17th and 18th, pin in 53, close. Cte 16th and 17th, 15th and 16th, 14th and 15th, tw 14th, wt 13th and 14th, with 12th and 13th, ht 3 times.

Cte 18th and 19th, 19th and 20th, 20th and 21st, tw 21st, wt 21st and 22d, with 22d and 23d, make a bride. Cte 17th and 18th, 18th and 19th, 19th and 20th, tw 20th, wt 20th and 21st, pin in 54. Cte 16th and 17th, 17th and 18th, 18th and 19th, wt 19th and 20th, with 20th and 21st make a bride. Cte 15th and 16th, 16th and 17th, 17th and 18th, wt 18th and 19th, pin in 55. Tw 14th and 15th, 16th, 17th and 18th, wt 14th and 15th, 15th, and 16th, 16th and 17th, 17th and 18th, make brides with 18th and 19th, 16th and 17th, 14th and 15th, wt 11th and 12th, pin in 56. Cte 10th and 11th, 9th and 10th, 8th and 9th, tw 8th, wt 7th and 8th, with 6th and 7th make a bride, with picots on both sides. Wt 12th and 13th, etc 11th and 12th, 10th and 11th, 9th and 10th, tw 9th, wt 8th and 9th, pin in 57.

Wt 13th and 14th, pin in 58. Cte 12th and 13th, 11th and 12th, 10th and 11th, wt 9th and 10th, with 8th and 9th, make bride with picots. Wt 14th and 15th, etc 13th and 14th, 12th and 13th, 11th and 12th, wt 10th and 11th, pin in 59. Wt 15th and 16th, pin in 60. Cte 14th and 15th, 13th and 14th, 12th and 13th, wt 11th and 12th. With 10th and 11th, make bride with picots. Wt 16th and 17th, etc 15th and 16th, 14th and 15th, 13th and 14th, wt 12th and 13th, pin in 61. Wt 17th and 18th, pin in 62. Cte 16th and 17th, 15th and 16th, 14th and 15th, tw 14th, wt 13th and 14th. With 12th and 13th, make a bride. Wt 18th and 19th, etc 17th and 18th, 16th and 17th, 15th and 16th, wt 14th and 15th, pin in 63. Wt 19th and 20th, pin in 64. Cte 18th and 19th, 17th and 18th, 16th and 17th, wt 15th and 16th. With 14th and 15th, make a bride. Wt 20th and 21st, etc 19th and 20th, 18th and 19th, 17th and 18th, wt 16th and 17th, pin in 65. Cte 5th and 6th, 6th and 7th, pin in 68. Cte 6th and 7th, 5th and 6th. Make edge pinning in 69. Work to right, pin in 70, between 4th and 5th, close.

Make edge, pinning in 71. With 6th and 7th, 8th and 9th, etc, using each pair as a single bobbin. Then make brides with picots, with the same pairs. Cte 5th and 6th, 6th and 7th, pin in 72. Cte 6th and 7th, 5th and 6th. Make edge pinning in 73. With 6th and 7th, make a bride with picots.

SECOND BRAID:—Wt 37th and 38th, pin in 74. Wt 36th and 37th, 35th and 36th, 34th and 35th, 33d and 34th, wt 38th and 39th, 39th and 40th, 40th and 41st, 41st and 42d. Cte 37th and 38th, 38th and 39th, 39th and 40th. Cte 36th and 37th, 37th, and 38th, 38th and 39th. Cte 35th and 36th, 36th and 37th, 37th and 38th. Cte 34th and 35th, 35th and 36th, 36th and 37th. Cte 40th and 41st, 39th and 40th, 38th and 39th, wt 27th and 38th, pin in 75, close. Pin in 76, between 35th and 36th, in 77, between 33d and 34th, in 78, between 39th and 40th, in 79, between 41st and 42d. Wt 32d and 33d, etc 33d and 34th, 34th and 35th, 35th and 36th, tw 36th, wt 36th and 37th, pin in 80. Wt 31st and 32d, pin in 81. Cte 32d and 33d, 33d and 34th, 34th and 35th, tw 35th, wt 35th and 36th. Make a bride with 36th and 37th. Wt 30th and 31st, etc 31st and 32d, 32d and 33d, 33d and 34th, wt 34th and 35th, pin in 83, close. Cte 33d and 34th, 32d and 33d, 31st and 32d, wt 30th and

31st, pin in 84, close. Cte 31st and 32d, 32d and 33d, 33d and 34th, wt 34th and 35th, pin in 85. Wt 29th and 30th, pin in 86. Cte 30th and 31st, 31st and 32d, 32d and 33d, wt 33d and 34th. Make bride with 34th and 35th. Wt 28th and 29th, etc 29th and 30th, 30th and 31st, 31st and 32d, wt 32d and 33d, pin in 87, close. Cte 31st and 32d, 30th and 31st, 29th and 30th, wt 28th and 29th, pin in 88, loose. Cte 29th and 30th, 30th and 31st, 31st and 32d, wt 32d and 33d, pin in 89, close. Cte 31st and 32d, 30th and 31st, 29th and 30th, wt 28th and 29th, etc 27th and 28th, 26th and 27th, pin in 90. Cte 26th and 27th, 27th and 28th, wt 28th and 29th, etc 29th and 30th, 30th and 31st, 31st and 32d, wt 32d and 33d. Wt 42d and 43d, etc 41st and 42d, 40th and 41st, 39th and 40th, wt 38th and 39th, pin in 91, close. Cte 39th and 40th, 40th and 41st, 41st and 42d, wt 42d and 43d, pin in 92, close.

Cte 41st and 42d, 40th and 41st, 39th and 40th, wt 38th and 39th, pin in 93, close. Cte 39th and 40th, 40th and 41st, 41st and 42d, wt 42d and 43d. Wt 48th and 49th, etc 47th and 48th, 46th and 47th, 45th and 46th, wt 44th and 45th. Wt 43d and 44th, pin in 94, close. Wt 42d and 43d, etc 41st and 42d, 40th and 41st, 39th and 40th, wt 38th and 39th, pin in 95, close. Cte 39th and 40th, 40th and 41st, 41st and 42d, wt 42d and 43d. Wt 44th and 45th, etc 45th and 46th, 46th and 47th, 47th and 48th. Wt 48th and 49th, etc 49th and 50th, 50th and 51st, pin in 96. Cte 50th and 51st, 49th and 50th, wt 48th and 49th. Make a bride with 50th and 51st. Cte 47th and 48th, 46th and 47th, 45th and 46th, wt 44th and 45th, pin in 97, close.

Cte 45th and 46th, 46th and 47th, 47th and 48th, wt 48th and 49th, wt 51st and 52d, 50th and 51st, pin in 98, between 51st and 52d. Wt 49th and 50th, pin in 99, close. Wt 53d and 54th, 54th and 55th, pin in 100, between 53d and 54th. Cte 55th and 56th, 56th and 57th, pin in 101. Cte 56th and 57th, 55th and 56th, With 56th and 57th make a bride with picot on right side. Wt 52d and 53d, 53d and 54th, 54th and 55th, pin in 102. Wt 51st and 52d, 52d and 53d, 53d and 54th. Make a bride with 54th and 55th. Wt 50th and 51st, 51st and 52d, 52d and 53d, pin in 103. Make a bride with 52d and 53d. Make a bride with 50th and 51st. Wt 48th and 49th, etc 47th and 48th, 46th and 47th, 45th and 46th, wt 44th and 45th, 43d and 44th, pin in 104, close. Wt 42d and 43d, etc 41st and 42d, 40th and 41st, 39th and 40th, wt 38th and 39th. Place a pin in 105, between 36th and 37th, etc 36th and 37th, 35th and 36th, 34th and 35th, pin in 106, close. Cte 35th and 36th, 36th and 37th, tw 38th twice, etc 37th and 38th, pin in 107, close. Cte 36th and 37th, 35th and 36th, 34th and 35th, pin in 108, close. Cte 35th and 36th, 36th and 37th, pin in 109, close. Make brides with 36th and 37th, 34th and 35th. Tw 38th twice, wt 38th and 39th, etc 39th and 40th, 40th and 41st, 41st and 42d, wt 42d and 43d. Wt 44th and 45th, etc 45th and 46th, 46th and 47th, 47th and 48th, wt 48th and 49th, etc 49th and 50th, 50th and 51st, pin in 110. Cte 50th and 51st, 49th and 50th, wt 48th and 49th, etc 47th and 48th, 46th and 47th, 45th and 46th, wt 44th and 45, pin in 111, close. Cte 45th and 46th, 46th and 47th, 47th and 48th, wt 48th and 49th. Place a pin in 112, between 53d and 54th, close. Wt 52d and 53d, 51st and 52d, 50th and 51st. Place a pin in 113 between 54th and 55th, tw 55th twice, etc 55th and 56th, 56th and 57th, pin in 114. Cte 56th and 57th, 55th and 56th, tw 55th twice, wt 54th and 55th, pin in 115. Wt 52d and 53d, 51st and 52d, 50th and 51st, pin in 116. Wt 53d and 54th, 52d and 53d, 51st and 52d. Make bride with 50th and 51st.

Cte 55th and 56th, 56th and 57th, pin in 117. Cte 56th and 57th, 55th and 56th. Make a bride with picot. Wt 54th and 55th, 53d and 54th, 52d and 53d, pin in 118, close.

Make a bride with 54th and 55th, and with 52d and 53d. Wt 48th and 49th, etc 47th and 48th, 46th and 47th, 45th and 46th, wt 44th and 45th, 43d and 44th, pin in 119, close. Wt 42d and 43, etc 41st and 42d, 40th and 41st, 39th and 40th, wt 38th and 39th, pin in 120, close. Cte 39th and 40th, 40th and 41st, 41st and 42d, wt 42d and 43d, pin in 121. Wt 37th and 38th, pin in 122. Cte 38th and 39th, 39th and 40th, 40th and 41st, wt 41st and 42d. Make a bride with 42d and 43d. Wt 36th and 37th, etc 37th and 38th, 38th and 39th, 39th and 40th, wt 40th and 41st, pin in 123. Cte 33d and 34th, 34th and 35th, pin in 124. Cte 34th and 35th, 33d and 34th, wt 32d and 33d, etc 31st and 32d, 30th and 31st, 29th and 30th, wt 28th and 29th, pin in 125, close. Cte 29th and 30th, 30th and 31st, 31st and 32d, wt 32d and 33d, pin in in 126, close. Cte 31st and 32d, 30th and 31st, 29th and 30th, wt 28th and 29th, pin in 127, close.

Cte 29th and 30th, 30th and 31st, 31st and 32d, wt 32d and 33d, pin in 128, close. Cte 31st and 32d, 30th and 31st, 29th and 30th, wt 28th and 29th, etc 25th and 26th, pin in 129. Cte 26th and 27th, 25th and 26th, 24th and 25th, 23d and 24th, 22d and 23d, pin in 130, close. Cte 23d and 24th, 24th and 25th, 25th and 26th, 26th and 27th, tw 28th, etc 27th and 28th, pin in 131, close. Tw 28th twice, etc 26th and 27th, 25th and 26th, 24th and 25th, 23d and 24th, 22d and 23d, pin in 132, close. Cte 23d and 24th, 24th and 25th, 25th and 26th, 26th and 27th, pin in 133. Make brides with 26th and 27th, 24th and 25th, 22d and 23d. Wt 28th and 29th, etc 29th and 30th, 30th and 31st, 31st and 32d, wt 32d and 33d. Wt 21st and 22d, pin in 135, close. Cte 20th and 21st, 19th and 20th, 18th and 19th, wt 17th and 18th. Make a bride with 16th and 17th. Wt 22d and 23d, etc 21st and 22d, 20th and 21st, 19th and 20th, wt 18th and 19th, pin in 136. Wt 23d and 24th, pin in 137. Cte 22d and 23d, 21st and 22d, 20th and 21st, wt 19th and 20th. Make a bride with 18th and 19th. Wt 24th and 25th, etc 23d and 24th, 22d and 23d, 21st and 22d, wt 20th and 21st, pin in 138.

Wt 35th and 36th, pin in 139. Cte 36th and 37th, 37th and 38th, 38th and 39th, wt 39th and 40th. Make a bride with 40th and 41st. Wt 34th and 35th, etc 35th and 36th, 36th and 37th, 37th and 38th, wt 38th and 39th, pin in 140, close. Cte 37th and 38th, 36th and 37th, 35th and 36th, wt 34th and 35th, 33d and 34th, pin in 141, close. Wt 34th and 35th, etc 35th and 36th, 36th and 37th, 37th and 38th, wt 38th and 39th, pin in 142, close. Cte 37th and 38th, 36th and 37th, 35th and 36th, wt 34th and 35th, pin in 143. Wt 32d and 33d, etc 31st and 32d, 30th and 31st, 29th and 30th, wt 28th and 29th, pin in 144, close. Cte 29th and 30th, 30th and 31st, 31st and 32d, wt 32d and 33d, pin in 145, close. Cte 31st and 32d, 30th and 31st, 29th and 30th, wt 28th and 29th, etc 27th and 28th, 26th and 27th, pin in 146. Cte 26th and 27th, 27th and 28th, wt 28th and 29th. With 26th and 27th, make a bride with picots. Cte 29th and 30th, 30th and 31st, 31st and 32d, wt 32d and 33d, pin in 147, close. Cte 31st and 32d, 30th and 31st, 29th and 30th, wt 28th and 29th, pin in 148. Wt 44th and 45th, etc 45th and 46th, 46th and 47th, 47th and 48th, wt 48th and 49th, etc 49th and 50th, 50th and 51st, pin in 149. Cte 50th and 51st, 49th and 50th, wt 48th and 49th. Make bride with 50th and 51st. Cte 47th and 48th, 46th and 47th, 45th and 46th, wt 44th and 45th, pin in 150, close. Cte 45th and 46th, 46th and 47th, 47th and 48th, wt 48th and 49th, pin in 151. Pin in 152, between 50th and 51st, wt 51st and 52d, 50th and 51st, 49th and 50th, pin in 153. Tw 55th, etc 55th and 56th, 56th and 57th, pin in 154. Cte 56th and 57th, 55th and 56th, tw 55th twice, wt 54th and 55th, pin in 155, close. Make a



bride with 54th and 55th. With 56th and 57th, make a bride, with a picot on the right. Wt 53d and 54th, 54th and 55th, 52d and 53d, 51st and 52d, 50th and 51st, pin in 156. Wt 53d and 54th, 52d and 53d, 51st and 52d. Make a bride with 50th and 51st. Cte 55th and 56th, 56th and 57th, pin in 157. Cte 56th and 57th, 55th and 56th, wt 54th and 55th, 53d and 54th, 52d and 53d, pin in 158. Make brides with 52d and 53d, 54th and 55th. Wt 48th and 49th, etc 47th and 48th, 46th and 47th, 45th and 46th, wt 44th and 45th, pin in 159, close. Cte 45th and 46th, 46th and 47th, 47th and 48th, wt 48th and 49th, etc 49th and 50th, 50th and 51st, pin in 160. Cte 50th and 51st, 49th and 50th. Make a bride with 50th and 51st.

Wt 43d and 44th, pin in 161. Cte 44th and 45th, 45th and 46th, 46th and 47th, wt 47th and 48th. With 48th and 49th make a bride. Wt 42d and 43d, etc 43d and 44th, 44th and 45th, 45th and 46th, wt 46th and 47th, pin in 162. Wt 41st and 42d, pin in 163. Cte 42d and 43d, 43d and 44th, 44th and 45th, wt 45th and 46th. Make a bride with 46th and 47th. Wt 40th and 41st, etc 41st and 42d, 42d and 43d, 43d and 44th, wt 44th and 45th, pin in 164. Wt 39th and 40th, etc 40th and 41st, 41st and 42d, 42d and 43d, wt 43d and 44th. Make a bride with 44th and 45th. Cte 38th and 39th, 37th and 38th, 36th and 37th, wt 35th and 36th. Make a bride with 34th and 35th. Cte 39th and 40th, 38th and 39th, 37th and 38th, wt 36th and 37th, pin in 165. Cte 40th and 41st 39th, and 40th, 38th and 39th, wt 37th and 38th. Make a bride with 36th and 37th. Cte 41st and 42d, 40th and 41st, 39th and 40th, wt 38th and 39th, pin in 166. Tw 40th, 41st and 42d, wt 42d and 43d, 41st and 42d, 40th and 41st, 39th and 40th. Make a bride with 38th and 39th. With 40th and 41st, make a bride. Pin in 167, between 50th and 51st. Cte 50th and 51st, 49th and 50th, 48th and 49th, 47th and 48th, 46th and 47th, pin in 168. Cte 46th and 47th, 47th and 48th, 48th and 49th, 49th and 50th, 50th and 51st, 51st and 52d, 52d and 53d, pin in 169, close. Cte to left using 44th pair, pin in 170, close. Cte to right using 53d, pin in 171. Tw 53d twice, etc 53d and 54th, pin in 172. Cte 54th and 55th, tw 55th twice, etc 55th and 56th, 56th and 57th, pin in 173. Cte 56th and 57th, 55th and 56th, tw 55th twice, etc 54th and 55th, 53d and 54th, tw 53d twice, etc to left using 44th pair, pin in 174. Make a bride with 44th and 45th. Cte 46th and 47th, pin in 175, make a bride. Cte 48th and 49th, pin in 176, and make a bride. Make brides with 50th and 51st, 52d and 53d, 54th and 55th, 56th and 57th. Wt 33d and 34th, pin in 177. Cte 32d and 33d, 31st and 32d, 30th and 31st, wt 29th and 30th, make a bride with 28th and 29th. Wt 34th and 35th, etc 33d and 34th, 32d and 33d, 31st and 32d, wt 30th and 31st, pin in 178. Wt 35th and 36th, pin in 179. Cte 34th and 35th, 33d and 34th, 32d and 33d, wt 31st and 32d. Make a bride with 30th and 31st. Wt 36th and 37th, etc 35th and 36th, 34th and 35th, 33d and 34th, wt 32d and 33d, pin in 180. Wt 37th and 38th, pin in 181. Cte 36th and 37th, 35th and 36th, 34th and 35th, wt 33d and 34th, make a bride with 32d and 33d. Wt 38th and 39th, etc 37th and 38th, 36th and 37th, 35th and 36th, wt 34th and 35th, pin in 182. Wt 39th and 40th, pin in 183. Cte 38th and 39th, 37th and 38th, 36th and 37th, wt 35th and 36th. Make a bride with 34th and 35th. Wt 40th and 41st, etc 39th and 40th, 38th and 39th, 37th and 38th, wt 36th and 37th, pin in 184. Wt 41st and 42d, pin in 185. Cte 40th and 41st, 39th and 40th, 38th and 39th, wt 37th and 38th. Make a bride with 36th and 37th. Wt 42d and 43d, etc 41st and 42d, 40th and 41st, 39th and 40th, wt 38th and 39th, pin in 186. Wt 43d and 44th, pin in 187. Cte 42d and 43d, 41st and 42d, 40th and 41st, wt 39th and

40th. Make a bride with 38th and 39th. Wt 44th and 45th, etc 43d and 44th, 42d and 43d, 41st and 42d, wt 40th and 41st, pin in 188. Wt 45th and 46th, pin in 189. Ctc 44th and 45th, 43d and 44th, 42d and 43d, wt 41st and 42d. Make a bride with 40th and 41st. Wt 46th and 47th, etc 45th and 46th, 44th and 45th, 43d and 44th, wt 42d and 43d, pin in 190. Wt 47th and 48th, pin in 191. Ctc 46th and 47th, 45th and 46th, 44th and 45th, wt 43d and 44th. Make a bride with 42d and 43d. Ctc 49th and 50th, 50th and 51st, remove the pin at 191, and replace it between 50th and 51st, etc 50th and 51st, 49th and 50th. Make a bride with 50th and 51st. Wt 48th and 49th, etc 47th and 48th, 46th and 47th, 45th and 46th, wt 44th and 45th, pin in 192, close.

Ctc 45th and 46th, 46th and 47th, 47th and 48th, wt 48th and 49th. Pin in 193, between 52d and 53d, close. Wt 51st and 52d, 50th and 51st, 49th and 50th, pin in 194, close. Wt 53d and 54th, 52d and 53d, 51st and 52d, 50th and 51st. Wt 54th and 55th, 53d and 54th, 52d and 53d, 51st and 52d. Wt 55th and 56th, 56th and 57th, pin in 195. Ctc 56th and 57th, 55th and 56th, wt 54th and 55th, 53d and 54th, 52d and 53d, pin in 196, close. Make brides with 52d and 53d, 54th and 55th, 56th and 57th. Place a pin in 197 between 54th and 55th, close. Tw 55th twice, etc 55th and 56th, 56th and 57th, pin in 198. Ctc 56th and 57th, 55th and 56th, tw 55th twice, wt 54th and 55th. Make a bride with 54th and 55th. Make a bride with picot, with 56th and 57th. Wt 25th and 26th, pin in 199. Ctc 24th and 25th, 23d and 24th, 22d and 23d, wt 21st and 22d. Make a bride with 20th and 21st. Wt 26th and 27th, etc 25th and 26th, 24th and 25th, 23d and 24th, wt 22d and 23d, pin in 200. Wt 15th and 16th, pin in 201, close. Wt 14th and 15th, 13th and 14th, 12th and 13th, 11th and 12th. Wt 16th and 17th, 17th and 18th, 18th and 19th, 19th and 20th. Pin in 202, between 12th and 13th, in 203, between 10th and 11th, in 204, between 17th and 18th, in 205, between 19th and 20th. Ctc 14th and 15th, 13th and 14th, 12th and 13th, 11th and 12th. Ctc 15th and 16th, 14th and 15th, 13th and 14th, 12th and 13th. Ctc 16th and 17th, 15th and 16th, 14th and 15th, 13th and 14th. Ctc 17th and 18th, 16th and 17th, 15th and 16th, 14th and 15th, wt 15th and 16th, pin in 206, close.

Wt 10th and 11th, etc 11th and 12th, 12th and 13th, 13th and 14th, wt 14th and 15th, pin in 207. Wt 9th and 10th, pin in, 208. Ctc 10th and 11th, 11th and 12th, 12th and 13th, wt 13th and 14th. Make a bride with 14th and 15th. Wt 8th and 9th, etc 9th and 10th, 10th and 11th, 11th and 12th, wt 12th and 13th, pin in 209, close. Ctc 11th and 12th, 10th and 11th, 9th and 10th, wt 8th and 9th, pin in 210, close. Ctc 9th and 10th, 10th and 11th, 11th and 12th, wt 12th and 13th, pin in 211. Wt 7th and 8th, etc 8th and 9th, 9th and 10th, 10th and 11th, wt 11th and 12th. Make a bride with 12th and 13th. Wt 20th and 21st, etc 19th and 20th, 18th and 19th, 17th and 18th, wt 16th and 17th, pin in 212, close.


Ctc 17th and 18th, 18th and 19th, 19th and 20th, wt 20th and 21st, 21st and 22d, pin in 213, close. Wt 20th and 21st, etc 19th and 20th, 18th and 19th, 17th and 18th, wt 16th and 17th, pin in in 214, close. Ctc 17th and 18th, 18th and 19th, 19th and 20th, wt 20th and 21st. Wt 22d and 23d, etc 23d and 24th, 24th and 25th, 25th and 26th, wt 26th and 27th, etc 27th and 28th, 28th and 29th, pin in 215. Ctc 28th and 29th, 27th and 28th, wt 26th and 27th, etc 25th and 26th, 24th and 25th, 23d and 24th, wt 22d and 23d, pin in 216, close. Ctc 23d and 24th, 24th and 25th, 25th and 26th, wt 26th and 27th, pin in 217, close. Ctc 25th and 26th, 24th and 25th, 23d and 24th, wt 22d and 23d, 21st and 22d, pin in 218, close. Wt 20th and 21st, etc 19th and 20th, 18th and 19th, 17th and 18th, wt 16th and 17th. With

28th and 29th, 30th and 31st, etc, using each pair as a single bobbin. Make brides with picots with 28th and 29th, 30th and 31st. In this pattern, after placing a pin, do not close, unless, so stated. In making the braids, always tw, after etc, before wt.

**PATTERN No. 27.**

*Braid Guipure.* This pattern re-

quires 80 bobbins, or 40 pairs, and Barbour's Irish flax thread, No. 90. Pin the threads in clusters of ten pairs, in 156, 171, 164, 125, 187, 191, 113, 101. Cte 2d and 3d, 1st and 2d, pin in 1, close. Cte 2d and 3d, wt 3d and 4th, pin in 2, close. Cte 2d and 3d, 1st and 2d, pin in 3, close. Cte 2d and 3d, wt 5th and 6th, pin in 4, close. Wt 4th and 5th, pin in 5, close. Wt 3d and 4th, pin in 6, close. Cte 2d and 3d, 1st and 2d, pin in 7, close. Cte 2d and 3d. Wt 15th and 16th, etc 14th and 15th, 13th and 14th, 12th and 13th, 11th and 12th, 10th and 11th, tw 10th, wt 9th and 10th, pin in 8. Cte 6th and 7th, 7th and 8th, pin in 9. Wt 8th and 9th, etc 7th and 8th, 6th and 7th. Wt 5th and 6th, pin in 10, close. Wt 4th and 5th, pin in 11, close. Wt 3d and 4th, pin in 12, close. Cte 2d and 3d, 1st and 2d, pin in 13, close, etc 2d and 3d, Cte 6th and 7th, 7th and 8th, pin in 14, close, etc 6th and 7th. Wt 5th and 6th, pin in 15, close. Wt 4th and 5th, pin in 16, close. Wt 3d and 4th, pin in 17, close. Cte 2d and 3d, 1st and 2d, pin in 18, close, etc 2d, and 3d. Cte 6th and 7th, 7th and 8th. The foregoing sufficiently instructs in the mode of making upper border. It will only be repeated so far as is necessary to connect with other parts. Wt 9th and 10th, etc 10th and 11th, 11th and 12th, 12th and 13th, 13th and 14th, 14th and 15th, tw 15th, wt 15th and 16th, pin in 19, close. Cte to left using 10th pair, tw 10th, wt 9th and 10th, pin in 20. With 17th and 18th, make a leaf of the rosette, with 19th and 20th make a second leaf; with 21st and 22d, make a third. Wt 16th and 17th, pin in 21. Cte to left using the 11th pair, tw 11th, wt 10th and 11th. With 9th and 10th, make a bride. Wt 17th and 18th, etc 16th and 17th, 15th and 16th, 14th and 15th, 13th and 14th, 12th and 13th, tw 12th, wt 11th and 12th, pin in 22, close. Cte 12th and 13th, 13th and 14th, 14th and 15th, 15th and 16th, 16th and 17th, tw 17th, wt 17th and 18th, pin in 22, close. Cte 16th and 17th, 15th and 16th, 14th and 15th, 13th and 14th, 12th and 13th, tw 12th, wt 11th and 12th, pin in 24. Wt 18th and 19th, pin in 25. Cte 17th and 18th, 16th and 17th, 15th and 16th, 14th and 15th, 13th and 14th, tw



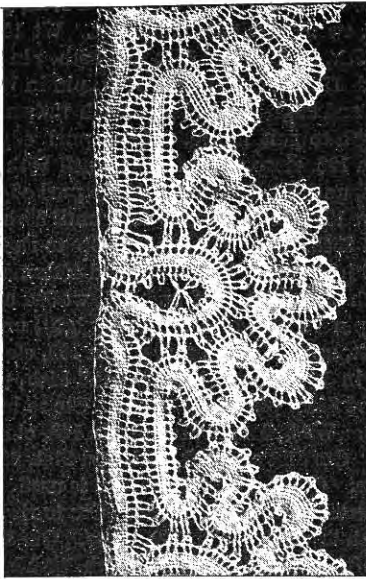
Pattern No. 27—Braid Guipure.

13th, wt 12th and 13th, 11th and 12th, pin in 26, close. Ctc 12th and 13th, 13th and 14th, 14th and 15th, 15th and 16, 16th and 17th, 17th and 18th, tw 18th, wt 18th and 19th, pin in 27, close. Ctc 17th and 18th, 16th and 17th, 15th and 16th, 14th and 15th, 13th and 14th, tw 13th, wt 12th and 13th. Wt 19th and 20th, etc 18th and 19th, 17th and 18th, 16th and 17th, tw 16th, wt 16th and 16th, pin in 28, close. Ctc 16th and 17th, 17th and 18th, 18th and 19th, tw 19th, wt 19th and 20th, pin in 29, close. Ctc 18th and 19th, 17th and 18th, 16th and 17th, tw 16th, wt 15th and 16th, pin in 30. Wt 20th and 21st, pin in 31, etc 19th and 20th, 18th and 19th, 17th and 18th, 16th and 17th, tw 16th, wt 15th and 16th. Wt 21st and 22d, etc 20th and 21st, 19th and 20th, 18th and 19th, tw 18th, wt 17th and 18th, pin in 32. Ht 15th and 16th three times, pin in 33, close. Ctc 18th and 19th, 19th and 20th, 20th and 21st, tw 21st, wt 21st and 22d, pin in 34, close. Ctc 20th and 21st, 19th and 20th, 18th and 19th, tw 18th, wt 17th and 18th, pin in 35. Wt 24th and 25th, pin in 36, close, tw 24th three times. Wt 23d and 24th twice. Wt 22d and 23d, pin in 37, etc 21st and 22d, 20th and 21st, 19th and 20th, tw 19th, wt 18th and 19th. Wt 23d and 24th, etc 22d and 23d, 21st and 22d, 20th and 21st, tw 20th, wt 19th and 20th, pin in 38, close. Ctc 20th and 21st, 21st and 22d, 22d and 23d, tw 23d, wt 23d and 24th, pin in 39, close. Ctc 22d and 23d, 21st and 22d, 20th and 21st, tw 20th, wt 19th and 20th, pin in 40, close. Ctc 25th and 26th, 26th and 27th, 27th and 28th, 28th and 29th, 29th and 30th, 30th and 31st, 31st and 32d, pin in 41, close. Ctc 30th and 31st, 29th and 30th, 28th and 29th, 27th and 28th, 26th and 27th, 25th and 26th, pin in 42, close. Ctc 29th and 30th, 28th and 29th, 27th and 28th, 26th and 27th, 25th and 26th, pin in 43, close. With 25th and 26th make a short bride. Ctc to right, until 33d is used, pin in 44, close. Ctc 31st and 32d, 30th and 31st, 29th and 30th, 28th and 29th, 27th and 28th, pin in 45, close. Ctc 28th and 29th, 29th and 30th, 30th and 31st, 31st and 32d. Wt 34th and 35th, pin in 46, close. Wt 33d and 34th, pin in 47, close. Wt 32d and 33d, pin in 48, close. Ctc 31st and 32d, 30th and 31st, 29th and 30th, 28th and 29th, 27th and 28th, pin in 49, close. With 27th and 28th make a short bride. Ctc 29th and 30th, 30th and 31st, 31st and 32d. Ctc 37th and 38th, 36th and 37th, 35th and 36th, wt 34th and 35th, pin in 50, close. Wt 33d and 34th, pin in 51, close. Ctc 35th and 36th, 36th and 37th, 37th and 38th, pin in 52, close. Ctc to left, until 35th is used. Wt 32d and 33d, pin in 53, close. Ctc 31st and 32d, 30th and 31st, 29th and 30th, pin in 54, close. Ctc 30th and 31st, 31st and 32d. Wt 34th and 35th, pin in 55, close. Ctc to right, until 38th is used. Make a bride with 39th and 40th, etc 38th and 39th, 39th and 40th, pin in 56, etc 39th and 40th, 38th and 39th, 37th and 38th, 36th and 37th, 35th and 36th, 34th and 35th. Wt 33d and 34th, pin in 57, close. Wt 34th and 35th, pin in 58, close. Ctc to right, until 38th is used. Make a bride with 38th and 39th of sufficient length to pin in 59. Make another of the same length. Ctc 38th and 39th, 39th and 40th, pin in 60, close. Ctc to left, until 35th is used. Wt 24th and 25th, pin in 61. Ctc 23d and 24th, 22d and 23d, 21st and 22d, tw 21st, wt 20th and 21st. Wt 25th and 26th, etc 24th and 25th, 23d and 24th, 22d and 23d, tw 22d, wt 21st and 22d, pin in 62. Wt 26th and 27th, pin in 63, etc 25th and 26th, 24th and 25th, 23d and 24th, tw 23d, wt 22d and 23d. Wt 27th and 28th, etc 26th and 27th, 25th and 26th, 24th and 25th, tw 24th, wt 23d and 24th, pin in 64, close. Ctc 24th and 25th, 25th and 26th, 26th and 27th, tw 27th, wt 27th and 28th, pin in 65. Wt 33d and 34th, pin in 66, close. Wt 34th and 35th, pin in 67, close. Wt 32d and 33d, pin in 68, close. Ctc 31st and 32d, 30th and 31st, 29th and 30th, pin in 69. Wt 28th and 29th, 27th and 28th, etc 26th and 27th, 25th and 26th, 24th and 25th, tw 24th, wt 23d and 24th, pin in 70, close. Ctc 24th and 25th, 25th and 26th, 26th and 27th, tw 27th, wt 27th and 28th, pin in 71. Wt 29th and 30th, etc 30th and 31st, 31st and 32d.

Wt 33d and 34th, pin in 72, close. Wt 32d and 33d, pin in 73, close. Ctc 31st and 32d, 30th and 31st, 29th and 30th, pin in 74, close. Ctc to right, until 32d is used. Ctc 35th and 36th, 36th and 37th, 37th and 38th. Make a bride with 39th and 40th, pin in 75, and finish bride. Ctc 38th and 39th, 39th and 40th, pin in 76, close. Ctc to left, until 35th is used. Wt 34th and 35th, pin in 77, close. Wt 33d and 34th, pin in 78, close. Wt 32d and 33d, pin in 79, close. Ctc 31st and 32d, 30th and 31st, 29th and 30th, pin in 80. Wt 28th and 29th, 27th and 28th, ctc 26th and 27th, 25th and 26th, 24th and 25th, tw 24th, wt 23d and 24th, tw 23d three times. Ctc 29th and 30th, 30th and 31st, 31st and 32d. Ctc 35th and 36th, 36th and 37th, 37th and 38th. Make edge as before with 39th and 40th, pin in 81. Ctc 38th and 39th, 39th and 40th, pin in 82, close. Ctc 38th and 39th, 37th and 38th, 36th and 37th, 35th and 36th, wt 34th and 35th, pin in 83, close. Ctc to right, until 38th is used. Wt 33d and 34th, pin in 84, close. Wt 32d and 33d, pin in 85, close. Ctc 31st and 32d, 30th and 31st, 29th and 30th, pin in 86, close. Ctc to right, until 32d is used. Make edge as before, pinning in 87. Ctc 38th and 39th, 39th and 40th, pin in 88, close. Ctc to left, until 35th is used. Wt 34th and 35th, pin in 89, close. Ctc to right, until 38th is used. Make edge, pinning in 90. Ctc 38th and 39th, 39th and 40th, pin in 91, close. Ctc to left, until 35th is used. Wt 33d and 34th, pin in 92, close. Wt 34th and 35th, pin in 93, close. Ctc to right, until 38th is used. Wt 32d and 33d, pin in 94, close. Ctc to left, until 29th is used, pin in 95. Make edge, pinning in 96. Ctc 38th and 39th, 39th and 40th, pin in 97, close. Ctc to left, until 35th is used. Wt 34th and 35th, pin in 98, close. Ctc to right, until 38th is used. Wt 33d and 34th, pin in 99. With 17th and 18th, 19th and 20th, 21st and 22d, make first half of rosette. Join the leaves in the centre as for a spider, using each pair as a single bobbin. Tw 23d, ctc 22d and 23d, 21st and 22d, 20th and 21st, 19th and 20th, 18th and 19th, 17th and 18th, tw 17th twice. Place a pin in the centre of rosette, between 19th and 20th pairs, at 100. Wt 16th and 17th, pin in 101, close. Ctc to right, until 23d is used, tw 23d three times. Finish spider and rosette. Wt 23d and 24th, ctc 24th and 25th, 25th and 26th, 26th and 27th, wt 27th, tw 27th and 28th, pin in 102. Wt 28th and 29th, 27th and 28th, ctc 26th and 27th, 25th and 26th, 24th and 25th, tw 24th, wt 23d and 24th, pin in 103, close. Ctc 24th and 25th, 25th and 26th, 26th and 27th, tw 27th, wt 27th and 28th, pin in 104. Ctc 29th and 30th, 30th and 31st, 31st and 32d, wt 32d and 33d, pin in 105, close. Ctc 31st and 32d, 30th and 31st, 29th and 30th, pin in 106, close. Ctc to right, until 32d is used. Wt 33d and 34th, pin in 107, close. Wt 32d and 33d, pin in 108, close. Ctc 31st and 32d, 30th and 31st, 29th and 30th, pin in 109. Wt 28th and 29th, 27th and 28th, ctc 26th and 27th, 25th and 26th, 24th and 25th, tw 24th, wt 23d and 24th, 22d and 23d, tw 22d, wt 21st and 22d, pin in 110, close. Ctc 22d and 23d, 23d and 24th, 24th and 25th, 25th and 26th, 26th and 27th, tw 27th, wt 27th and 28th, pin in 111, close. Ctc to left, until 22d is used, tw 22d, wt 21st and 22d, pin in 112, close. Ctc to right, until 27th is used, tw 27th, wt 27th and 28th, pin in 113. Wt 20th and 21st, ctc 21st and 22d, 22d and 23d, 23d and 24th, 24th and 25th, 25th and 26th, tw 26th, wt 26th and 27th. With 27th and 28th make a short bride. Wt 19th and 20th, 20th and 21st, pin in 114. Ctc 21st and 22d, 22d and 23d, 23d and 24th, 24th and 25th, tw 25th, wt 25th and 26th, pin in 115, close. Ctc to left, until 20th is used, tw 20th, wt 19th and 20th, pin in 116, close. With 25th and 26th make a short bride. Ctc 20th and 21st, 21st and 22d, 22d and 23d, tw 23d, wt 23d and 24th, pin in 117. Wt 18th and 19th, pin in 118. Ctc 19th and 20th, 20th and 21st, 21st and 22d, tw 22d, wt 22d and 23d. Make a short bride with 23d and 24th, pin in 119, close. Wt 17th and 18th, ctc 18th and 19th, 19th and 20th, 20th and 21st, tw 21st, wt 21st and 22d, pin in 120. Tw 14th and 15th three times,

wt 14th and 15th, pin in 121, close, tw both pairs three times. Tw 16th three times, wt 15th and 16th, pin in 122, close. Make a short bride with 15th and 16th. Wt 16th and 17th, pin in 123, etc 17th and 18th, 18th and 19th, 19th and 20th, tw 20th, wt 20th and 21st. Wt 15th and 16th, etc 16th and 17th, 17th and 18th, 18th and 19th, tw 19th, wt 19th and 20th, pin in 124, close. Ctc 18th and 19th, 17th and 18th, 16th and 17th, wt 15th and 16th, pin in 125, close. Ctc to right, until 19th is used, tw 19th, wt 19th and 20th, pin in 126. With 12th and 13th pairs, make a bride with picots, of sufficient length to suit figure. Make purl edge, pinning in 127, etc 38th and 39th, 39th and 40th, pin in 128, close. Ctc to left, until 35th is used. Wt 34th and 35th, pin in 129, close. Ctc to right, until 38th is used. Make purl edge, pinning in 130. Ctc 38th and 39th, 39th and 40th, pin in 131, close. Ctc to left, until 35th is used. Wt 33d and 34th, pin in 132, close. Wt 34th and 35th, pin in 133, close. Ctc to right, until 38th is used, pin in 134, close. Ctc to left, until 35th is used. With 39th and 40th make a bride, pinning centre in 135. Ctc 29th and 30th, 30th and 31st, 31st and 32d, wt 32d and 33d, pin in 136, close. Ctc to left, until 29th is used, pin in 137, close. Ctc to right, until 32d is used, wt 32d and 33d, pin in 138, close. Ctc to left, until 27th is used, pin in 139, close. Ctc to right, until 32d is used. Wt 34th and 35th, pin in 140, close. Wt 33d and 34th, pin in 141, close. Ctc 35th and 36th, 36th and 37th, 37th and 38th, pin in 142, close. Ctc to left, until 35th is used. Wt 34th and 35th, pin in 46, close. Wt 32d and 33d, pin in 143, close. Wt 33d and 34th, pin in 144, close. Wt 34th and 35th. Ctc 31st and 32d, 30th and 31st, 29th and 30th, 28th and 29th, 27th and 28th, pin in 145, close. Ctc to right, until 32d is used, wt 32d and 33d, pin in 146, close. Ctc to left, until 25th is used, pin in 147, close. Ctc to right, until 33d is used, pin in 148, close. Ctc to left, until 25th is used, pin in 149, close. Ctc 31st and 32d, 30th and 31st, 29th and 30th, 28th and 29th, 27th and 28th, 26th and 27th, 25th and 26th, 24th and 25th, pin in 36, close. With 9th and 10th, make short bride. Ctc 8th and 9th, 9th and 10th, pin in 150, close. Make border up to 159. With 9th and 10th, make a leaf. Tw 11th three times. Ctc 8th and 9th, 9th and 10th, 10th and 11th, pin in 160, close. Ctc 9th and 10th, 8th and 9th, tw 8th, and make border up to 169. Tw 11th three times, etc 11th and 12th, 13th and 14th, using 12th and 13th pairs as single bobbins, pin in 170. Wt 14th and 15th, 13th and 14th, etc 15th and 16th, 16th and 17th, 17th and 18th, tw 18th, wt 18th and 19th. Ctc 13th and 14th, 14th and 15th, 15th and 16th, 16th and 17th, tw 17th, wt 17th and 18th, pin in 171. Wt 11th and 12th, 12th and 13th, pin in 172. Ctc to right, until 17th is used, tw 17th, wt 17th and 18th, pin in 173, close. Ctc to left, until 12th is used, tw 12th, wt 11th and 12th, pin in 174, close. Ctc to right, until 17th is used, tw 17th, wt 17th and 18th, pin in 175. Wt 11th and 12th, pin in 176, etc to right, until 16th is used, tw 16th, wt 16th and 17th. With 9th and 10th, make a leaf as for a rosette, etc 8th and 9th, 9th and 10th, pin in 177, close, and make border up to 186. With 9th and 10th, make short bride. Wt 10th and 11th, 9th and 10th, pin in 186, close. Ctc to right, until 15th is used, tw 15th, wt 15th and 16th, pin in 187, close. Ctc to left, till 10th is used, tw 10th, wt 9th and 10th, pin in 188. Tw 9th, etc 8th and 9th, pin in 189. Make border as indicated. Wt 9th and 10th, etc 10th and 11th, 11th and 12th, 12th and 13th, 13th and 14th, 14th and 15th, tw 15th, wt 15th and 16th, pin in 19. Make upper half of rosette as before, with 17th and 18th, 19th and 20th, 21st and 22d pairs. Join in centre, using pairs as single bobbins. Tw 16th three times, etc 16th and 17th, 17th and 18th, 18th and 19th, 19th and 20th, 20th and 21st, 21st and 22d, tw 22d three times, wt 22d and 23d, pin in 193, close. Place a pin in 194, between 19th and 20th. Tw 22d three times, etc to left, until 16th is used, tw 16th. Tw 23d three times, wt 23d and 24th, pin in 195.

**PATTERN NO. 28.**



Pattern No. 28.—Russian Lace.

*Russian Lace.* This lace requires 13 pairs of bobbins, and may be made of No. 80, Barbour's linen thread. Pin threads in three clusters, 4 pairs at 148, 4 pairs at 150, and 5 pairs at 149. a(Wt 6th and 7th pairs, etc 5th and 6th, 4th and 5th, 3d and 4th, twist 3d pair, wt 2d and 3d, pin in 1. Wt 1st and 2d, 2d and 3d, etc to right, using 6th pair, twist 6th, wt 6th and 7th.)a Wt 8th and 9th, etc to right, using 12th, tw 12th, wt 12th and 13th, pin in 2, close. Cte to left, using 9th, tw 9th, wt 8th and 9th, wt 7th and 8th, pin in 3, close and repeat "a to a," pinning in 4. Wt 8th and 9th, etc to right, using 12th, tw 12th, wt 12th and 13th, pin in 5, close. Cte to left, using 9th, tw 9th, wt 8th and 9th, wt 7th and 8th, pin in 6, close, and repeat "a to a," dropping 1st pair, and pinning in 7. Wt 8th and 9th, etc to right, using 12th, tw 12th, wt 12th and 13th, pin in 8, close. Cte to left, using 9th, tw 9th, wt 8th and 9th, 7th and 8th, pin in 9, close. Repeat "a to a," leaving off 1st pair, pinning in 10. Wt 8th and 9th, etc to right, using 12th, tw 12th, wt 12th and 13th, pin in 8, removing the pin already there, and replacing it. Cte to left, using 9th, tw 9th, wt 8th and 9th, 7th and 8th, pin in 11, close. Wt 6th and 7th, etc to

left, using 3d pair, tw 3d, wt 2d and 3d, pin in 12, close. Cte to right, using 6th, tw 6th, wt 6th and 7th, pin in 13, close. Cte to left, using 3d, tw 3d, wt 2d and 3d, pin in 14, wt 1st and 2d, 2d and 3d. Cte to right, using 6th, tw 6th, wt 6th and 7th, pin in 15, close. Cte to left, using 3d, tw 3d, wt 2d and 3d, pin in 16, wt 1st and 2d, 2d and 3d. Cte to right, using 6th, tw 6th, wt 6th and 7th, pin in 17, close. Cte to left, using 3d, tw 3d, wt 2d and 3d, pin in 18, close. Cte to right, using 6th, tw 6th, wt 6th and 7th, pin in 19, close. Cte to left, using 3d, tw 3d, wt 2d and 3d, pin in 20, close. Cte to right, using 6th, tw 6th, wt 6th and 7th, remove the pin from 15, and with a crochet-needle draw the thread of the right bobbin through the picot at 15, pass through the loop thus formed the left bobbin, pull both bobbins tight and twist them twice, and replace pin in 15, wt 6th and 7th. Cte to left, using 3d, wt 2d and 3d, pin in 21, close. Cte to right, using 6th, tw 6th, wt 6th and 7th, remove the pin from 13, join in the picot as before described, and replace pin at 13, wt 6th and 7th. Cte to left, using 3d, tw 3d, wt 2d and 3d, pin in 22, close. Cte to right, using 6th, tw 6th, wt 6th and 7th, 8th and 9th. Cte to right using 12th, tw 12th, wt 12th and 13th, pin in 23, close. Cte to left, using 9th, tw 9th, wt 8th and 9th, wt 7th and 8th, pin in 24, close, wt 8th and 9th. Cte to right, using 12th, tw 12th, wt 12th and 13th, pin in 23, removing the pin already there and replacing it, wt 12th and 13th. Cte to left, using 9th, tw 9th, wt 8th and 9th, 6th and 7th. Cte to left, using 3d, tw 3d, wt 2d and 3d, pin in 25, close. Cte to right, using 6th, tw 6th, wt 6th and 7th. Wt 7th and 8th, pin in 26, close. Wt 6th and 7th, etc to left, using 3d, tw 3d, wt

2d and 3d, pin in 27, close. Ctc to right, using 6th, tw 6th, wt 6th and 7th, 8th and 9th. Ctc to right, using 12th, tw 12th, wt 12th and 13th, pin in 23, removing the pin already there, close. Ctc to left, using 9th, tw 9th, wt 8th and 9th, pin in 28, close. Ctc to right, using 12th, tw 12th, wt 12th and 13th, pin in 23, removing the pin already there, close. Ctc to left, using 9th, tw 9th, wt 8th and 9th, pin in 29, close. Ctc to right, using 12th, tw 12th, wt 12th and 13th. Remove the pin at 5, and join with crochet-needle as before, wt 12th and 13th. Ctc to left, using 9th, tw 9th, wt 8th and 9th, pin in 30, close. Ctc to right, using 12th, tw 12th, wt 12th and 13th, pin in 31, close. Ctc to left, using 9th, tw 9th, wt 8th and 9th, pin in 32, close. Ctc to right, using 12th, tw 12th, wt 12th and 13th, pin in 33, close. Ctc to left, using 9th, tw 9th, wt 8th and 9th, pin in 32, removing the pin already there, close. Ctc to right, using 12th, tw 12th, wt 12th and 13th, pin in 34, close. Ctc to left, using 9th, tw 9th, wt 8th and 9th, pin in 32, removing the pin already there, close. Ctc to right, using 12th, tw 12th, wt 12th and 13th, pin in 35, close. Ctc to left, using 9th, tw 9th, wt 8th and 9th, pin in 36, close. Ctc to right, using 12th, tw 12th, wt 12th and 13th, pin in 37, close. Ctc to left, using 9th, tw 9th, wt 8th and 9th, pin in 36, removing pin already there, close. Ctc to right, using 12th, tw 12th, wt 12th and 13th, pin in 38, close. Ctc to left, using 9th, tw 9th, wt 8th and 9th, pin in 36, removing pin already there, close. Ctc to right, using 12th, tw 12th, wt 12th and 13th, pin in 39, close. Ctc to left, using 9th, tw 9th, wt 8th and 9th, pin in 36 again, and close. Ctc to right, using 12th, tw 12th, wt 12th and 13th, pin in 40, close. Ctc to left, using 9th, tw 9th, wt 8th and 9th, join with crochet-needle in the picot at 30, wt 8th and 9th. Ctc to right, using 12th, tw 12th, wt 12th and 13th, pin in 41, close. Ctc to left, using 9th, tw 9th, wt 8th and 9th, and join with the hook in picot at 29, wt 8th and 9th. Ctc to right, using 12th, tw 12th, wt 12th and 13th, pin in 41 again, removing pin as before. Ctc to left, using 9th, tw 9th, wt 8th and 9th, join in picot at 28, wt 8th and 9th. Ctc to right, using 12th, tw 12th, wt 12th and 13th, pin again in 41, removing pin already there, close. Ctc to left, using 9th, tw 9th, wt 8th and 9th, wt 7th and 8th, pin in 42, close. Wt 8th and 9th. Ctc to right, using 12th, tw 12th, wt 12th and 13th, pin in 43, close. Ctc to left, using 9th, tw 9th, wt 8th and 9th, 6th and 7th. Ctc to left, using 3d, pin in 44, close. Ctc to right, using 6th, tw 6th, wt 6th and 7th, 7th and 8th, pin in 45, close. Wt 8th and 9th. Ctc to right, using 12th, tw 12th, wt 12th and 13th, pin in 43, removing pin already there, close. Ctc to left, using 9th, tw 9th, wt 8th and 9th, 6th and 7th. Ctc to left, using 3d, pin in 46, close. Ctc to right, using 6th, tw 6th, wt 6th and 7th, 7th and 8th, pin in 47, and close. Wt 8th and 9th. Ctc to right, using 12th, tw 12th, wt 12th and 13th, pin in 43, removing pin already there, close. Ctc to left, using 9th, tw 9th, wt 8th and 9th, pin in 48, close. b(Ctc to right, using 12th, tw 12th, wt 12th and 13th, pin in 43 again, close. Ctc to left, using 9th, tw 9th, wt 8th and 9th, pin in 49, close. Ctc to right, using 12th, tw 12th, wt 12th and 13th, join with crochet-hook in picot at 40, wt 12th and 13th. Ctc to left, using 9th, tw 9th, wt 8th and 9th, pin in 50, close. Ctc to right, using 12th, tw 12th, wt 12th and 13th, join with hook in picot at 39. Replace pin and wt 12th and 13th. Ctc to left, using 9th, tw 9th, wt 8th and 9th, pin in 51, close. Ctc to right, using 12th, tw 12th, wt 12th and 13th, pin in 52 close. Ctc to left, using 9th, tw 9th, wt 8th and 9th, pin in 51, removing and replacing pin. Ctc to right, using 12th, tw 12th, wt 12th and 13th, pin in 53, close. Ctc to left, using 9th, tw 9th, wt 8th and 9th, pin in 51 again, removing and replacing pin. Ctc to right, using 12th, tw 12th, wt 12th and 13th, pin in 54, close. Ctc to left, using 9th, tw 9th, wt 8th and 9th, pin in 55, close. Ctc to right, using 12th, tw 12th, wt 12th and 13th, pin in 56, close.

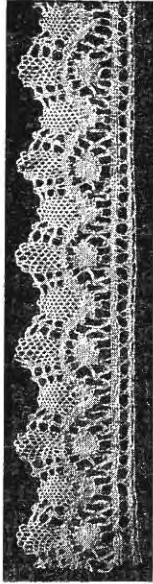


Ctc to left, using 9th, tw 9th, wt 8th and 9th, pin in 55 again, removing and replacing pin as before. Ctc to right, using 12th, tw 12th, wt 12th and 13th, pin in 57, close. Ctc to left, using 9th, tw 9th, wt 8th and 9th, pin in 55 again, as before. Ctc to right, using 12th, tw 12th, wt 12th and 13th, pin in 58, close. Ctc to left, using 9th, tw 9th, wt 8th and 9th, pin in 55 again. Ctc to right, using 12th, tw 12th, wt 12th and 13th, pin in 59, close. Ctc to left, using 9th, tw 9th, wt 8th and 9th, join with hook in picot at 50. Replace pin and wt 8th and 9th. Ctc to right, using 12th, tw 12th, wt 12th and 13th, pin in 60, close. Ctc to left, using 9th, tw 9th, wt 8th and 9th, join with hook in picot at 49. Replace pin, wt 8th and 9th. Ctc to right, using 12th, tw 12th, wt 12th and 13th, pin in 61, close. Ctc to left, using 9th, tw 9th, wt 8th and 9th, join in picot at 48, wt 8th and 9th. Ctc to right, using 12th, tw 12th, wt 12th and 13th, pin in 61, removing and replacing pin, wt 12th and 13th. Ctc to left, using 9th, tw 9th, wt 8th and 9th)b. Wt 6th and 7th, etc to left, using 4th, pin in 62, close. Ctc to right, using 6th, tw 6th, wt 6th and 7th, 7th and 8th, pin in 63, close. Wt 6th and 7th. Ctc to left, using 4th, pin in 64, close. Ctc 5th and 6th, tw 6th, wt 6th and 7th, 8th and 9th. Ctc to right, using 12th, tw 12th, wt 12th and 13th, pin in 61, removing and replacing pin. Ctc to left, using 9th, tw 9th, wt 8th and 9th, 7th and 8th, pin in 65, close. Wt 6th and 7th. Ctc 5th and 6th, 4th and 5th, pin in 66, close. Wt 5th and 6th, 6th and 7th, 8th and 9th. Ctc to right, using 12th, tw 12th, wt 12th and 13th, pin in 67, close. Ctc to left, using 9th, tw 9th, wt 8th and 9th, pin in 68, close. Wt 2d and 3d, pin in 69, close. Repeat from "b to b," pinning in 70, 71, 72, 73, 74, 75, 76, 77, 78, 79, 80, 81, 82, and crocheting in picots at 60 and 59, and 71, 70, 69. Wt 7th and 8th, pin in 83, close. Wt 6th and 7th. Ctc to left, using 4th, pin in 84, close. Ctc to right, using 6th, tw 6th, wt 6th and 7th, 8th and 9th. Ctc to right, using 12th, tw 12th, wt 12th and 13th, pin in 82, removing and replacing pin, close. Ctc to left, using 9th, tw 9th, wt 8th and 9th, 7th and 8th, pin in 85, close. Wt 6th and 7th. Ctc to left, using 4th, pin in 86, close. Ctc to right, using 6th, tw 6th, wt 6th and 7th, 8th and 9th. Ctc to right, using 12th, tw 12th, wt 12th and 13th, pin in 87, close. Ctc to left, using 9th, tw 9th, wt 8th and 9th, pin in 88, close. Repeat from "b to b," pinning in 89, 90, 91, 92, 93, 94, 95, 96, 97, 98, 99, 100, 101, and joining in picots at 81 and 80, and 90, 89 and 88. Wt 7th and 8th, pin in 102, close. Wt 6th and 7th. Ctc to left, using 3d, pin in 103, close. Ctc to right, using 6th, tw 6th, wt 6th and 7th, 8th and 9th. Ctc to right, using 12th, tw 12th, wt 12th and 13th, pin in 101, removing and replacing pin, close. Ctc to left, using 9th, tw 9th, wt 8th and 9th, 7th and 8th, pin in 104, close. Wt 6th and 7th. Ctc to left, using 3d, pin in 105, close. Ctc to right, using 6th, tw 6th, wt 6th and 7th, 7th and 8th. Ctc to right, using 12th, tw 12th, wt 12th and 13th, pin in 101, removing and replacing pin, close. Ctc to left, using 9th, tw 9th, wt 8th and 9th, 7th and 8th, pin in 106, close. Wt 6th and 7th. Ctc to left, using 3d, tw 3d, wt 2d and 3d, pin in 107, close. Ctc to right, using 6th, tw 6th, wt 6th and 7th, 8th and 9th. Ctc to right, using 12th, tw 12th, wt 12th and 13th, pin in 108, close. Ctc to left, using 9th, tw 9th, wt 8th and 9th, pin in 109, close. Repeat from "b to b," pinning in 110, 111, 112, 113, 114, 115, 116, 117, 118, 119, 120, 121, and joining in picots at 100 and 99, and at 111, 110, 109. Wt. 7th and 8th, pin in 122, close. Wt 6th and 7th. Ctc to left, using 3d, tw 3d, wt 2d and 3d, pin in 123, close. Ctc to right, using 6th, tw 6th, wt 6th and 7th, 8th and 9th. Ctc to right, using 12th, tw 12th, wt 12th and 13th, pin in 124, close. Ctc to left, using 9th, tw 9th, wt 8th and 9th, 7th and 8th, pin in 125, close. Wt 6th and 7th. Ctc to left, using 3d, tw 3d, wt 2d and 3d, pin in 126, close. Ctc to right, using 6th, tw 6th, wt 6th and 7th, pin in 127, close. Ctc to left, using 3d, tw 3d, wt 2d and 3d, join with hook in

picot at 21, replace pin, wt 2d and 3d. Cte to right, using 6th, tw 6th, wt 6th and 7th, pin in 128, close. Cte to left, using 3d, tw 3d, wt 2d and 3d, join in picot at 20. Replace pin, wt 2d and 3d. Cte to right, using 6th, tw 6th, wt 6th and 7th, pin in 129, close. Cte to left, using 3d, tw 3d, wt 2d and 3d, pin in 130, close. Cte to right, using 6th, tw 6th, wt 6th and 7th, pin in 131, close. Cte to left, using 3d, tw 3d, wt 2d and 3d, pin in 132, close. Wt 1st and 2d, 2d and 3d. Cte to right, using 6th, tw 6th, wt 6th and 7th, join in picot at 128. Replace pin. Wt 6th and 7th. Cte to left, using 3d, tw 3d, wt 2d and 3d, pin in 133. Wt 1st and 2d, 2d and 3d. Cte to right, using 6th, tw 6th, wt 6th and 7th, join in the picot at 127. Replace pin. Wt 6th and 7th. Cte to left, using 3d, tw 3d, wt 2d and 3d, pin 134, close. Cte to right, using 6th, tw 6th, wt 6th and 7th, 8th and 9th. Cte to right, using 12th, tw 12th, wt 12th and 13th, pin in 124, removing and replacing pin. Cte to left, using 9th, tw 9th, wt 8th and 9th, 7th and 8th, pin in 135, close. Wt 6th and 7th. Cte to left, using 3d, tw 3d, wt 2d and 3d, pin in 136, close. Cte to right, using 6th, tw 6th, wt 6th and 7th, 8th and 9th. Cte to right, using 12th, tw 12th, wt 12th and 13th, pin in 124, removing and replacing pin. Cte to left, using 9th, tw 9th, wt 8th and 9th, 7th and 8th, pin in 137, close. Wt 6th and 7th. Cte to left, using 3d, tw 3d, wt 2d and 3d, pin in 138, close. Cte to right, using 6th, tw 6th, wt 6th and 7th, 8th and 9th. Cte to right, using 12th, tw 12th, wt 12th and 13th, pin in 124, for the third time. Cte to left, using 9th, tw 9th, wt 8th and 9th, 7th and 8th, pin in 139, close. Wt 6th and 7th. Cte to left, using 3d, tw 3d, wt 2d and 3d, pin in 140, close. Wt 1st and 2d, 2d and 3d. Cte to right, using 6th, tw 6th, wt 6th and 7th, 8th and 9th. Cte to right, using 12th, tw 12th, wt 12th and 13th, join in picot at 120. Replace pin, wt 12th and 13th. Cte to left, using 9th, tw 9th, wt 8th and 9th, 7th and 8th, pin in 141, close. Wt 6th and 7th. Cte to left, using 3d, tw 3d, wt 2d and 3d, pin in 142, close. Wt 1st and 2d, 2d and 3d. Cte to right, using 6th, tw 6th, wt 6th and 7th, 8th and 9th. Cte to right, using 12th, tw 12th, wt 12th and 13th, pin in 143, close. Cte to left, using 9th, tw 9th, wt 8th and 9th, 7th and 8th, pin 144, close. Wt 6th and 7th. Cte to left, using 3d, tw 3d, wt 2d and 3d, pin in 145, close. Wt 1st and 2d, 2d and 3d. Cte to right, using 6th, tw 6th, wt 6th and 7th, 8th and 9th. Cte to right, using 12th, tw 12th, wt 12th and 13th, pin in 146, close. Cte to left, using 9th, tw 9th, wt 8th and 9th, 7th and 8th, pin in 147, close. Wt 6th and 7th. Cte to left, using 3d, tw 3d, wt 2d and 3d, pin in 148, wt 1st and 2d, 2d and 3d. Cte to right, using 6th, tw 6th, wt 6th and 7th, 8th and 9th. Cte to right, using 12th, tw 12th, wt 12th and 13th, pin in 149, close. Cte to left, using 9th, tw 9th, wt 8th and 9th, 7th and 8th, pin in 150, close. The first curve of the second scallop, must be joined to the last curve of the first scallop, by crocheting in the picots at 115 and 117.

### PATTERN NO. 29.

This pattern requires 44 bobbins, or 22 pairs, and Barbour's Irish flax thread, No. 120. Attach the threads in the usual manner. Ht 21st and 22d, pin in 1, close. Ht 20th and 21st, 19th and 20th, 18th and 19th, 17th and 18th, 16th and 17th, 15th and 16th, 14th and 15th, 13th and 14th, 12th and 13th, pin in 2, close. Cte 11th and 12th, 10th and 11th, 9th and 10th, 8th and 9th, 7th and 8th, 6th and 7th, pin in 3, close. Cte 7th and 8th, 8th and 9th, 9th and 10th, 10th and 11th, 11th and 12th, tw 12th, ht 12th and 13th, 13th and 14th, 14th and 15th, 15th and 16th, 16th and 17th, 17th and 18th, 18th and 19th, 19th and 20th, 20th and 21st, 21st and 22d, pin in 4, close. Ht to left, until 13th is used, pin in 5, close. Cte to left, until 7th is




Pattern No. 29.—  
Cluny Edging.

used, pin in 6, close. Ctc to right, until 13th is used, tw 13th, ht 13th and 14th, and continue to right, until 20th is used, pin in 7, close. Ht to left, until the 14th is used, pin in 8, close. Ctc to left, until 9th is used, pin in 9, close. Ctc to right, until 14th is used, tw 14th, ht 14th and 15th, and ht to right until 18th is used, pin in 10, close. Ht 17th and 18th, etc 15th and 16th, pin in 11, close. Ht three times with 17th and 18th, four times with 19th and 20th, five times with 21st and 22d. Ctc 14th and 15th, 13th and 14th, 12th and 13th, 11th and 12th, pin in 12, close. "A." Using 17th and 18th pairs as single bobbins, etc with 16th pair, pin in 13, without closing. Tw 18th twice, etc in same manner with 19th and 20th pairs, pin in 14, without closing. Tw 20th twice, etc with 21st and 22d pairs, pin in 15, close. Tw 20th twice, etc 18th, 19th and 20th, tw 18th twice, etc 16th, 17th and 18th, tw 16th, ht 17th and 18th, three times, 19th and 20th, four times, 21st and 22d, "A." Ctc 15th and 16th, pin in 16, close. Ctc 14th and 15th, 13th and 14th, pin in 17, close. Ctc 14th and 15th, 13th and 14th, "B." Pin in 18 between 19th and 20th pairs, close. Ht 18th and 19th, 17th and 18th, pin in 19, close. Ht 18th and 19th, 19th and 20th, 20th and 21st, 21st and 22d, pin in 20, close. Ht to left, until the 16th is used, pin in 21, close. Ht three times each, with 7th and 8th, 9th and 10th, 11th and 12th, 13th and 14th. Tw 6th twice, etc 5th and 6th, 4th and 5th, tw 4th, etc 2d and 3d, tw 2d, ht 1st and 2d, pin in 22, close. Ctc 2d and 3d, tw 3d, wt 3d and 4th, etc 2d and 3d, tw 2d, ht 1st and 2d, pin in 23, close; etc 2d and 3d. Ctc 4th and 5th, 5th and 6th, 6th and 7th, 7th and 8th, pin in 24, close. Ctc 6th and 7th, 5th and 6th,

4th and 5th, tw 4th, wt 3d and 4th, etc 2d and 3d, tw 2d, ht 1st and 2d, pin in 25, close; etc 2d and 3d, tw 3d, etc 4th and 5th, 5th and 6th. Ht 7th and 8th, twice. Ht 7th and 8th, 9th and 10th, using each pair as a single bobbin, pin in 27, close. Ctc 6th and 7th, 5th and 6th, 4th and 5th, tw 4th, wt 3d and 4th, etc 2d and 3d, tw 2d, ht 1st and 2d, pin 28, close; etc 2d and 3d, tw 3d. Ht 7th and 8th, three times. Pin in 29 between 9th and 10th pairs, etc 9th and 10th, 10th and 11th, 11th and 12th, pin in 30, close. Ctc 10th and 11th, 9th and 10th, 8th and 9th, 7th and 8th, pin in 31, close. Ctc to right, until 14th is used, pin in 33, close. Ctc to left, until 7th is used, tw 6th twice, etc 6th and 7th, pin in 33, close. Ctc to right, until 14th is used, tw 14th, etc 14th and 15th, pin in 34; etc 14th and 15th, 15th and 16th, tw 16th, ht to right, until the 22d is used, pin in 35, close. Ht to left, until 16th is used, pin in 36, close. Ctc 15th and 16th, 14th and 15th, pin in 37, close. Ctc 13th and 14th, pin in 38, close. Ctc to left, until 6th is used, tw 6th twice, etc 5th and 6th, 4th and 5th, tw 4th, wt 3d and 4th, etc 2d and 3d, tw 2d, ht 1st and 2d, pin in 39, close; etc 2d and 3d, tw 3d, etc 4th and 5th, 5th and 6th. Pin in 40, between 7th and 8th, etc 7th and 8th, 8th and 9th, 9th and 10th, 10th and 11th, 11th and 12th, pin in 41, close. Ctc 10th and 11th, 9th and 10th, pin in 42, close. Pin in 43, between 11th and 12th. Make short brides with 7th and 8th, 9th and 10th, 11th and 12th, 13th and 14th. Ht 16th and 17th, 17th and 18th, 18th and 19th, 19th and 20th, 20th and 21, 21st and 22d, pin in 44, close. Ht to left, until 17th is used, pin in 45, close. Ht to right, until 22d is used, pin in 46, close. Ht 20th and 21st, 19th and 20th, pin in 47 close. Make short brides with 17th and 18th, 19th and 20th, 21st and 22d pairs. Ctc

14th and 15th, pin in 48, close. Ctc 15th and 16th, pin in 49. Ctc 13th and 14th, 14th and 15th, 15th and 16th, tw 16th, repeat "a" to "a," pinning in 50, 51, 52. Ctc 15th and 16th, pin in 53, close. Ctc to left, until 11th is used, pin in 54, close. Ctc to right, until 16th is used, tw 16th, ht 16th and 17th, 17th and 18th, pin in 55, close. Ht 18th and 19th, 19th and 20th, pin in 56, close. Ht to left, until 15th is used, pin in 57, close; ctc to left, until 11th is used. Ctc 6th and 7th, 7th and 8th, pin in 58, close. Ctc 6th and 7th, 5th and 6th, 4th and 5th, tw 4th, and make upper edge as before, pinning in 59. Make a short bride with 7th and 8th. Ht 7th and 8th, 9th and 10th, using the pairs as single bobbins, pin in 60, close. Make short brides with 7th and 8th, 9th and 10th. Ctc 6th and 7th, 7th and 8th, pin in 61, close. Make selvage as directed. Ctc 10th and 11th, 9th and 10th, pin in 62, close. Ctc to right, until 13th is used, tw 13th, ht to right, until 22d is used, pin in 63, close. Ht to left until, 13th is used, pin in 64, close. Ctc to left, until 7th is used, pin in 65, close. Ctc to right, until 12th is used, tw 12th, ht to right, until 22d is used, pin in 1. This brings the work back to the starting point.

### PATTERN NO. 30.



Pattern No. 30.—Honiton Lace.

#### *Honiton Lace.*

This pattern requires 48 pairs, or 96 bobbins, and Barbour's Irish flax thread No. 150. To prepare the bobbins for this lace, fill 48 bobbins to their full capacity; that is, over-fill them. Then fill the other 48 bobbins by winding off one-half from the first ones. Make a loop, as usual, on each of the connected bobbins, and leave the thread about 12 inches in length between. Wind two bobbins in this manner with "gimp," which is a slinky, coarse thread, or cord, made for this purpose. It is used to outline figures, leaves, flowers, etc. Hang the connected pairs, as they are needed, at the pinning points, where they are first used. Hang 5 pairs of connected bobbins on a pin placed at 1, and 5 pairs on one placed at 2. Ctc 8th and 9th, 7th and 8th, 6th and 7th, 5th and 6th, tw 5th. Ctc 3d and 4th, 2d and 3d, 1st and 2d, pin in 2, close. Ctc 2d and 3d, 3d and 4th, tw 4th, wt 4th and 5th, ctc 5th and 6th, 6th and 7th, 7th and 8th, pin in 3, close. Ctc 6th and 7th, 5th and 6th, tw 5th, ctc 3d and 4th, 2d and 3d, 1st and 2d, pin in 4, close. Ctc 2d and 3d, 3d and 4th, tw 4th, wt 4th and 5th, ctc 5th and 6th, 6th and 7th, 7th and 8th. Ctc 3d and 4th, 2d and 3d, 1st and 2d, pin in 5, close. Ctc 2d and 3d, 3rd and 4th, tw 4th. Make brides of 9th and 10th, 11th and 12th. Ht 9th and 10th, 11th and 12th, using the pairs

as single bobbins, pin in 6, close, and make brides with 9th and 10th, 11th and 12th. Ctc 8th and 9th, 9th and 10th, pin in 7, close. Ctc 8th and 9th, 7th and 8th, 6th and 7th, 5th and 6th, tw 5th, wt 4th and 5th, ctc 3d and 4th, 2d and 3d, 1st and 2d, pin in 8, close. Ctc 2d and 3d, 3d and 4th, tw 4th. Ctc 5th and 6th, 6th and 7th, 7th and 8th, pin in 9, close. Ctc 6th

and 7th, 5th and 6th, tw 5th, wt 4th and 5th, etc 3d and 4th, 2d and 3d, 1st and 2d, pin in 10, close. Ctc 2d and 3d, 3d and 4th, tw 4th. With 9th and 10th make a bride. Tw 16th, etc 15th and 16th, 14th and 15th, 13th and 14th, pin in 11, close. Ctc 14th and 15th, 15th and 16th, pin in 12, tw 16th. Ctc 19th and 20th, pin 13, close. Ctc 18th and 19th, 17th and 18th, pin in 14. Tw 17th, wt 16th and 17th, etc 17th and 18th, 18th and 19th, 19th and 20th, pin in 15. Ctc 15th and 16th, 14th and 15th, 13th and 14th, pin in 16. Ctc 12th and 13th, 13th and 14th, 14th and 15th, etc 11th and 12th, 12th and 13th, 13th and 14th, 14th and 15th, ht 15th and 16th, twice, etc 16th and 17th, 17th and 18th, 18th and 19th, 19th and 20th, pin in 17. Ctc 15th and 16th, 16th and 17th, 17th and 18th, 18th and 19th. With 19th and 20th, make a bride. Ctc 17th and 18th, 16th and 17th, 15th and 16th, pin in 18, tw 15th. Ctc 11th and 12th, 12th and 13th, 13th and 14th, pin in 19, tw 14th, wt 14th and 15th, etc 15th and 16th, 16th and 17th, 17th and 18th, pin in 20, close. Ctc 16th and 17th, 15th and 16th, pin in 21, tw 15th. Ctc 13th and 14th, 12th and 13th, 11th and 12th, 10th and 11th, 9th and 10th, pin in 22, close. Ctc 10th and 11th, 11th and 12th, 12th and 13th, 13th and 14th, pin in 23, tw 14th, wt 14th and 15th, etc 13th and 14th, 12th and 13th, 11th and 12th, 10th and 11th, 9th and 10th, pin in 24, close. Ctc to right, until 14th is used, pin in 25, tw 14th. Ctc 15th and 16th, 16th and 17th, 17th and 18th, pin in 26, close. Ctc 16th and 17th, 15th and 16th, pin in 27, tw 15th, wt 14th and 15th, etc 13th and 14th, 12th and 13th, 11th and 12th, 10th and 11th, 9th and 10th, pin in 28, tw 9th. Ctc 5th and 6th, 6th and 7th, 7th and 8th, pin in 29, tw 8th, wt 8th and 9th, etc 7th and 8th, 6th and 7th, 5th and 6th, tw 5th, wt 4th and 5th, etc 3d and 4th, 2d and 3d, 1st and 2d, pin in 30, close. Ctc 2d and 3d, 3d and 4th, tw 4th, etc 5th and 6th, 6th and 7th, 7th and 8th, pin in 31, tw 8th. Ctc 9th and 10th, 10th and 11th, 11th and 12th, 12th and 13th, 13th and 14th, pin in 32, tw 14th. Ctc 15th and 16th, 16th and 17th, 17th and 18th, pin in 33, tw 18th three times. With 27th and 28th, 29th and 30th, make short brides, and etc, using pairs as single bobbins, afterwards making short brides. Make short bride with 25th and 26th. Ht 36th and 37th, pin in 34, etc 35th and 36th, 34th and 35th, tw 34th, wt 33d and 34th, pin in 35, close. Ctc 34th and 35th, 35th and 36th, tw 36th. Ctc 32d and 33d, 31st and 32d, pin in 36, close. Ctc 32d and 33d, tw 33d. Ht 36th and 37th, 37th and 38th, 38th and 39th, 39th and 40th, 40th and 41st, pin in 37, close. Ht 39th and 40th, 38th and 39th, 37th and 38th, 36th and 37th, pin in 38, close. Ctc 35th and 36th, 34th and 35th, tw 34th, wt 33d and 34th, pin in 39, close. Ctc 32d and 33d, 31st and 32d, 30th and 31st, 29th and 30th, pin in 40, close. Ctc 30th and 31st, 31st and 32d, 32d and 33d, tw 33d. With 29th and 30th make short bride. Ctc 34th and 35th, 35th and 36th, tw 36th, ht 36th and 37th, 37th and 38th, 38th and 39th, 39th and 40th, 40th and 41st, 41st and 42d, pin in 41, close. Ht 40th and 41st, 39th and 40th, 38th and 39th, 37th and 38th, 36th and 37th, pin in 42, close. Ctc 35th and 36th, 34th and 35th, tw 34th, wt 33d and 34th, pin in 43, close. Ctc 32d and 33d, 31st and 32d, pin in 44, close. Ctc 32d and 33d, tw 33d. Ctc 34th and 35th, 35th and 36th, tw 36th, ht 36th and 37th, 37th and 38th, 38th and 39th, 39th and 40th, 40th and 41st, 41st and 42d, 42d and 43d, pin in 45, close. Ht 41st and 42d, 40th and 41st, 39th and 40th, 38th and 39th, 37th and 38th, 36th and 37th, pin in 46, close. Ctc 35th and 36th, 34th and 35th, tw 34th, wt 33d and 34th, pin in 47, close. Ctc 32d and 33d, 31st and 32d, pin in 48, close. Ctc 32d and 33d, tw 33d. Ctc 34th and 35th, 35th and 36th, tw 36th, ht 36th and 37th, 37th and 38th, 38th and 39th, 39th and 40th, 40th and 41st, 41st and 42d, 42d and 43d, 43d and 44th, pin in 49, close. Pin in 50, between 42d and 43d, close. Pin in 51, between 41st and 42d, close. Ht 40th and 41st, 39th and 40th, 38th and 39th, 37th and 38th, 36th and 37th, pin in 52, close. Ctc 35th and 36th, 34th and 35th, tw

34th, wt 33d and 34th, pin in 53, close. Ctc 32d and 33d, 31st and 32d. Ctc 34th and 35th, 35th and 36th, tw 36th. "A." Place a pin in 54, between 25th and 26th pairs, close. Ctc 26th and 27th, 27th and 28th, pin in 55, close. Ctc 26th and 27th, 25th and 26th, pin in 56, close. Ctc to right, until 30th is used, pin in 57, close. Ctc to left, until 25th is used, pin in 58, close. Ctc to right, until 30th is used, pin in 59, close. Ctc to left, until 25th is used, pin in 60, close. Ctc to right, until 30th is used, pin in 61, close. Ctc 28th and 29th, 27th and 28th, pin 62, close. Ctc 28th and 29th, 29th and 30th, pin in 63, close. Make short brides with 25th and 26th, 27th and 28th, 29th and 30th. "A." Place a pin in 64, between 23d and 24th. On this pin hang the connected bobbins which have been wound with the gimp, and carry them, in opposite directions on the contours of the figures, by crossing the gimp, with the shuttle pair of threads, at either side. Ctc 22d and 23d, 21st and 22d, pin in 65, cross the cord, close. Ctc 22d and 23d, 23d and 24th, pin in 66, cross the cord, close. Ctc to left, until 19th is used, pin in 67, cross the cord, close. Ctc to right, until 26th is used, pin in 68, cross the cord, close. Ctc to left, until 19th is used, pin in 69, cross the cord, close. Ctc to right, until 22d is used, pin in 70, close. Ctc to left, until 18th is used, pin in 71, close. Ctc 19th and 20th, 20th and 21st, 21st and 22d, pin in 72, close. Ctc to left, until 18th is used, pin in 73, close. Ctc to right, until 22d is used, pin in 74, close. Ctc to left, until 19th is used, pin in 75, close. Ctc to right, until 22d is used. Ctc 25th and 26th, 24th and 25th, 23d and 24th, pin in 76, close. Ctc to right, until 26th is used, pin in 77, close. Ctc to left, until 23d is used, pin in 78, close. Ctc to right, until 26th is used, pin 79, close. Ctc to left, until 23d is used, pin in 80, close. Ctc to right, until 26th is used, pin in 81, close. Ctc to left, until 22d is used, pin in 82. Ctc 21st and 22d, 20th and 21st, 19th and 20th, pin in 83, close. Ctc to right, until 26th is used, pin in 84, close. Ctc to left until 19th is used, pin in 85, close. Ctc to right, until 24th is used, pin in 86, close. Ctc 22d and 23d, 21st and 22d, pin in 87, close. Make a short bride with 19th, 20th, 21st and 22d, using pairs as single bobbins. Make short brides with 23d and 24th, 25th and 26th. Ctc 17th and 18th, 16th and 17th, 15th and 16th, pin in 88, tw 15th, wt 14th and 15th. Ctc 13th and 14th, 12th and 13th, 11th and 12th, 10th and 11th, 9th and 10th, pin in 89, tw 9th, wt 8th and 9th. Ctc 9th and 10th, 10th and 11th, 11th and 12th, 12th and 13th, 13th and 14th, pin in 90, tw 14th. Ctc 15th and 16th, 16th and 17th, tw 18th three times, etc 17th and 18th, pin in 91, close. Ctc 16th and 17th, 15th and 16th, pin in 92, tw 15th, wt 14th and 15th. Ctc 15th and 16th, 16th and 17th, 17th and 18th, pin in 93, close. Ctc 16th and 17th, 15th and 16th, pin in 94, tw 15th. Ctc 13th and 14th, 12th and 13th, 11th and 12th, 10th and 11th, 9th and 10th, pin in 95, tw 9th. Ctc 7th and 8th, 6th and 7th, 5th and 6th, tw 5th, wt 4th and 5th. Ctc 3d and 4th, 2d and 3d, 1st and 2d, pin in 96, close. Ctc 2d and 3d, 3d and 4th, tw 4th, etc 5th and 6th, 6th and 7th, 7th and 8th, pin in 97, tw 8th, wt 8th and 9th. Ctc 7th and 8th, 6th and 7th, 5th and 6th, tw 5th, wt 4th and 5th. Ctc 3d and 4th, 2d and 3d, 1st and 2d, pin in 98, close. Ctc 2d and 3d, 3d and 4th, tw 4th. Ctc 5th and 6th, 6th and 7th, 7th and 8th, pin in 99, close. The mode of making the upper border of this lace, known in lace-making as the "cucumber braid," has been sufficiently described, and will not be repeated, excepting as is necessary to give its connections. Continue upper border, pinning in 100, 101, 102. With 9th and 10th make a bride of sufficient length, etc 8th and 9th, 9th and 10th, pin in 103, close. With 9th and 10th, make a bride. Ctc 9th and 10th, 10th and 11th, 11th and 12th, 12th and 13th, 13th and 14th, pin in 104, tw 14, wt 14th and 15th. Ctc 15th and 16th, 16th and 17th, 17th and 18th, pin in 105, close. Ctc 16th and 17th, 15th and 16th, pin in 106, tw 15th. Ctc 13th and 14th, 12th and 13th, 11th and 12th, pin

in 107, close. Ctc 12th and 13th, 13th and 14th, pin in 108, tw 14th, wt 14th and 15th. Ctc 13th and 14th, 12th and 13th, 11th and 12th, pin in 109, close. Ctc 12th and 13th, 13th and 14th, pin in 110, tw 14th. Ctc 15th and 16th, 16th and 17th, 17th and 18th, pin in 111, close. Ctc 16th and 17th, 15th and 16th, pin in 112, tw 15th, wt 14th and 15th. Ctc 13th and 14th, 12th and 13th, 11th and 12th, pin in 113, close. Ctc 12th and 13th, 13th and 14th, pin in 114, tw 14th. Ctc 15th and 16th, 16th and 17th, 17th and 18th, 18th and 19th, 19th and 20th, 20th and 21st, 21st and 22d, pin in 115, close. Ctc to left, until 15th is used, pin in 116, tw 15th, wt 14th and 15th. Ctc 13th and 14th, pin in 117. Make a bride with 11th and 12th. Ctc with 9th and 10th, 11th and 12th, using the pairs as single bobbins, pin in 118, close. Make brides with 9th and 10th, 11th and 12th. Continue upper border, pinning in 119, 120, 121. Ctc 8th and 9th, 9th and 10th, pin in 122, close and continue border. Make a bride with 9th and 10th. Ctc 30th and 31st, 29th and 30th, pin in 128, close. Ctc 30th and 31st, 31st and 32d, 32d and 33d, tw 33d, wt 33d and 34th, pin in 129, close. Ctc 32d and 33d, 31st and 32d, pin in 130, close. Ctc 32d and 33d, tw 33d. Make a bride with 29th and 30th. Ctc 34th and 35th, 35th and 36th, tw 36th. Pin in 131, between 41st and 42d, close. Ht to left, until 36th is used, pin in 132, close. Ctc 35th and 36th, 34th and 35th, tw 34th, wt 33d and 34th, pin in 133; etc 32d and 33d, 31st and 32d, pin in 134, close. Ctc 32d and 33d, tw 33d. Ctc 34th and 35th, 35th and 36th, tw 36th, ht 36th and 37th, 37th and 38th, 38th and 39th, 39th and 40th, 40th and 41st, pin in 135, close. Ht to left, until 36th is used, pin in 136, close. Ctc 35th and 36th, 34th and 35th, tw 34th, wt 33d and 34th, pin in 137, close. Ctc 32d and 33d, 31st and 32d, pin in 138, close. Ctc 32d and 33d, tw 33d, etc 34th and 35th, 35th and 36th, tw 36th, ht 36th and 37th, 37th and 38th, 38th and 39th, 39th and 40th. "A." With 45th and 46th, make a bride. Ht 47th and 48th, three times. Ctc 46th and 47th, 47th and 48th, 45th and 46th, 46th and 47th, 44th and 45th, 45th and 46th, pin in 139; etc 45th and 46th, 44th and 45th. Wt 43d and 44th, pin in 140, close. Wt 42d and 43d, pin in 141, close. Wt 41st and 42d, pin in 142, close. Tw three times the pairs, 42d, 43d, 44th, 45th, 46th, and make one-half a spider, pinning in 143, between 43d and 44th. Ctc 44th and 45th, 45th and 46th, tw 46th, three times. Ht 47th and 48th, three times. Ctc 46th and 47th, 47th and 48th, pin in 144; etc 47th and 48th, 46th and 47th, tw 46th, three times. Ctc 45th and 46th, 44th and 45th, pin in 143, removing and replacing pin already there. Ctc 44th and 45th, 45th and 46th, tw 46th, three times. Ht 47th and 48th, three times. Ctc 46th and 47th, 47th and 48th, pin in 145. Ctc 47th and 48th, 46th and 47th, tw 46th, three times. Ctc 45th and 46th, 44th and 45th, pin in 143. Ctc 44th and 45th, 45th and 46th, tw 46th, three times. Ht 47th and 48th, three times, etc 46th and 47th, 47th and 48th, pin in 146. Ctc 47th and 48th, 46th and 47th, tw 46th, three times. Ctc 45th and 46th, 44th and 45th, pin in 143. Complete spider, and twist three times the pairs used. Wt 41st and 42d, pin in 147, close. Wt 42d and 43d, pin in 148, close. Wt 43d and 44th, pin in 149, close. Ht 47th and 48th, three times. Ctc 46th and 47th, 47th and 48th, 45th and 46th, 46th and 47th, 44th and 45th, 45th and 46th, pin in 150. Ctc 45th and 46th, 44th and 45th. Ht 47th and 48th, three times, pin in 151, ht three times. Make a bride with 45th and 46th. Tw 44th, twice. "A." Ht 41st and 42d, pin in 152. Ht to left, until 36th is used, pin in 153, close. Ctc 35th and 36th, 34th and 35th, tw 34th, wt 33d and 34th, pin in 154, close. Ctc 32d and 33d, 31st and 32d. Make bride with 29th and 30th. Ctc 30th and 31st, 29th and 30th, pin in 155, close. Ctc 30th and 31st, 31st and 32d, 32d and 33d, tw 33d. Ctc 34th and 35th, 35th and 36th, tw 36th. Ht to right, until 43d is used, pin in 156, close. Ht to left, until the 36th is used, pin in 157, close. Ctc 35th and

36th, 34th and 35th, tw 34th, wt 33d and 34th, pin in 158, close. Ctc 32d and 33d, 31st and 32d, pin in 159, close; etc 32d and 33d, tw 33d. Ctc 34th and 35th, 35th and 36th, tw 36th, ht 36th and 37th, 37th and 38th, 38th and 39th, 39th and 40th, 40th and 41st, 41st and 42d, 42d and 43d, 43d and 44th, pin in 160, close. Pin in 161, between 42d and 43d, close; pin in 162, between 41st and 42d, close. Ht 40th and 41st, 39th and 40th, 38th and 39th, 37th and 38th, 36th and 37th, pin in 163, close. Ctc 35th and 36th, 34th and 35th, tw 34th, wt 33d and 34th, pin in 164, close. Ctc 32d and 33d, 31st and 32d, pin in 165, close; etc 32d and 33d, tw 33d. Ctc 34th and 35th, 35th and 36th, tw 36th; ht to right, until 40th is used, pin in 166, close; ht to left, until 36th is used, pin in 167, close. Ctc 35th and 36th, 34th and 35th, tw 34th, wt 33d and 34th, pin in 168, close; etc 32d and 33d, 31st and 32d. Ctc 34th and 35th, 35th and 36th, tw 36th, ht to right, until 40th is used. Make scallop as directed in paragraph from "A" to "A," pinning as indicated. Ht 40th and 41st pin in 182, close. Ht to left, until 36th is used, pin in 183, close. Ctc 35th and 36th, 34th and 35th, tw 34th. Cross the two cords, carrying, them in opposite directions around the rose. Cross the cord with 23d pair, pin in 184. Cross cord with 24th pair, pin in 185. Cross cord with 21st and 22d pairs, pin in 186, close. Ctc 22d and 23d, 21st and 22d, 22d and 23d, 23d and 24th, 24th and 25th, 25th and 26th, pin in 187, and cross the cord, close. Ctc to left, until 19th is used, pin in 188, close. Ctc to right, until 25th is used, pin in 189, close, tw 26th. Ctc to left, until 19th is used, cross cord with 19th, tw 19th, place a pin in 190, outside of cord, cross cord with 19th. Cross cord with 15th and 16th, 17th and 18th, pin in 191, between 17th and 18th. Pin in 192, between 15th and 16th, etc 17th and 18th, 16th and 17th, 15th and 16th, 14th and 15th, 13th and 14th, pin in 193, cross cord. Ctc to right, until 18th is used, pin in 194, cross cord. This is done by drawing with a crochet-needle a loop, under the cord, with the right thread of 18th pair, and passing the left bobbin of same pair through the loop, drawing tight. This is called, "making a sewing." Ctc to left, until 13th is used, pin in 195, close. Ctc to right, until 19th is used, cross cord by making a sewing at 190. Ctc to right, until 25th is used, pin in 196, cross cord, bring cord to 196. Ctc to left, until 13th is used, pin in 197, close. Ctc to right, until 24th is used, pin in 198, close. Ctc to left, until 14th is used, pin in 199, close. Ctc to right, until 23d is used, pin in 200, close. Ctc to left, until 14th is used. Cross cord with 13th, pin in 201. Cross cord with 11th and 12th, pin in 202. Ctc 13th and 14th, 12th and 13th, 11th and 12th, pin in 203, close. Ctc to right, until 22d is used, pin in 204, close. Ctc to left, until 9th is used, pin in 205, close. Ctc to right, until 21st is used, pin in 206, close. Ctc to left until 9th is used, pin in 207, close. Ctc to right, until 20th is used, pin in 208, close. Ctc to left, until 11th is used, pin in 209, close. Ctc to right, until 20th is used, pin in 210, close. Ctc to left, until 11th is used, pin in 211, close. Ctc to right, until 19th is used. Bring 27th and 28th across the cord, pin in 212, close. Ht 26th and 27th, pin in 213, close. Ht 27th and 28th, 28th and 29th, 29th and 30th, pin in 214, close. Ht to left, until 26th is used, make a sewing at 196; ht to right, until 30th is used, pin in 215, close. Ht to left, until 25th is used, make a sewing at 198. Ht to right, until 30th is used, pin in 216, close. Ctc to left, until 24th is used, pin in 217, close. Ht to right, until 28th is used, pin in 218, close. Ht to left, until 25th is used, pin in 219, close. Ht to right, until 28th is used, pin in 220, close. Ctc 30th and 31st, 29th and 30th, pin in 221, close. Ctc 30th and 31st, 31st and 32d, 32d and 33d, tw 33d, wt 33d and 34th, pin in 222, close. Ctc 32d and 33d, 31st and 32d, pin in 223, close. Ctc 32d and 33d, tw 33d. Ctc 34th and 35th, 35th and 36th, tw 36th, ht 36th and 37th, 37th and 38th, 38th and 39th, 39th and 40th, 40th and 41st, 41st and 42d, pin




in 224, close. Continue the edge, as instructed, pinning as indicated. Twist the pairs, 20th, 21st, 22d, 23d, 24th, 25th, and make a spider, pinning centre in 235. Twist the pairs used. Ht 25th and 26th, pin in 236, close. Ht 26th and 27th, 27th and 28th, 28th and 29th, 29th and 30th, pin in 237, close. Ht to left, until 24th is used, pin in 238, close. Ht to right, until 30th is used, pin in 239, close. Ht to left, until 23d is used, pin in 240, close. Ht to right, until 30th is used, pin in 241, close. Ht to left, until 23d is used, pin in 242, close. Ht to right, until 28th is used, pin in 243, close. Ht to left, until 24th is used, pin in 244, close. Ht to right, until 28th is used, pin in 245, close. Ht to left, until 26th is used, pin in 246, close. Ht 27th and 28th, pin in 247, close. Ht 26th and 27th, pin in 248, close. Ht 27th and 28th, pin in 249, close. Tw 26th. Ctc 19th and 20th, pin in 250, close. Ctc to left, until 9th is used, pin in 251, close. Ctc to right, until 21st is used, pin in 252, close. Ctc to left, until 9th is used, pin in 253, close. Ctc to right, until 22d is used, pin in 254, close. Ctc to left, until 9th is used, pin in 255, close. Ctc to right, until 22d is used, pin in 256. Ctc 11th and 12th, pin in 257, close. Ctc to right, until 20th is used, tw 20th, ht 20th and 21st, 21st and 22d, 22d and 23d, 23d and 24th, pin in 244, removing and replacing pin already there, close. Ht to left, until 20th is used, pin in 258, close. Place a pin in 259, between 13th and 14th, close. Ctc to right, until 19th is used, tw 19th, ht to right, until 26th is used, pin in 260, close. Ht to left, until 18th is used, pin in 261. Place a pin in 262, between 13th and 14th, close. Ctc 13th and 14th, pin in 263, close. Ht to right, until 26th is used, pin in 264. Place a pin in 265, between 13th and 14th, close. Ht to right, until 24th is used, pin in 266, close. Ht to left, until 13th is used, pin in 267, close. Ht to right, until 22d is used, pin in 268, close. Pin in 269, between 13th and 14th, close. Pin in 270, between 15th and 16th, close. Pin in 271, between 17th and 18th. Ht 19th and 20th, pin in 272. The cord, it must be remembered, is carried entirely around the outline of the rose, as instructed in the beginning, and is then carried on the next figure, as before. Bring forward the upper border and scallop edge, as before. The second section of the pattern inverts the figures, which are worked by the same instructions and numbering, though not with the same threads. For example: The spiders are now worked with 9th, 10th, 11th, 12th, 13th and 14th pairs, and the braid-figure, which connects the roses with the 19th to 26th inclusive.

### PATTERN NO. 31.

#### *A Cluny Lace.*

Use 42 pairs of bobbins and No. 80, Barbour's linen. Pin on threads in seven clusters of six pairs each. a(Ctc 12th and 13th pairs, 11th and 12th, 10th and 11th. Ctc 13th and 14th pairs, 12th and 13th, 11th and 12th. Ctc 14th and 15th pairs, 13th and 14th, 12th and 13th, pin in 1.)a Repeat from "a to a." Twist pairs 10th to 15th, twice. Ctc 9th and 10th, pin in 2, without closing. Ctc 8th and 9th, close, with wt 9th and 10th. Ctc 10th and 11th, pin in 3; etc 9th and 10th, close, with wt 10th and 11th. Ctc 11th and 12th, pin in 4; etc 10th and 11th, close, with wt 11th and 12th. Ctc 15th and 16th, pin in 5; etc 16th and 17th, close, with wt 15th and 16th. Ctc 14th and 15th, pin in 6; etc 15th and 16th, close, with wt 14th and 15th. Ctc 13th and 14th, pin in 7; etc 14th and 15th, close, with wt 13th and 14th. Ctc 11th, 12th, 13th, 14th, using each pair as a single bobbin, pin in 8, close in same manner. Wt 11th and 12th, 13th and 14th. Twist once the pairs, 8th, 9th and 10th, 15th, 16th and 17th. Wt 7th and 8th. Ctc 6th and 7th, 5th and 6th, twist 5th, etc 4th and 5th, 3d and 4th, tw 3d, wt 2d and 3d, pin in 9; wt 1st and 2d,



Pattern No. 31.—A Cluny Lace.


2d and 3d. Ctc 3d and 4th, 4th and 5th, tw 5th. Ctc 5th and 6th, 6th and 7th, tw 7th, wt 7th and 8th, pin in 10, close with wt. Ctc 6th and 7th, 5th and 6th, tw 5th, etc 3d and 4th, pin in 11, close wt. (Wt 2d and 3d, pin in 12; wt 1st and 2d, 2d and 3d.) The phrase in parenthesis describes the edge. Wt 4th and 5th, pin in 13, close. Ctc 3d and 4th, pin in 14, close, etc. Ctc 5th and 6th, 6th and 7th, tw 7th, wt 7th and 8th, 8th and 9th, close. Wt 7th and 8th, 6th and 7th, 5th and 6th, tw 5th; etc 4th and 5th, 3d and 4th, tw 3d, and make the edge, pinning in 16. Ctc 3d and 4th, 4th and 5th, tw 5th, etc 5th and 6th, 6th and 7th, tw 7th, wt 7th and 8th, ht 9th and 10th, pin in 17, close. Wt 8th and 9th, pin in 18, close; wt 7th and 8th. Ctc 6th and 7th, 5th and 6th, tw 5th. Ctc 3d and 4th, pin in 19, close. Make edge, pinning in 20. Wt 4th and 5th, pin in 21, close. Ctc 3d and 4th, pin in 22, close. Ctc 5th and 6th, 6th and 7th, tw 7th, wt 7th and 8th, pin in 23, close. X (Ctc 29th and 30th, 28th and 29th, 27th and 28th. Ctc 30th and 31st, 29th and 30th, 28th and 29th. Ctc 31st and 32d, 30th and 31st, 29th and 30th.) X Pin in 0. Repeat from X to X. Ctc 26th and 27th, pin in 24; etc 25th and 26th, close with wt, 26th and 27th. Ctc 27th and 28th, pin in 25; etc 26th and 27th, close with wt 27th and 28th. Ctc 28th and 29th, pin in 26; etc 27th and 28th, close with wt 28th and 29th. Ctc 32d and 33d, pin in 27; etc 33d and 34th, close with wt 32d and 33d. Ctc 31st and 32d, pin in 28; etc 32d and 33d, close with wt 31st and 32d. Ctc 30th and 31st, pin in 29; etc 31st and 32d, close with wt 30th and 31st. Ctc 28th, 29th, 30th, 31st pairs, using each pair as a single bobbin, pin in 30, close in same manner. Wt 28th, 29th, 30th and 31st. A (Twist pairs 25th, 26th, 27th and 32d, 33d, 34th. Ht 34th and 35th, pin in 31, close. Ht 35th and 36th, 36th and 37th, 37th and 38th, 38th and 39th, 39th and 40th, pin in 32, close. Ht 38th and 39th, 37th and 38th, 36th and 37th, 35th and 36th, 34th and 35th, pin in 33, close. Ht 34th and 35th, 35th and 36th, 36th and 37th, 37th and 38th, pin in 34, close. Ht 37th and 38th, 36th and 37th, 35th and 36th, 34th and 35th, 33d and 34th, pin in 35, close. Ht 32d and 33d, pin in 36, close. Ht 34th and 35th, 35th and 36th, 36th and 37th, pin in 37, close. Ht 35th and 36th, 34th and 35th, pin in 38, close. Ht 35th and 36th, pin in 39, close. Ht 34th and 35th, 33d and 34th, pin in 40, close. Ht 34th and 35th.) A Scallop. Wt 41st and 42d, pin in 41, close with wt. Ctc 40th and 41st, 39th and 40th, 38th and 39th, pin in 42. Ctc 38th and 39th, 39th and 40th, 40th and 41st, twist 41st, twice; wt 41st and 42d, pin in 43, close, wt. Ctc 40th and 41st, 39th and 40th, pin in 44. Ctc 39th and 40th, 40th and 41st, tw 41st, twice, wt 41st and 42d, pin in 45, close with wt. Ctc 40th and 41st, 39th and 40th, twist the pairs, 36th, 37th, 38th, 39th, twice. Ctc 37th and 38th, 36th and 37th, 38th and 39th, 37th and 38th, pin in 46. Ctc 37th and 38th, 36th and 37th, 38th and 39th, 37th and 38th, twist the pairs, 36th, 37th, 38th, 39th, twice. Ctc 39th and 40th, 40th and 41st, twist 41st, twice, wt 41st and 42d, pin in 47, close, wt; twist 41st, once. Ctc 40th and 41st, 39th and 40th, pin in 48; etc 39th and 40th, 40th and 41st, wt 41st and 42d, pin

in 49, close with wt. Ctc 40th and 41st, 39th and 40th, 38th and 39th, pin in 50. Ctc 38th and 39th, 39th and 40th, 40th and 41st, twist 41st, twice, wt 41st and 42d. B(Ht 35th and 36th, pin in 51. Ht 35th and 36th, 34th and 35th, pin in 52. Ht 34th and 35th, 35th and 36th, 36th and 37th, pin in 53. Ht 36t h and 37th, 35th and 36th, 34th and 35th, pin in 54. Ht 34th and 35th, 35th and 36th, 36th and 37th, 37th and 38th, 38th and 39th, 39th and 40th, pin in 55. Ht 39th and 40th, 38th and 39th, 37th and 38th, 36th and 37th, 35th and 36th, pin in 56. Ht 35th and 36th, 36th and 37th, 37th and 38th, 38th and 39th, 39th and 40th, 40th and 41st, pin in 57. Ht 40th and 41st, 39th and 40th, 38th and 39th, 37th and 38th, 36th and 37th, 35th and 36th.) B Ctc 18th and 19th, pin in 58. Ctc 18th and 19th, 19th and 20th, 20th and 21st, 21st and 22d, 22d and 23d, 23d and 24th, pin in 59. Ctc to left, using 17th, pin in 60. Ctc to right, using 25th, pin in 61. Ctc to left, using 16th, pin in 62. Ctc to right, using 26th, pin in 63. Ctc to left, using 16th, pin in 64. Ctc to right, using 26th, pin in 65. Ctc to left, using 15th, pin in 66. Ctc to right, using 22d, pin in 67. Ctc to left, using 13th, pin in 68. Ctc to right, using 21st, pin in 69. Ctc to left, using 11th, pin in 70. Ctc to right, using 19th, pin in 71. Ctc to left, using 10th, pin in 72. Ctc to right, using 18th, pin in 73. Ctc to left, using 9th, pin in 74. Ctc to right, using 17th, pin in 75. Ctc to left, using 8th, pin in 76. Ctc to right, using 17th, pin in 77. Ctc to left, using 8th, pin in 78, close with etc. Now, beginning with 22d pair, work the opposite side of figure, taking up and leaving off threads to correspond, pinning in 79, 80, 81, 82, 83, 84, 85, 86, 87, 88, 89, and close with etc. Wt 20th and 21st, 22d and 23d. Ctc with 20th, 21st, 22d and 23d, using each pair as a single bobbin, pin in 90, and close in same manner. Wt 20th and 21st, 22d and 23d, etc 19th and 20th, pin in 91. Ctc 20th and 21st, wt 19th and 20th. Make a picot, putting pin under thread of last bobbin of 19th pair, from left to right, back, over from right to left, forming a loop, put pin in 92. Ctc 18th and 19th, pin in 93. Ctc 19th and 20th, wt 18th and 19th, picot, pin in 94, wt 18th and 19th. Ctc 17th and 18th, pin in 95. Ctc 18th and 19th, wt 17th and 18th, picot, pin in 96, wt 17th and 18th. Ctc 23d and 24th, pin in 97. Ctc 22d and 23d, wt 23d and 24th, picot, pin in 98, wt 23d and 24th. Ctc 24th and 25th, pin in 99. Ctc 23d and 24th, wt 24th and 25th, picot, pin in 100. Wt 24th and 25th, etc 25th and 26th, pin in 101. Ctc 24th and 25th, wt 25th and 26th, picot, pin in 102, wt 25th and 26th. Tw pairs 19th to 24th, twice. \*(Ctc 21st and 22d, 20th and 21st, 19th and 20th. Ctc 22d and 23d, 21st and 22d, 20th and 21st. Ctc 23d and 24th, 22d and 23d, 21st and 22d.)\* Pin in 103, and repeat from \* to \*. Tw the pairs 19th to 24th, twice. Ctc 18th and 19th, pin in 104. Ctc 17th and 18th, wt 18th and 19th, picot, pin in 105, wt 18th and 19th. Proceed in this manner, using pairs from 18th to 26th, pinning in 106, 108, 109, 111 and 113, and making picots in 107, 110, 112. Ctc with 20th to 23d, using pairs as single bobbins, pin in 114, close in same manner. Wt 20th and 21st, 22d and 23d. Tw twice, the pairs, 17th to 26th inclusive. Beginning with 9th, etc to right, using 16th pair, pin in 115. Ctc to left, using 8th pair, pin in 116. Ctc to right, using 17th pair, pin in 117. Ctc to left, using 9th pair, pin in 118. Ctc to right, using 17th pair, pin in 119. Ctc to left, using 10th pair, pin in 120. Ctc to right, using 18th pair, pin in 121. Ctc to left, using 11th pair, pin in 122. Ctc to right, using 19th pair, pin in 123. Ctc to left, using 13th pair, pin in 124. Ctc to right, using 20th pair, pin in 125. Ctc to left, using 15th pair, pin in 126. Ctc to right, using 21st. Beginning with 33d pair, work the opposite side of the figure, taking up and leaving off threads as described, pinning in 127, 128, 129, 130, 131, 132, 133, 134, 135, 136, 137, 138. After closing pin at 138, etc from right to left, using 22d pair. Ctc 21st and 22d, pin in 139. close. Ctc 22d and 23d, 23d and 24th, 24th and 25th,

25th and 26th, 26th and 27th, pin in 140. Ctc to left, using 15th pair, pin in 141. Ctc to right, using 27th pair, pin in 142. Ctc to left, using 16th pair, pin in 143. Ctc to right, using 26th pair, pin in 144. Ctc to left, using 17th pair, pin in 145. Ctc to right, using 25th pair, pin in 146. Ctc to left, using 18th pair, pin in 58. Twist once the pairs, 8th to 17th. Wt 7th and 8th, pin in 147, close, tw 7th, ctc 6th and 7th, 5th and 6th, tw 5th, twice, ctc 4th and 5th, 3d and 4th, tw 3d, and make edge, pinning in 148. Ctc 3d and 4th, 4th and 5th, tw 5th twice, ctc 5th and 6th, 6th and 7th, tw 7th, wt 7th and 8th, 8th and 9th, pin in 119, close. Wt 7th and 8th, tw 7th, ctc 6th and 7th, 5th and 6th, tw 5th, ctc 3d and 4th, pin in 150, close with wt. Make edge, pinning in 151. Wt 4th and 5th, pin in 152, close. Ctc 3d and 4th, pin in 153. Ht 9th and 10th, pin in 154, close. Ctc 5th and 6th, 6th and 7th, tw 7th, wt 7th and 8th, 8th and 9th, pin in 155, close. Wt 7th and 8th. Ctc 6th and 7th, 5th and 6th, tw 5th, ctc 4th and 5th, 3d and 4th, tw 3d and make edge, pinning in 156. Ctc 3d and 4th, 4th and 5th, tw 5th, ctc 5th and 6th, 6th and 7th, tw 7th, wt 7th and 8th, pin in 157, close. Ctc 6th and 7th, 5th and 6th, tw 5th, ctc 3d and 4th, pin in 158, close. Make edge, pinning in 159. Wt 4th and 5th, pin in 160, close. Ctc 3d and 4th, pin in 161, close. Ctc 5th and 6th, 6th and 7th, tw 7th, wt 7th and 8th. Wt 11th and 12th, 12th and 13th, ctc with 11th, 12th, 13th, 14th, using pairs as single bobbins, pin in 162, close in same manner. Wt 11th and 12th, 12th and 13th. O(Ctc 10th and 11th, pin in 163. Ctc 11th and 12th, wt 10th and 11th. Ctc 9th and 10th, pin in 164. Ctc 10th and 11th, wt 9th and 10th. Ctc 8th and 9th, pin in 165. Ctc 9th and 10th, wt 8th and 9th. Ctc 14th and 15th, pin in 166. Ctc 13th and 14th, wt 14th and 15th. Ctc 15th and 16th, pin in 167. Ctc 15th and 16th, wt 16th and 17th.)O Twist pairs 10th to 15th, twice. Repeat from "(A) to (A)", putting pins in 169, 170, 171, 172, 173, 174, 175, 176, 177, 178. Repeat scallop, pinning in 179, 180, 181, 182, 183, 184, 185, 186, 187, 188. Repeat from (B) to (B) pinning in 189, 190, 191, 192, 193, 194, 195. Wt 28th and 29th, 30th and 31st. Ctc with the pairs, 28th to 31st, using pairs as single bobbins, pin in 196, close in same way. Wt 28th and 29th, 30th and 31st. Repeat from (O) to (O), using from 25th to 34th pairs, and pinning in 196, 197, 198, 199, 200, 201, 202. Twist pairs, 27th, 28th, 29th, 30th, 31st, 32d, twice.

### PATTERN NO. 32:

*Braid Guipure.* This pattern requires 18 pairs, or 36 bobbins, and No. 120 Barbour's Irish flax thread. Pin ten pairs of connected bobbins at 1, and 8 pairs at 10. Wt 9th and 10th, ctc 8th and 9th, 7th and 8th, 6th and 7th, 5th and 6th, 4th and 5th, 3d and 4th, 2d and 3d, tw 2d, wt 1st and 2d, pin in 2, close. Ctc to right, until 9th is used, tw 9th, wt 9th and 10th, pin in 3, close. Ctc to left, until 2d is used, tw 2d, wt 1st and 2d, pin in 4, close. Ctc to right, until 9th is used, tw 9th, wt 9th and 10th, pin in 5, close. Ctc to left, until 2d is used, tw 2d, wt 1st and 2d, pin in 6, close. Ctc to right, until 9th is used, tw 9th, wt 9th and 10th, pin in 7, close. The manner of making this simple braid having been sufficiently shown, it will only be mentioned in its connections. Wt 11th and 12th, ctc 12th and 13th, 13th and 14th, 14th and 15th, 15th and 16th, 16th and 17th, tw 17th, wt 17th and 18th, pin in 11, close. Ctc 16th and 17th, 15th and 16th, 14th and 15th, 13th and 14th, 12th and 13th, tw 12th, wt 11th and 12th, and make a "sewing" at 10. To make a "sewing," draw one thread of the shuttle pair through the picot at 10, removing the pin for the purpose, and put the other bobbin of the shuttle pair through the loop thus made, and draw both threads



Pattern No. 32.—Braid Guipure.

times, make picot on right side, ht four times. To make a picot, pass right thread of a pair over the left of same pair, and with a pin draw it, looped, under the left and over the right and leaving the pin in the loop, stick it into the pattern at the designated points. Directions for working a picot is first given in Pattern No. 26. A great many lace makers, however, prefer this method, which is employed almost exclusively by the lace weavers of Germany, and which we are inclined to favor, as being the most practical of the several ways of making the picot. It is optional, however, with the weaver which method is employed, as the results obtained are the same in each. Ctc 16th and 17th, 17th and 18th, pin in 27, close. Ctc to left, until 12th is used, tw 12th, wt 11th and 12th, pin in 28, make a sewing at 11, wt 11th and 12th, ctc to right, until 17th is used, tw 17th, wt 17th and 18th, pin in 29, close. Ctc to left, until 12th is used, tw 12th, wt 11th and 12th, pin in 30, make a sewing at 12, wt 11th and 12th, ctc to right, until 17th is used, tw 17th, wt 17th and 18th, pin in 31, close. Ctc 12th and 13th, 13th and 14th, 14th and 15th, 15th and 16th, 16th and 17th, tw 17th, wt 17th and 18th, pin in 32, close. Ctc to left, until 12th is used, tw 12th, wt 11th and 12th, pin in 33, make a sewing at 13, wt 11th and 12th, ctc to right, until 17th is used, tw 17th, wt 17th and 18th, pin in 34, close. Ctc to left, until 12th is used, tw 12th, wt 11th and 12th, pin in 35, make a sewing at 14, wt 11th and 12th, 12th and 13th. Tw 14th and 15th, twice each, ctc 15th and 16th, 14th and 15th, pin in 36, ctc 14th and 15th, 15th and 16th, tw 16th, wt 16th and 17th, 17th and 18th, pin in 37, close, wt 16th and 17th, ctc 15th and 16th, 14th and 15th, pin in 36,

tight, replacing the pin. Wt 11th and 12th, ctc 12th and 13th, 13th and 14th, 14th and 15th, 15th and 16th, 16th and 17th, tw 17th, wt 17th and 18th, pin in 12, close. Ctc to left, until 12th is used, tw 12th, wt 11th and 12th, make a sewing at 10, wt 11th and 12th, and ctc to right until 17th is used, tw 17th, wt 17th and 18th, pin in 13, close. Ctc to left, until 12th is used, tw 12th, wt 11th and 12th, make a sewing at 10, wt 11th and 12th, ctc to right, until 17th is used, tw 17th, wt 17th and 18th, pin in 14, close. Continue to work in this way until a pin is placed in 21 and closed. Ctc to left, until 12th is used, tw 12th, wt 11th and 12th, pin in 22, make a sewing at 11, wt 11th and 12th, ctc to right, until 17th is used, tw 17th, wt 17th and 18th, pin in 23, close. Ctc to left, until 12th is used, tw 12th, wt 11th and 12th, pin in 24, make a sewing at 11, wt 11th and 12th, ctc to right, until 17th is used, tw 17th, wt 17th and 18th, pin in 25. Ctc 12th and 13th, 13th and 14th, 14th and 15th, 15th and 16th, tw 16th, wt 16th and 17th. With 17th and 18th, ht four times, make a picot on right side, ht four times, pin in 26, ht four

removing and replacing the pin already there. Ctc 14th and 15th, 15th and 16th, tw 16th, wt 16th and 17th, 17th and 18th, pin in 38, close, wt 16th and 17th. Tw 14th and 15th, twice each, ctc 13th and 14th, 14th and 15th, pin in 39. Ctc 14th and 15th, 13th and 14th, tw 13th, wt 12th and 13th, 11th and 12th, pin in 40, make a sewing at 14, wt 11th and 12th, 12th and 13th. Ctc 13th and 14th, 14th and 15th, pin in 39, removing and replacing pin already there. Ctc 14th and 15th, 13th and 14th, tw 13th, wt 12th and 13th, 11th and 12th, pin in 41, make a sewing at 15, wt 11th and 12th, 12th and 13th. Tw 14th and 15th, twice each. Ctc 15th and 16th, 14th and 15th, pin in 42, ctc 14th and 15th, 15th and 16th, tw 16th, wt 16th and 17th, 17th and 18th, pin in 43, close, wt 16th and 17th, ctc 15th and 16th, 14th and 15th, pin in 42, again, ctc 14th and 15th, 15th and 16th, tw 16th, wt 16th and 17th, 17th and 18th, pin in 44, close, wt 16th and 17th. Tw 14th and 15th, twice each, ctc 13th and 14th, 14th and 15th, pin in 45. Ctc 14th and 15th, 13th and 14th, tw 13th, wt 12th and 13th, 11th and 12th, pin in 46. Wt 11th and 12th, 12th and 13th, ctc 13th and 14th, 14th and 15th, pin in 45, ctc 14th and 15th, 13th and 14th, tw 13th, wt 12th and 13th, 11th and 12th, pin in 47, close, wt 12th and 13th. Tw 14th and 15th, twice each, ctc 15th and 16th 14th and 15th, pin in 48. Ctc 14th and 15th, 15th and 16th, tw 16th, wt 16th and 17th, 17th and 18th, pin in 49, close, wt 16th and 17th. Ctc 15th and 16th, 14th and 15th, pin in 48. Ctc 14th and 15th, 15th and 16th, tw 16th, wt 16th and 17th, 17th and 18th, pin in 50, close, wt 16th and 17th. Tw 14th and 15th, twice each. Ctc 13th and 14th, 14th and 15th, pin in 51. Ctc 14th and 15th, 13th and 14th, tw 13th, wt 12th and 13th, 11th and 12th, pin in 52, close, wt 12th and 13th. Ctc 13th and 14th, 14th and 15th, pin in 51. Ctc 14th and 15th, 13th and 14th, tw 13th, wt 12th and 13th, 11th and 12th, pin in 53, close, wt 12th and 13th. Tw 14th and 15th, twice each. Ctc 15th and 16th, 14th and 15th, pin in 54. Ctc 14th and 15th, 15th and 16th, tw 16th, wt 16th and 17th, 17th and 18th, pin in 55, close, wt 16th and 17th. Ctc 15th and 16th, 14th and 15th, pin in 54. Ctc 14th and 15th, 15th and 16th, tw 16th, wt 16th and 17th, 17th and 18th, pin in 56, close, wt 16th and 17th. Tw 14th and 15th, twice each. Ctc 13th and 14th, 14th and 15th, pin in 57. Ctc 14th and 15th, 13th and 14th, tw 13th, wt 12th and 13th, 11th and 12th, pin in 58, close, wt 12th and 13th. Ctc 13th and 14th, 14th and 15th, pin in 57. Ctc 14th and 15th, 13th and 14th, tw 13th, wt 12th and 13th, 11th and 12th, pin in 59, close, wt 12th and 13th. Tw 14th and 15th, twice each. Ctc 15th and 16th, 14th and 15th, pin in 60. Ctc 14th and 15th, 15th and 16th, tw 16th, wt 16th and 17th, 17th and 18th, pin in 61, close, wt 16th and 17th. Ctc 15th and 16th, 14th and 15th, pin in 60. Ctc 14th and 15th, 15th and 16th, tw 16th, wt 16th and 17th, 17th and 18th, pin in 62, close. Ctc 16th and 17th, 15th and 16th, 14th and 15th, 13th and 14th, 12th and 13th, tw 12th, wt 11th and 12th, pin in 63, close. Ctc to right, until 18th is used, make a sewing at 62, ctc to left, until 12th is used, tw 12th, wt 11th and 12th, pin in 64, close. Ctc to right, until 18th is used, make a sewing at 62, ctc to left, until 12th is used, tw 12th, wt 11th and 12th, pin in 65, close. Ctc to right, until 18th is used, make a sewing at 62, ctc to left, until 12th is used, tw 12th, wt 11th and 12th, pin in 66, close. Ctc to right, until 18th is used; make a sewing at 62, ctc to left, until 12th is used, tw 12th, wt 11th and 12th, pin in 67, close. Ctc to right, until 18th is used, make a sewing at 62, ctc to left, until 12th is used, tw 12th, wt 11th and 12th, pin in 68. With 11th and 12th, ht four times, make a picot on left side, (use the unnumbered dots for the picots), ht four times. Make a bride, in the same way, with 9th and 10th pairs. Ht with 9th, 10th, 11th and 12th pairs, using the pairs as single bobbins, pin in 69, close. Make brides, with picots as before, with 9th, 10th, 11th and 12th pairs. Wt 12th and 13th, 11th and 12th, pin in 68, removing and

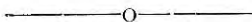
replacing pin already there. Ctc 8th and 9th, 9th and 10th, pin in 9, removing and replacing pin already there, close. Wt 11th and 12th, etc to right, until 18th is used, make a sewing at 62, etc to left, until 12th is used, tw 12th, wt 11th and 12th, pin in 70, close. Ctc to right, until 17th is used, tw 17th, wt 17th and 18th, make a sewing at 61, wt 17th and 18th, etc to left, until 12th is used, tw 12th, wt 11th and 12th, pin in 71, close. Ctc to right, until 17th is used, tw 17th, wt 17th and 18th, make a sewing at 56, wt 17th and 18th, etc to left, until 12th is used, tw 12th, wt 11th and 12th, pin in 72, close. Ctc to right, until 17th is used, wt 17th and 18th, make a sewing at 55, wt 17th and 18th, etc to left, until 12th is used, tw 12th, wt 11th and 12th, pin in 73, close. Continue to work thus, making sewings on the right, at 50, 49, 44, 43, 38 and 37, and pinning on the left, at 74, 75, 76, 77 and 78. Round the leaf, by making five sewings at 78, pinning at 79, 80, 81, 82, 83. Wt 11th and 12th, 12th and 13th, tw 14th and 15th, twice each, etc 13th and 14th, 14th and 15th, pin in 84, etc 14th and 15th, 13th and 14th, tw 13th, wt 12th and 13th, 11th and 12th, make a sewing at 77, wt 11th and 12th, 12th and 13th, tw 14th and 15th, twice. Continue, making spiders at 85, 88, 89, 92, 93, 96 and 99, making sewings at 76, 75, 74, 73, and pinning at 86, 87, 90, 91, 94, 95, 97, 98, 100 and 101. Wt 12th and 13th, etc 13th and 14th, 14th and 15th, make a sewing at 99, etc 14th and 15th, 13th and 14th, wt 12th and 13th, 11th and 12th, pin in 102. With 11th and 12th, ht four times, make a picot on the left side, ht four times, and make a sewing at 69, make a bride with picot, as before, and pin in 102, removing and replacing the pin already there. Wt 11th and 12th, 12th and 13th, etc 13th and 14th, 14th and 15th, make a sewing at 99, etc 14th and 15th, 13th and 14th, tw 13th, wt 12th and 13th, 11th and 12th, pin in 103, close. Wt 12th and 13th, etc to right, until 18th is used, pin in 101, close, etc to left, until 12th is used, tw 12th, wt 11th and 12th, pin in 104. Make upper braid, to 106. With 9th and 10th, make a bride with a picot on left, and make a sewing at 69, make bride with picot, pin in 106, wt 10th and 11th. Continue upper braid to 108. Wt 11th and 12th, etc to right, until 18th is used, make a sewing at 101, etc to left, until 12th is used, tw 12th, wt 11th and 12th, pin in 109, wt 10th and 11th, and continue upper braid to 111. Wt 11th and 12th, etc to right, until 18th is used, make a sewing at 101, etc to left, until 12th is used, tw 12th, wt 11th and 12th, pin in 112. Make upper braid to 116. Wt 10th and 11th, 11th and 12th, etc to right, until 18th is used, make a sewing at 100, etc to left, until 12th is used, tw 12th, wt 11th and 12th, pin in 117, close. Ctc to right, until 18th is used, make a sewing at 95, etc to left, until 12th is used, tw 12th, wt 11th and 12th, pin in 118. With 9th and 10th, make a bride, with a picot on the right, wt 10th and 11th, 9th and 10th, pin in 118. Wt 9th and 10th, 10th and 11th. With 9th and 10th make a bride, with picot, pin in 116. Continue work on the leaf, making sewings at 94, 91, 90, 87, 86, 83, 82 and 81, and pinning at 119, 120, 121, 122, 123, 124, 125 and 126. Make five sewings at 126, pinning at 127, 128, 129, 130 and 131. Make the reverse, or open braid, making spiders at 132, 133, 136, 137, 140, 142, 145 and 148, and pinning in 134, 135, 138, 139, 143, 144 and 149. With 9th and 10th, make bride with picot, wt 10th and 11th, 9th and 10th, pin in 147, wt 9th and 10th, 10th and 11th. Make bride with picot, with 9th and 10th, pin in 116. Make a spider at 151, pinning in 152 and 153. Continue upper braid. Wt 11th and 12th, etc to right, until 18th is used, pin in 157, close, etc to left, until 12th is used, tw 12th, wt 11th and 12th, pin in 158, wt 10th and 11th, 11th and 12th. Continue work on leaf, making three sewings at 157, and pinning in 159, 160 and 161. Work close-braid side of leaf, making sewings at 150, 149, 144, 143, 139, 138, 135, 131, 130 and 129, and pinning in 162, 163, 164, 165, 166, 167, 168, 169, 170 and 171. Make four sewings at 171, pinning in 172, 173, 174, 175 and

176. Reverse the braid, making spiders at 177, 178, 181, 182, 185, 186, 189, 191 and 193. and pinning in 179, 180, 183, 184, 187, 188, 190, 192, 194 and 195. Make a sewing at 191, pinning in 196, make four sewings at 192, pinning in 197, 198, 199, and 200. Make close-braid side of leaf, making sewings at 188, 187, 184, 183, 180, 179, 176, 175, and pinning in 201, 202, 203, 204, 205, 206, 207, 208 and 209. Make five sewings at 209, pinning in 210, 211, 212, 213, 214. Reverse the braid, making spiders at 215, 218, 219, 222, 223, 226, 229 and 232, and pinning in 216, 217, 220, 221, 224, 225, 230, 231 and 334. Make six sewings at 231, pinning in 235, 236, 237, 238, 239 and 240. Make close-braid side of leaf, making sewings at 230, 225, 224, 221, 220, 217, 216, 214, and pinning in 241, 242, 243, 244, 245, 246, 247, 248, 249 and 250. Ctc 17th and 18th, 16th and 17th, 15th and 16th, 14th and 15th, 13th and 14th, 12th and 13th, tw 12th, wt 11th and 12th, pin in 251. Make close-braid, making sewings at 250, 212, 211, 210, and pinning in 252, 253, 254, 255. Make six sewings at 255, pinning in 174, 173, 172, 129, 128, 127. Reverse the braid, making spiders at 256, 259, 260, 263, 264, 267, 270, 273 and 276, making sewings at 254, 253, 252, 251, and pinning in 257, 258, 261, 262, 265, 266, 268, 269, 271, 272, 274, 275, 277 and 278. With 11th and 12th, make a bride with picot, and make a sewing at 26, make bride with picot, and pin in 272. Make close-braid, pinning in 279, 280 and 281. With 11th and 12th, make a bride with picot, and make a sewing at 26, make bride with picot, and pin in 281. Continue close-braid, until pin is placed in 295. Make five sewings in 294, pinning in 296, 297, 298 and 299. Work open, or reverse braid, making spiders at 300, 303, 304, 307, 308, 311, 312, 315, sewings at 292, 290, 288, 286, 284, 282, 280, 278, 277, and pinning in 301, 302, 305, 306, 309, 310, 313, 314. Make five sewings at 314, pinning in 316, 317, 318, 319, 320, and continue close braid, until a pin is placed in 331. Make three sewings at 331, pinning in 332, 333, 334. Make reverse braid, with spiders at 335, 338, 339, 342, 343, 346, 347, 350, 351, sewings at 329, 327, 325, 324, 323, 322, 321, 320, and pinning in 336, 337, 340, 341, 344, 345, 348, 349, 352, 353. Make five sewings at 353, pinning in 354, 355, 356, 357, 358. Make close braid, until a pin is placed in 370. Make three sewings at 370, pinning in 371, 372, 373. Work reverse braid, making spiders at 374, 377, 378, 381, 382, 385, 386, 389, 390, sewings at 368, 366, 364, 363, 362, 361, 360, 359, and pinning at 375, 376, 379, 380, 383, 384, 387, 388, 391, 392. Make five sewings at 392, pinning in 393, 394, 395, 396, 397. Work close braid, until until a pin is placed in 408. Make three sewings at 407, pinning in 409, 410, 411. Work reverse braid, making spiders at 412, 413, 416, 417, 420, 421, 424, 425, 428, sewings at 405, 403, 402, 401, 400, 399, 398, and pinning in 414, 415, 418, 419, 422, 423, 426, 427, 429 and 430. Make four sewings at 427, pinning in 431, 432, 433, 434. Make close braid, until a pin is placed in 443. Make three sewings at 443, pinning in 444, 445 and 446. Work reverse braid, making spiders at 447, 448, 451, 452, 455, 456, 459, 460, 463, 466, sewings at 441, 439, 438, 437, 436, 435, 434, 433, and pinning in 449, 450, 453, 454, 457, 458, 461, 462, 467, 468. Work close braid, until a pin is placed in 487, make two sewings at 486, pinning in 488, 489. Work reverse braid, making spiders at 490, 493, 494, 497, 500, 503, 506, 509, 512, 515, 518, 521, 524, 527, 530, sewing at 484, and pinning in 492, 495, 496, 498, 499, 501, 502, 504, 505, 507, 508, 510, 511, 513, 514, 516, 517, 519, 520, 522, 523, 525, 526, 528, 529, 531, 532. Make three sewings at 532, pinning in 533, 534, 535. Work close braid, until a pin is placed in 550. Make reverse braid, with spiders at 551, 554, 557, 560, 563, pinning in 552, 553, 555, 556, 558, 559, 561, 562, 564, 565. With 17th and 18th, make a bride with a picot, pin in 556, make bride with picot, and pin in 565. Resume open braid, with spiders at 567, 570, pinning in 568, 569, 571, 572. With 17th and 18th, make bride with picot, make a sewing at 566, make bride with picot, and pin in 572. Continue open braid, with spiders at 573,



576, 579, 582, 585, 588, 591, and pinning in 574, 575, 577, 578, 580, 581, 583, 584, 586, 587, 589, 590, 592, 593. Work close braid until a pin is placed in 600. Make two sewings at 599; pinning in 601, 602. Continue to 604, make three sewings at 603, pinning in 605, 606, 607. Continue close braid to 611. Ctc 12th and 13th, 13th and 14th, 14th and 15th, 15th and 16th, 16th and 17th, tw 17th, wt 17th and 18th, make a sewing at 595, wt 17th and 18th, and ctc to right, until 12th is used, tw 12th, wt 11th and 12th, pin in 612, close. Make reverse braid, with spiders, pinning in the indicated points, and making sewings at 592, 586. Continue open braid to 632. With 17th and 18th, make bride, with picot, make a sewing at 575, make bride with picot, pin in 632. Continue open braid, to 638, make bride with picot, make a sewing at 569, make bride, with picot, pin in 638. Continue open braid to 678. Make close braid to 683, make bride with picot, of sufficient length to make a sewing at 161, and continue to sufficient length to pin in 683. Continue close braid, pinning in 684, 685, 686, with sewings at 681, 679 and 675. Make a sewing on the right, at 197. Continue close braid to 687, make a sewing at 198, and continue braid to 697. Make four sewings at 697, pinning in 698, 699, 700, and make a sewing at 561. Make reverse braid, with spiders at 701, 704, 705, 708, making sewings on the right, and pinning on the left, and connecting the braids by sewings at 488, 487, 485. Continue open braid to 721. With 17th and 18th, make a bride with picot, pin in 722, make bride without picot, pin in 723. Make bride with picot, make sewing at 715, make bride with picot, make sewing at 723, make bride, pin in 724. Make bride with picot, make sewing at 690, make bride with picot, make sewing at 724, make bride, pin in 725, make bride with picot, make sewing at 201, make bride with picot, make sewing at 725. Make bride, pin in 726, make bride with picot, make sewing at 202, make bride with picot, make sewing at 726. Make bride, pin in 727, make bride with picot, make sewing at 233, Make bride with picot, make sewing at 727. Make bride, make sewing at 722, make bride with picot, pin in 721, removing and replacing pin already there. Make open braid to 738, connecting the braids on the right, by a sewing between 236 and 733, and on the left, by sewings at 479, 477, 475, 473, 471. Make close braid, to 742. Make bride with picot, sewing at 239, make bride with picot, pin on 742. Continue braid, make sewing between 743 and 431. Make braid to 746, make bride with picot, make sewing at 242, make bride with picot, pin in 746. Connections must be made on the left, by sewings at 431, 430, 395, 394, 387, 356, 317, 316, and on the right, by long brides, with picots, between 752 and 244, and between 759 and 246. Continue braid to 251, making sewings at 275, 274, 269, 268, 251 and 249, and connecting the two ends of the braid between these last two points, very smoothly with sewings. Each pair of threads, must then be tied twice, and cut off close to the work. Connect each pair of bobbins by tying the threads, and wind each knot down on one of the bobbins, until it is about twelve inches from the other bobbin. Hang the eight pairs on a pin at 764. Wt 7th and 8th, ctc 6th and 7th, 5th and 6th, 4th and 5th, 3d and 4th, 2d and 3d, tw 2d, wt 1st and 2d, pin in 765, close. Ctc to left, until 7th is used, tw 7th, wt 7th and 8th, make a sewing at 764. Wt 7th and 8th, ctc to left, until 2d is used, tw 2d, wt 1st and 2d, pin in 766. Continue braid thus, making five sewings at 764, and pinning in 767, 768, 769, 770. With 1st and 2d pairs, make a bride with picot, of sufficient length to make a sewing at 450, and continue bride, to pin in 770. Make close braid to 775, making four more sewings at 764 and pinning in 771, 772, 773, 774, 775, and connecting the braids by sewings at 470, 472 and 476. Continue close braid to 780, pinning twice in 778, and then with 1st and 2d pairs, make a bride with picot, of sufficient length to make a sewing at 480, and continue bride with picot, back to pin

at 780, wt 1st and 2d, and make bride with picot, of sufficient length to make a sewing at 499, continue bride, with picot, back to pin in 780. Continue close braid to 803, making 3 sewings at 800, and others to connect the braids at 505, 511 and 516, at 446 and 445. Make open braid, with spiders, at 804, 807, 808, 811, 812, 815, 819, pinning in 805, 806, 809, 810, 813, 814, 816, 817, 818 and 819, and making sewings at 792, 793, 794, 796, 798. Continue close braid, making five sewings at 819, and work to 833, making three sewings at 827. Make reverse braid, with spiders, at 834, 837, 838, 841, 842, 845 and 846. Make close braid to 849, and then with 1st and 2d, make a bride with picot, of sufficient length to make a sewing at 528, and continue bride with picot back to pin at 849. Continue close braid, making three sewings at 849, pinning in 850, 851, 852, and continue braid to 867, making two sewings at 864. Make open braid, with spiders, at 868, 871, 872, 875, 876, 879, 880, 883, 884, 887, and sewings at 852, 854, 855, 856, 857, 858, 860, 862 and 864. Continue with close braid, making four sewings at 886, pinning at 899, first, and connecting by bride with picot, with centre braid by a sewing at 533, returning with bride with picot to 889, and continue close braid to 905, making five sewings at 900. The pattern is completed by following the convolutions, with the alternated open and close braids, until the figure is ended at 1050, connecting with long brides, to the centre braid, 534, 535, 537, 539, and by sewings at 541, 542, 543, 544, 543, and with a long double bride between 1046 and 566. Tie each pair of threads twice and cut off. Finish the upper braid, making the connections as indicated.



**HONITON LACE.**—As the method of weaving Honiton Lace differs somewhat from the other laces, a few words here upon the subject may not be amiss, especially, as the next volume of this work, which will be Number Three, will begin with Honiton Lace.

On page No. 49 of this volume instructions are given for working Honiton Pattern No. 30. Before starting this lesson, however, it will perhaps be advantageous to the learner to carefully read the following:—

Honiton Lace is recognized by the shape of its clearly defined figures, perfectly delineating leaves, sprays, flowers, insects and geometrical designs, closely woven on a background which may be either the “Reseau,” which is the name given to the different net-grounds, or the more open Bride-ground. These figures are often outlined by a gimp, which is a heavy, glossy cord, giving a raised effect to the work. The throws employed in making this lace are the same which have been learned as the fundamental principles of lace-making, the half-throw, the whole-throw, and the “cloth-stitch,” or etc. The figures, when the pattern brings them into contact, are lightly connected by sewings, so-called, and picots, or purls, form an ornamentation of the bride-ground. The method of forming these sewings and picots is clearly shown in the foregoing instructions.

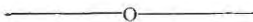
Honiton Lace is often finished, on the scallop-edge, with the so-called purl-edge, and to illustrate the method of making this, a braid having the purls on both sides is an excellent study, and is made as follows: To the pattern for Net Ground, attach seven pairs of threads in the usual manner, one pair being gimps, or colored threads will do as well, so arranged that the first gimp will be the fifth thread, counting from the left, and the second gimp will be the twelfth thread. Begin at the left and work across with the cloth-stitch, or etc, until the second gimp is used. Then twist once the pair

which has traveled across, called the shuttle-pair, etc with the last two pairs but do not place a pin, pull up to place, twist the shuttle-pair seven times. part the bobbins to drive the twists up close to the work, place a pin under the twisted threads, with a turn of the wrist bringing them over in a loop stick the pin in the dot numbered 2, and etc with the sixth and seventh pairs. Twist the sixth pair once, and the seventh pair three times. Work across to opposite side and repeat the directions for making the purl. Another pretty braid, which may be used for purposes of trimming, seam-binding, or Battenburg, is made thus:—

On the Net Ground Pattern, hang three pairs of white threads and three pairs of red threads, two pairs of red threads being pinned together on the left-hand side of the pattern, and one pair of the red threads at the right-hand side, with the three white pairs distributed between. Ctc 1st and 2nd, tw both pairs three times, place a pin in 1, etc 2nd and 3rd, 3rd and 4th, 4th and 5th, tw 5th pair three times, pin in 2, under the fifth pair, which will leave both red pairs outside the pin. Ctc 5th and 6th, and tw both pairs three times. Return in the same way and continue until the fifth pin-dot on the left-hand side is used. Slip the twelfth bobbin under all the other threads to the first place at the left, and pass the first bobbin under all the threads to take the place of the twelfth, at the right. A cross is thus formed on the right side of the braid, Honiton lace being always worked face-downwards. Continue working as before, and at the tenth dot on the left-hand side cross the outside threads again, and do so at every fifth dot, throughout the work.

TO AVOID A KNOT, should a breakage occur, tie the thread-end of the bobbin around a pin, placed backward of the working-line and outside of the pattern, bring the thread through the pins to its place and twist it with its companion thread. Work an inch or more of the pattern, remove the pin and clip off the broken ends of the threads, close to the work.

SILK LACES.—Almost any of the patterns illustrated in "THE AMERICAN LACE MAKER" can be made, effectively, in silk fibre. As the silks loosen and fray somewhat, from handling and weaving, it is an excellent precaution to rub the fingers well with white wax while winding the bobbins, which imparts an additional lustre to the silk, besides preserving it from untwisting.



*VOLUME THREE* of "THE AMERICAN LACE MAKER" contains instructions for working Patterns No. 33 to 46, inclusive, beginning with the beautiful Honiton patterns, and following up with Braid Guipures, Mechlin and Thread Laces; also, Saxony, Regency Point, Valenciennes, Binche and Duchess Laces; giving complete and minute directions for the working of one or more of each of these beautiful fabrics, among the most exquisite known to the lace-making art.

The publishers of this volume have gone to a great expense in securing the services of the most accomplished lace-weavers of modern times, in compiling and revising this work, which we have no hesitancy in saying is the only book of its kind in existence.

The price of this volume is 50 cents per copy, postage prepaid.

## Price List of Materials.

---

Barbour's Irish Flax Thread, per spool, \$0.10	
Lace Patterns, \$1.00 per dozen; each	.10
Bobbins, per dozen	.50
Bobbin Winders, each	.75
Instruction Books, each	.50
Quadrille Paper, per sheet	.05
Imported Lace Thread, per skein	.10
Bead Headed Lace Pins, per box	.05

---

Our Bobbin Winders are made to attach to a Sewing Machine. In ordering please state make of machine on which you intend to use it.

---

Any of the above will be sent postage paid upon receipt of order.

**TORCHON LACE CO.,**  
**St. Louis, Mo.**

