

FREE DISTRIBUTION ONLY - NOT FOR SALE

Antique Pattern Library

For more information, please see our website at:

<http://www.antiquepatternlibrary.org>

This is a scan of an antique book that is, to the best of our knowledge, in the public domain. The scan itself has been edited for readability, and is licensed under the **Creative Commons** Attribution-NonCommercial-ShareAlike License. To view a copy of this license, visit <http://creativecommons.org/licenses/by-nc-sa/2.5/> or send a letter to Creative Commons, 559 Nathan Abbott Way, Stanford, California 94305, USA.

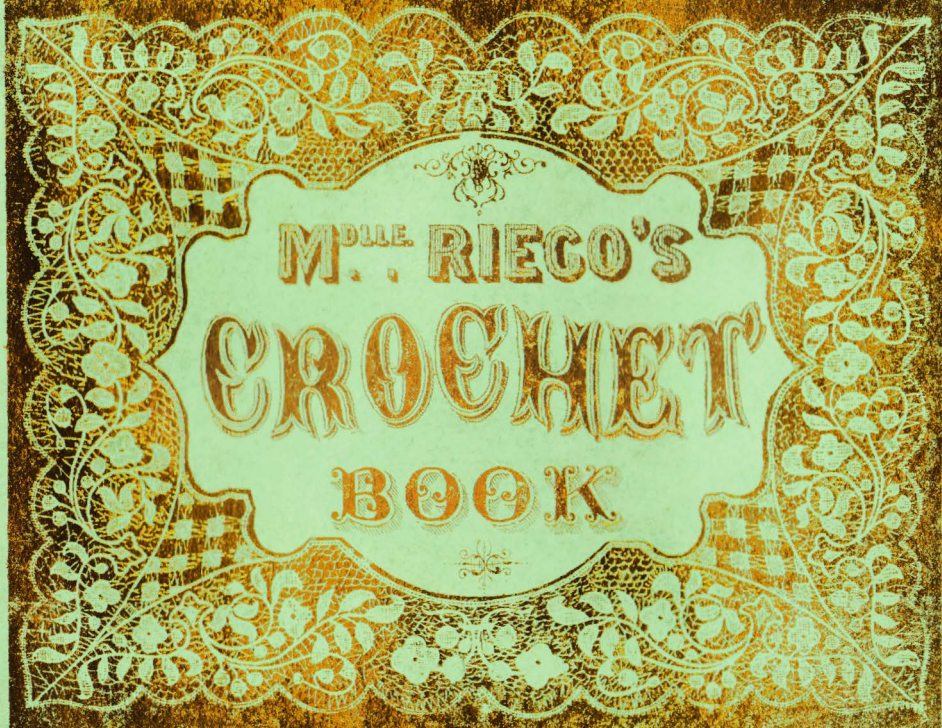
You may share copies or printouts of this scan freely. You may not sell copies or printouts.

Antique Pattern Library is a project of New Media Arts, Inc. <http://www.newmediaarts.org>, a nonprofit organization tax exempt under IRC 501(c)(3). Donations may be tax deductible, depending on your tax status and tax jurisdiction.

Donated by

Sytske Wijnsma

FREE DISTRIBUTION ONLY - NOT FOR SALE
PRICE ONE SHILLING.



M^{ME}. RIEGO'S
CROCHET
BOOK

R. CANTON, LITHO. 48 WATLING ST.

THE
C R O C H E T B O O K .

BY
M^DLLE. RIEGO DE LA BRANCHARDIÈRE.

FOURTH EDITION, 20,000.

LONDON:
SIMPKIN, MARSHALL AND CO.;
ACKERMANN, STRAND; AND ALL BOOKSELLERS AND BERLIN WAREHOUSES.

1847.

FREE DISTRIBUTION ONLY - NOT FOR SALE

LONDON :

R. CLAY, PRINTER, BREAD STREET HILL.

P R E F A C E.

THE flattering success my Work on Knitting, Netting, and Crochet received, and the numerous testimonials to the correctness of the receipts, forwarded to me by ladies from all parts of the kingdom, combined with the advice of many of my kind patrons whom I have the honour to instruct, have induced me to publish, in a cheap form, a series of works, suitable to all classes, on the various branches of Ornamental Needlework. It is necessary to observe, that in this, my first of the series, the patterns are designed from the picturesque costumes of past times; and I have endeavoured, from experience as an instructress, to give clear illustrated elementary instructions, with concise details of the various patterns. And it is humbly hoped that the time, great care, and expense incurred to obtain correctness of the receipts, the originality and elegance of the designs, with the beauty of the illustrations, will secure for this work a place in the drawing-room of every lady, and the cordial approval of all for its general utility.

E. R. B.

*Communications may be addressed to the Authoress at the Publishers'; or at
Messrs. Barry & Son's, Egyptian Hall, Piccadilly.*

CONTENTS.

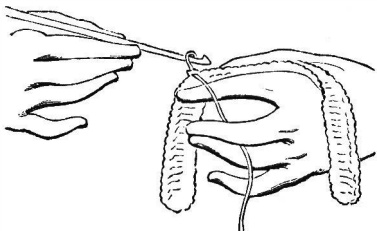


	PAGE
INSTRUCTION IN CROCHET, AND EXPLANATION OF TERMS	5
MARY STUART, COLLAR	8
CUFFS TO DITTO	9
POINT DE GUISE	10
POINT D'ANGLETERRE	11
POINT DE MONTPENSIER	17
POINT D'ESPAGNE	20
POINT DE VALOIS	23
COIFFURE DE LA VALLIERE	26
BERTHE, OR CAPE	29
MANCHETTE, OR UNDER SLEEVE	32
VANDYKE EDGING FOR MANCHETTE	32
MONTPENSIER CUFF	33
ECAILLE PATTERN EDGING	34
MOSAIC INSERTION	35
INSERTION À LA GRECQUE	36
EGYPTIAN EDGING	37

INSTRUCTION IN CROCHET,

AND

Explanation of Terms.

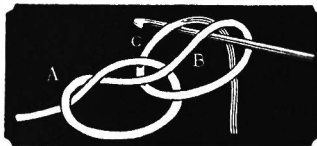


THE Work should be held between the first finger and thumb of the left hand as in sewing, the thread hanging over the first finger, and falling between the second and third fingers; the needle should be held lightly in the right hand as a pen.

TO MAKE A CHAIN.



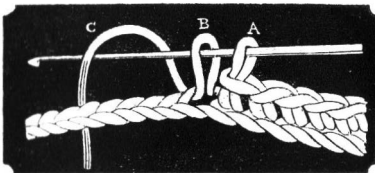
The foundation stitch of all crochet; make a loop with the thread, holding it at A, and put the needle into it, then take the thread on the needle and draw it through



the loop as B; this forms another chain or loop: repeat as C.

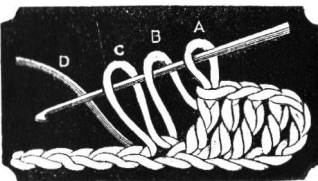
PLAIN STITCH, CALLED FRENCH OR DOUBLE CROCHET.

After making a chain, keep the loop A on the needle; put the needle into the last chain stitch, and draw the thread through, there will now be two loops (A B) on the needle; take up the thread C and draw it through the two, this forms one stitch.



TREBLE STITCH.

Keep the loop on the needle as A, then take the thread on the needle B, put the needle in a stitch, draw the thread through, this makes three loops as A B C; take up the thread D and draw it through the two loops C and B, take it up again and draw it through the two loops formed by D and A; this finishes one stitch.



MISS A STITCH.


To pass over a stitch of the preceding row.

TO WORK IN THE CHAIN.

Put the needle in the space formed by the chain stitches of the row before, this renders the working easier, and obviates the necessity of counting stitches that are to be missed.

*

When this mark * occurs the stitches before it are not to be repeated; thus, 1 treble, 1 chain, *; 3 treble, 3 chain, 1 plain; in repeating work from 3 treble, 3 chain, 1 plain.




The stitches in a parenthesis thus—(3 treble, 3 chain, miss 1, 3 times,) are to be worked 3 treble 3 chain, miss 1, 3 treble, 3 chain, miss 1, 3 treble, 3 chain, miss 1; also when chain stitches divide treble stitches without missing any, as thus,—(5 treble, 3 chain, 5 treble,) these 10 treble, are all to be worked in the chain of the last row.

The needles to be used are fine steel crochet needles, Nos. 20 and 22, standard gauge and all the collars are to be worked backwards and forwards.

MARY STUART.

Taylor's Crochet Thread, No. 8.—Chain of 190 stitches.



1st row.—1 chain, miss 4, 4 treble in 1 chain stitch of the foundation: repeat to the end of the chain.

- 2d and 3d.—1 chain, miss 4, 4 treble in the chain of last row : repeat.
- 4th.—1 chain, miss 4, (2 treble, 5 chain, 2 treble ; these 4 treble stitches are all to be worked in the 1 chain of the last row.
- 5th and 6th.—3 chain, miss 2* (2 treble, 5 chain, 2 treble : these 4 treble stitches are all to be worked in the 5 chain of the last row), 1 chain, miss 5 : repeat from * and finish with 2 treble, 5 chain, 2 treble in the 5 chain.
- 7th.—3 chain, miss 2* (3 treble, 5 chain, 3 treble in the 5 chain of last row), 3 chain, miss 5 ; repeat from *, finish with 3 treble, 5 chain, 3 treble as before.
- 8th.—3 chain, miss 3 (3 treble, 5 chain, 3 treble in the 5 chain of last row), 3 chain, miss 3, 1 plain in the 3 chain of last row : repeat.
- 9th.—1 chain, miss 1, 1 plain, 3 chain, miss 5, (4 treble, 5 chain, 4 treble in the 5 chain of the last row), 3 chain, miss 5, 1 plain. The plain stitches in this row are to be worked in the 3 chain of the last row ; at the end cut off the cotton and fasten.
- 10th. and 11th.—Commence this row at the foundation, and work down the sides, same as 9th row, working the treble stitches in the spaces down the side ; at the end of the row, work the other side to correspond.
- 12th.—1 chain, miss 1, 1 plain, 4 chain, miss 5 (5 treble, 5 chain, 5 treble in the 5 chain), 4 chain, miss 5, 1 plain. This finishes the Collar ; but should it be required deeper, add 2 or 3 more rows, same as 12th.

CUFFS TO MATCH.

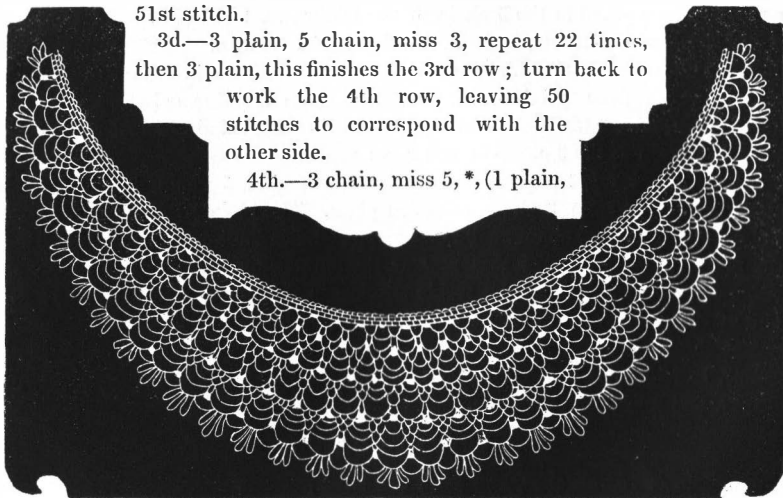
Make a chain of 100 stitches, and work the same pattern.

Taylor's Crochet Thread, No. 6, or Fine Black Netting Silk.—Chain of 240 stitches.

1st and 2d rows.—1 chain, miss 1, 1 treble, at the end of 2d row, cut the cotton off, and leaving 50 stitches of the foundation, commence the 3d row in the 51st stitch.

3d.—3 plain, 5 chain, miss 3, repeat 22 times, then 3 plain, this finishes the 3rd row ; turn back to work the 4th row, leaving 50 stitches to correspond with the other side.

4th.—3 chain, miss 5, *, (1 plain,



5 chain, 1 plain, *these 2 plain stitches* are both to be worked in the 5 chain of last row,) then 7 chain, miss 7, repeat from * 22 times; this brings the thread to the 50 stitches left, work 4 plain stitches on them and turn back.


5th.—5 chain, miss 5, *, 1 plain in the 7 chain of last row; 5 chain, miss 5, 5 plain in the 5 chain of last row, 5 chain, miss 5, repeat from * 22 times, then 1 plain, 5 chain, and on the 2d row miss 3, 6 plain.

6th.—5 chain, miss 9, 1 plain in the 5 chain of last row, 5 chain, miss 5, 1 plain, repeat 23 times, then 5 chain, on 2d row miss 3, 1 plain.

7th.—7 chain, miss the 5 chain of last row, (1 plain, 5 chain, 1 plain, *these 2 plain* are both to be worked in the 5 chain of last row,) repeat 23 times, then 5 chain, on 2d row 4 plain.

8th.—7 chain, miss 9, 7 plain in the 5 chain of last row, repeat 23 times, then 7 chain, miss 9, on 2d row work 1 plain, 5 chain, miss 1, 1 plain.

9th.—7 chain, miss 7, (1 plain, 5 chain, 1 plain, 5 chain, 1 plain, *these 3 plain stitches* are all to be worked in the 7 chain of last row,) repeat 24 times, and on the 2d row 7 chain, 1 plain, 5 chain, miss 2, 3 plain.

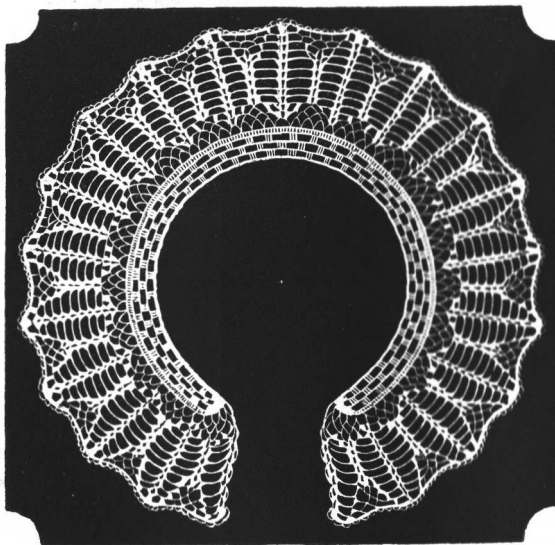


- 10th.—5 chain, miss 5, 1 plain, 7 chain, miss 11, 1 plain, (the plain stitches in this row are to be worked in the 5 chain of last row,) repeat 25 times, work the last stitch on the 2d row, then 5 chain, miss 1, 7 plain.
- 11th.—9 chain, miss 9, (1 plain, 5 chain, 1 plain, *these 2 plain stitches are both to be worked in the 5 chain of last row,*) repeat 26 times, then 9 chain, and on the 2d row miss 4, 1 plain, 5 chain, 1 plain.
- 12th.—5 plain, in the 5 chain of the last row, 3 chain, (1 plain, 5 chain, 1 plain, *these 2 plain in the 9 chain of last row,*) 3 chain, repeat 27 times, then on the 2d row 5 plain, 3 chain, miss 2, 1 plain, 5 chain, miss 2, 3 plain.
- 13th.—5 chain, miss 5, 1 plain in the 5 chain of last row, 5 chain, miss 4, 1 plain in the 3 chain of last row, 5 chain, miss 7, 1 plain, repeat 28 times, work the last stitch on the 2d row, (then 5 chain, miss 2, 1 plain, 3 times.)
- 14th.—7 chain, miss the 5 chain of last row, 1 plain in the 5 chain, 5 chain, miss 5, 1 plain, repeat 29 times, then 7 chain, and on the 2d row, 1 plain, 5 chain, miss 2, 4 plain.
- 15th.—5 chain, miss 5, *, (1 plain, 5 chain, 1 plain, *these 2 plain in the 5 chain of the last row,*) 9 chain, miss 11, repeat from * 30 times, and on the 2d row 1 plain, 5 chain, 7 plain.
- 16th.—9 chain, miss 9, 5 plain in the 5 chain of last row, repeat 32 times, then 9 chain, on 2d row, 5 plain, 9 chain, miss 3, 5 plain.
- 17th.—7 chain, miss the 5 plain, (1 plain, 9 chain, 1 plain, 11 chain, 1 plain, 9 chain, 1 plain, *these 4 plain stitches are all to be worked in the 9 chain of the last row,*) repeat to the end. *This finishes the Collar.*


POINT D'ANGLETERRE.

13

Taylor's Crochet Thread, No. 10, or Fine Black Netting Silk.—Chain of 216 stitches.



POINT D'ANGLETERRE.



1st row.—Treble in every stitch of the chain.

2d.—3 chain, miss 3, 3 treble: repeat.

3d.—The same as 2d, working the three treble in the 3 chain.

4th.—4 chain, miss 3, 4 treble in the 3 chain, at the end of this row work 10 plain stitches down the side, so as to bring the thread to the foundation chain.

5th.—All treble, at the end work 10 treble stitches down the side.

6th.—5 chain, miss 1, 1 plain, repeat 5 times, *, 5 chain, miss 4, 1 plain, repeat from * to the 10 stitches at the end, (then 5 chain, miss 1, 1 plain 5 times.)

7th.—3 chain, miss 4, (3 treble

3 chain, 3 treble, these 6 treble are all to be worked in the 5 chain of last row,) then 3 chain, miss 4, 1 plain, 5 chain, miss 5, 1 plain, 5 chain, miss 5, 1 plain, the plain stitches are to be worked in the 5 chain, repeat, finish with 3 chain, miss 4, (3 treble, 3 chain, 3 treble in the 5 chain.)

8th.—1 chain, miss 3, (3 treble, 3 chain, 3 treble, these 6 treble are to be worked in the 3 chain between the 6th treble of last row,) 1 chain, miss 3, 3 treble in the 3 chain of last row, 3 chain, miss 3, 1 plain, 5 chain, miss 5, 1 plain, the plain stitches are to be worked in the 5 chain of last row, 3 chain, miss 3, 3 treble, repeat and end with 1 chain, miss 3, (3 treble, 3 chain, 3 treble in the 3 chain.)

9th.—3 chain, miss 3, *, (3 treble, 3 chain, 3 treble, in the 3 chain of last row,) 3 chain, miss 7, 3 treble, 3 chain, miss 4, 1 plain in the 5 chain, 3 chain, miss 4, 3 treble, 3 chain, miss 7, repeat from *, now end every row with 3 treble, 3 chain, 3 treble.

10th.—3 chain, miss 3, *, (3 treble, 3 chain, 3 treble in the 3 chain of last row,) 5 chain, miss 9, 3 treble in the 3 chain of last row, 5 chain, miss 1, 3 treble, 5 chain, miss 9, repeat from *; end as last row.

11th.—3 chain, miss 3, *, (3 treble, 3 chain, 3 treble in the 3 chain,) 7 chain, miss 11, repeat from *.

12th.—Same as 11th, missing 13, instead of 11.

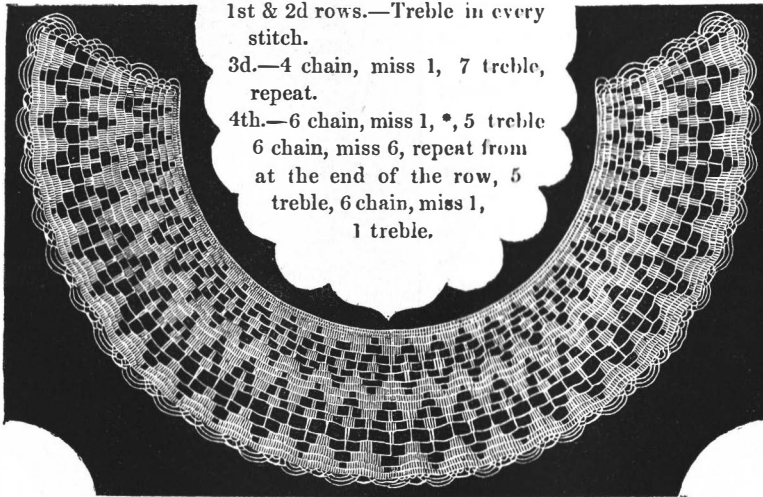
13th.—Same as 12th.

14th.—3 chain, miss 3, *, (3 treble, 3 chain, 3 treble in the 3 chain,) 9 chain, miss 7

- 3 treble in 7 chain of last row, 1 chain, miss 3, 3 treble, 3 chain, 3 treble in the 3 chain, 1 chain, miss 3, 3 treble, 9 chain, miss 7, repeat from *.
- 15th.—3 chain, miss 3, *, (3 treble, 3 chain, 3 treble in the 3 chain,) 7 chain, miss 9, 3 treble in the 9 chain, 5 chain, miss 7, 1 plain in the 3 chain, 5 chain, miss 9, 3 treble, 7 chain, miss 9, repeat from *.
- 16th.—3 chain, miss 3, *, (3 treble, 3 chain, 3 treble in the 3 chain,) 3 chain, miss 7, 3 treble in the 7 chain, 5 chain, miss 5, 1 plain, 5 chain, miss 5, 1 plain, the plain stitches in the 5 chain, 5 chain, miss 5, 3 treble, 3 chain, miss 7, repeat from *.
- 17th.—3 chain, miss 3, *, (9 treble in the 3 chain,) 1 chain, miss 3, 3 treble, 5 chain, miss 5, 1 plain, 5 chain, miss 5, 1 plain, 5 chain, miss 5, 1 plain, 5 chain, miss 5, 3 treble, 1 chain, miss 3, repeat from *; the plain stitches are to be worked in the 5 chain.
- 18th.—All plain.
- 19th.—4 chain, miss 2, 1 plain, repeat.

POINT DE MONTPENSIER.

Taylor's Crochet Thread, No. 12, or Fine Black Netting Silk.—Chain of 208 Stitches.



B

5th.—4 chain, miss 3, 2 treble, 4 chain, miss 3, 3 treble, repeat, end with 4 chain, miss 3, 2 treble.

6th.—5 chain, 4 treble, *, 3 chain, miss 3, 1 treble, 3 chain, miss 3, 6 treble, repeat from *, end with 3 treble instead of 6.

7th.—4 chain, 1 treble, *, 4 chain, miss 4, 3 treble, 4 chain, miss 4, 2 treble, repeat from mark.


8th.—6 chain, miss 4, *, 7 treble, 6 chain, miss 6, repeat from *, end with miss 3, instead of 6, 1 treble.

9th.—3 chain, 3 treble, *, 3 chain, miss 2. 11 treble, repeat from *, end with 3 chain, 2 treble.

10th.—4 chain, 9 treble, *, 4 chain, miss 3, 11 treble, repeat from *.

11th.—4 chain, miss 1, *, 9 treble, 6 chain, miss 6, repeat from *, end with 9 treble.

12th.—5 chain, miss 2, *, 5 treble,



5 chain, miss 4, 2 treble, 5 chain, miss 4, repeat from *, end with miss 1, 2 treble.

13th.—4 chain, 4 treble, *, 5 chain, miss 4, 3 treble, 5 chain, miss 4, 6 treble, repeat from *, end with three treble, instead of 6.

14th.—4 chain, 1 treble, *, 7 chain, miss 8, 1 treble, 7 chain, miss 8, 2 treble, repeat from *.

15th.—5 chain, 1 treble, *, 5 chain, miss 6, 5 treble, 5 chain, miss 5, 1 treble, repeat from *.

16th.—7 chain, miss 4, *, 9 treble, 7 chain, miss 7, repeat from *, end with 3 treble.

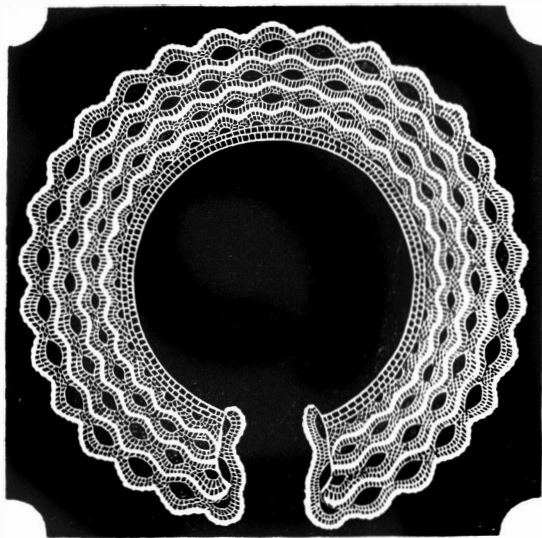
17th.—3 chain, 5 treble, *, 3 chain, miss 3, 13 treble, repeat from *.

18th.—All treble; this finishes the Collar. Then work the *écaille* pattern edging, commencing at the 4th row, down the sides, and round the Collar.



COLLAR. POINT D'ESPAGNE.

Taylor's Crochet Thread, No. 12, or Fine Black Netting Silk.—Chain of 226 Stitches.



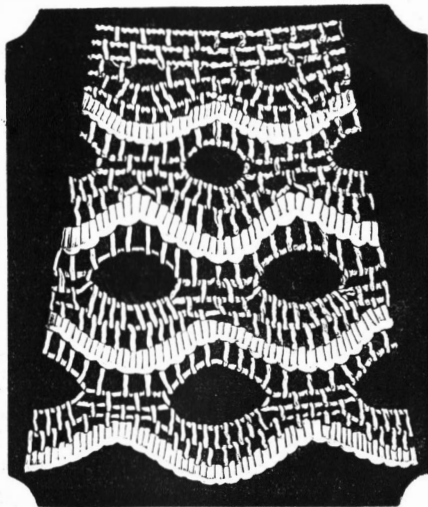
1st row.—1 chain, miss 1, 1 treble.

2d.—The same as 1st, working the treble stitch in the chain stitch of the last row.

3d.—5 chain, miss 2, 1 plain, 3 chain, miss 1, 1 plain, 3 chain, miss 1, 1 plain, 3 chain, miss 1, 1 plain, repeat, finish the row with 5 chain miss 2, 1 plain.

4th.—(1 chain and 1 treble, 5 times to be worked in the 5 chain of the last row,) then 1 chain, miss 2, 1 plain, the *plain stitches* in this row are to be worked in the 3 chain of last row, 3 chain, miss 3 1 plain, 3 chain,

- miss 3, 1 plain, miss 2, repeat. Finish with (1 chain and 1 treble, 6 times.)
- 5th.—(1 chain, miss 1, 1 treble, 6 times,) then 1 chain, miss 2, 1 plain, 3 chain, miss 3, 1 plain, miss 2, repeat, end with (1 chain, 1 treble, 6 times.)
- 6th.—1 plain, and 3 treble in every chain stitch of last row, repeat to the end; this row forms a small scallop.
- 7th.—1 chain, miss 3, 1 treble.
- 8th.—6 chain, miss 1, *, (1 plain, 3 chain, miss 1, 3 times,) 1 plain, 6 chain, miss 9, repeat from *, and finish with 6 chain, miss 1, 1 plain.
- 9th.—(1 chain and 1 treble, 6 times, to be worked in the 6 chain of the last row,) 1 chain, miss 2, 1 plain, 3 chain, miss 3, 1 plain, 3 chain, miss 3, 1 plain, miss 2, repeat, end with (1 chain and 1 treble, 7 times,) the plain stitches in this row are to be worked in the 3 chain of 8th row.



- 10th.—(1 chain, miss 1, and 1 treble, 7 times,) 1 chain, miss 2, 1 plain, 3 chain, miss 3
1 plain, miss 2, repeat; end with (1 chain, miss 1, and 1 treble, 7 times.)
- 11th.—Same as 6th.
- 12th.—Same as 7th.
- 13th.—8 chain, miss 4, 1 plain, *, (3 chain, miss 1, 1 plain, 3 times,) 8 chain, miss 11,
1 plain, repeat from *.
- 14th.—(1 chain and 1 treble, 8 times in the 8th chain of last row), 1 chain, miss 2,
1 plain, 3 chain, miss 3, 1 plain, 3 chain, miss 3, 1 plain, miss 2, repeat, finish with
(1 chain, and 1 treble, 9 times)
- 15th.—(1 chain, miss 1, and 1 treble, 9 times), 1 chain, miss 2, 1 plain, 3 chain, miss 3,
1 plain, miss 2, (end with 1 chain, miss 1, and 1 treble, 9 times.)
- 16th.—Same as 6th; at the end work 40 plain stitches down the side of the collar; this
brings it to the foundation.
- 17th.—Same as 7th, continuing the row to the foundation, to correspond with the
other side.
- 18th.—9 chain, miss 3, 1 plain, *, (3 chain, miss 3, 1 plain, 3 times,) 9 chain, miss 15,
1 plain, repeat from * at the sides, miss 7, instead of 15.
- 19th.—(1 chain and 1 treble, 9 times,) 1 chain, miss 2, 1 plain, 3 chain, miss 3, 1 plain,
3 chain, miss 2, repeat, finish with (1 chain, and 1 treble, 10 times.)
- 20th.—(1 chain, miss 1, 1 treble, 10 times,) 1 chain, miss 2, 1 plain, 3 chain, miss 3,
1 plain, miss 2; repeat.
- 21st.—Same as 6th. This finishes the Collar.

POINT DE VALOIS.

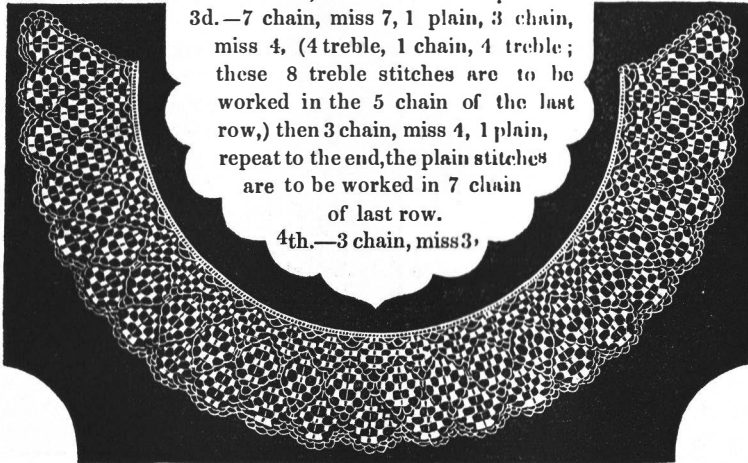
Taylor's Crochet Thread, No. 12, or Fine Black Netting Silk.—Chain, 240 Stitches.

1st row.—Treble in every stitch.

2d.—7 chain, miss 4, 1 plain, 5 chain, miss 4, 1 plain, 7 chain, miss 4, 1 plain, repeat to the end, and finish with 4 plain.

3d.—7 chain, miss 7, 1 plain, 3 chain, miss 4, (4 treble, 1 chain, 4 treble; these 8 treble stitches are to be worked in the 5 chain of the last row,) then 3 chain, miss 4, 1 plain, repeat to the end, the plain stitches are to be worked in 7 chain of last row.

4th.—3 chain, miss 3,




5 treble, 3 chain, miss 4, 1 treble, 3 chain, miss 4, 5 treble, 3 chain, miss 3, 1 plain in 7 chain of last row; the treble stitches are to be worked in the 3 chain of last row, repeat.

5th.—3 chain, miss 1, 5 treble, 5 chain, miss 5, 2 treble, 1 chain, miss 3, 2 treble, 5 chain, miss 5, 5 treble; the treble stitches are to be worked in the 3 chain of last row, repeat.

6th.—3 chain, miss 5, 5 treble, 4 chain, miss 2, 1 treble, 4 chain, miss 2, 5 treble, 3 chain, miss 5, 1 plain, repeat; the 5 treble stitches are worked in the 5 chain, and the 1 treble in the 1 chain of last row.

7th.—7 chain, miss 3, 1 plain, 5 chain, miss 6, (4 treble, 1 chain, 4 treble in the 7 chain,) 5 chain, miss 5, 1 plain, repeat; end with 7 chain, miss 1, 1 plain.

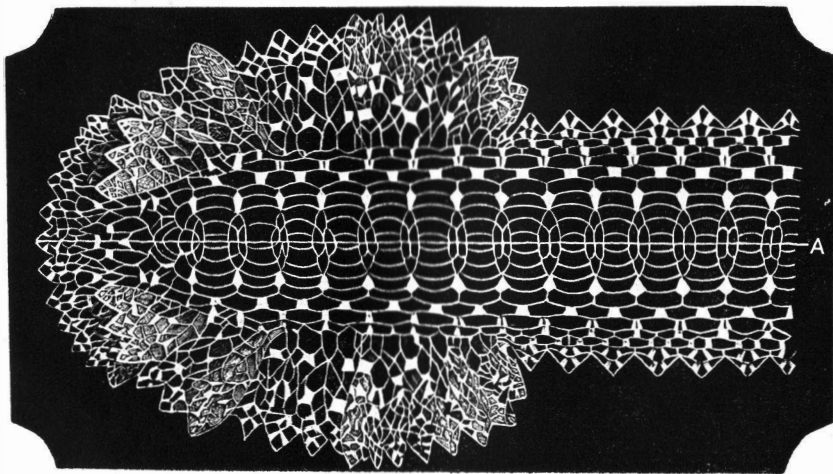
8th.—7 chain, miss 1, 4 treble,* 3 chain, miss 4, 1 plain, 7 chain, miss 6, 1 plain, 7 chain, miss 6, 1 plain



- 3 chain, miss 4, (4 treble, 1 chain, 4 treble in the 7 chain,) repeat from *; end with 4 treble instead of 8, then 5 chain, 1 plain.
- 9th.—5 chain, miss 4, 1 treble, 5 chain, miss 4, 5 treble, 3 chain, miss 3, 1 plain, 7 chain, miss 7, 1 plain, 3 chain, miss 3, 5 treble, repeat; end with 5 chain, miss 4, 1 treble.
- 10th.—1 chain, miss 1, 2 treble, 5 chain, miss 7, 5 treble, 5 chain, miss 4, 1 plain, 5 chain, miss 4, 5 treble, 5 chain, miss 7, 2 treble, repeat; end with 5 chain, miss 1, 2 treble, 5 chain, 5 treble.
- 11th.—5 chain, miss 5, 5 treble, 5 chain, miss 2, 1 treble, 5 chain, miss 2, 5 treble, 6 chain, miss 7, 1 plain, 1 chain, miss 5, 1 plain, repeat; end with 6 chain, miss 7, 5 treble, 5 chain, miss 2, 1 treble, 5 chain, 5 treble.
- 12th.—5 chain, miss 7, 5 treble, 1 chain, miss 1, 5 treble, 5 chain, miss 7, 1 plain, 7 chain, miss 9, 1 plain, repeat; end with miss 1, instead of 9.
- 13th.—Same as 8th.
- 14th.—Same as 9th.
- 15th.—Same as 10th.
- 16th.—Same as 11th.
- 17th.—3 chain, miss 5, 9 treble, 1 chain, miss 1, 9 treble, 3 chain, miss 5, 1 plain, 3 chain, miss 6, 1 plain, 3 chain, miss 6, 1 plain, repeat; commence at the foundation and work up the side.
- 18th.—5 chain, miss 2, 1 plain, repeat at the end, work down the other side to the foundation.
- 19th.—7 chain, miss 11, 1 plain, repeat.

COIFFURE DE LA VALLIERE ; OR, HEAD DRESS.

*Taylor's Crochet Thread, No. 12, or Fine Black Silk. Make a chain of 220 Stitches.
This chain forms the centre of the Coiffure. See Engraving, at A.*



- 1st round.—5 chain, miss 1, 1 plain ; repeat to the end of the foundation chain, then turn the work so as to crochet on the other side of the chain ; work 5 chain, miss 1, 1 plain as before, working the plain stitch in the same plain stitch as the one on the other side ; repeat to the end.
- 2d.—5 chain, miss 5, 1 plain, 7 chain, miss 11, 1 plain ; the plain stitches are to be worked in the 5 chain of 1st round ; repeat all round.
- 3d.—9 chain, miss 11, 1 plain, 3 chain, 1 plain ; both these plain stitches are to be worked in the 5 chain of 2d round ; repeat all round.
- 4th.—5 chain, miss 11, 5 treble in the 3 chain of 3d round ; repeat all round.
- 5th.—(8 chain, miss 5, 1 treble, repeat 8 times,) then 8 chain, miss 11, 1 treble in the centre of the 5 treble, repeat 30 times, (then 8 chain, miss 5, 1 treble 14 times,) then 8 chain, miss 11, 1 treble as before, 30 times, (8 chain, miss 5, 1 treble 6 times;) this finishes the round.
- 6th.—6 chain, miss 6, 1 plain in the 8 chain, 6 chain, miss 6, 5 treble in the 8 chain ; repeat all round.
- 7th.—5 chain, miss 5, (2 treble, 3 chain, 2 treble, these 4 treble stitches are all to be worked in the 6 chain of 6th round;) repeat all round.
- 8th.—4 chain, miss 5, 6 treble in the 3 chain, 4 chain, miss 5, 1 plain in the 5 chain, repeat all round ; at the end, cut off the thread, and fasten it, and count 484 stitches, or 32 patterns, and commence in the 485th stitch, this stitch is the centre of the 6 treble in the 8th round, the 5 following rows are worked backwards and forwards round the corner only, thus :—

9th.—9 chain, miss 4, 1 treble, repeat 65 times, then work 2 plain stitches, and turn back to work the 10th row, 5 chain, miss 7, 5 treble in the 9 chain of 9th row 6 chain, miss 7, 1 plain in the 9 chain, repeat 33 times, turn back.

11th.—Same as 7th round, repeating the pattern 66 times, then 1 chain, miss 5, 1 plain on the plain stitch in the 8th round, turn back.

12th.—Same as 8th round, repeating the pattern 66 times, work 1 plain on the 8th round, and turn back.

13th.—3 chain, miss 6, 2 treble in the 4 chain of 8th round, repeat 132 times, this finishes one corner; then work across the front thus: 3 chain, miss 6, 2 treble in the 4 chain of 8th round, repeat 43 times, then 3 chain, miss 3, 1 plain, repeat the 9th, 10th, 11th, 12th, and 13th rows, then work across the front thus, 3 chain, miss 6, 2 treble, repeat 43 times as before. The two following rounds are worked all round the Coiffure thus:—

14th round.—3 chain, miss 3, (2 treble, 3 chain, 2 treble, these 4 treble are all worked in the 3 chain of 13th round,) 3 chain, miss 3, 1 plain in the 3 chain, repeat all round.

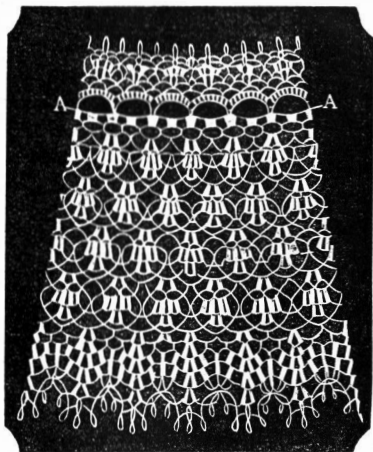
15th.—1 chain, miss 1, 1 plain, 3 chain, miss 3, (2 treble, 3 chain, 2 treble in the 3 chain,) 3 chain, miss 3, 1 plain, repeat all round. Fasten off.



Taylor's Crochet Thread, No. 16, or Fine Black Netting Silk.

Chain of 650 stitches; the plain stitches are always worked in the chain of the row before.

- 1st. row.—All treble. Commence at A.
- 2d.—5 chain, miss 3, 1 plain, repeat to the end.
- 3d.—5 chain, miss 3, 1 plain in the 5 chain, 5 chain, miss 3, (2 treble, 3 chain, 2 treble, these 4 treble are all to be worked in the 5 chain of 2d row,) repeat to end.
- 4th.—3 chain, miss 3, 1 plain, 3 chain, miss 3, 1 plain, 5 chain, miss 9, 1 plain, repeat.
- 5th.—5 chain, miss 3, 1 plain, 5 chain, miss 3, (2 treble, 3 chain, 2 treble, these 4 treble in the 3 chain of the 4th row,) 3 chain, miss 1, (2 treble, 3 chain, 2 treble, these 4 treble as before,) repeat.
- 6th.—5 chain, miss 7, (2 treble, 3 chain, 2 treble in the 3 chain,) 5 chain, miss 7, 1 plain, 1 chain, miss 9, 1 plain, repeat; end with 3 chain, 1 plain.



7th.—5 chain, miss 11, 1 plain, 7 chain, miss 9, 1 plain, repeat.

8th.—5 chain, miss 4, 1 plain, 5 chain, miss 4, (2 treble, 3 chain, 2 treble in the 5 chain,) repeat.

9th.—Same as 4th; 10th as 5th; 11th as 6th; 12th as 7th; 13th as 8th.

14th.—5 chain, miss 3, 1 plain, 5 chain, miss 3, 1 plain, 7 chain, miss 9, 1 plain, repeat.

15th.—5 chain, miss 4, 1 plain, 5 chain, miss 4, (2 treble, 3 chain, 2 treble in the 5 chain, 3 chain, miss 1, (2 treble, 3 chain, 2 treble as before,) repeat.

16th.—Same as 6th.

17th.—7 chain, miss 11, 1 plain, 9 chain, miss 9, 1 plain, repeat.

18th.—5 chain, miss 5, 1 plain, 5 chain, (3 treble, 3 chain, 3 treble in the 7 chain,) repeat.

19th.—5 chain, miss 4, 1 plain, 5 chain, miss 4, 1 plain, 9 chain, miss 9, 1 plain repeat.

20th.—5 chain, miss 5, 1 plain, 5 chain, miss 5, (3 treble, 3 chain, 3 treble, these 6 treble in the 5 chain,) 5 chain, miss 1, (3 treble, 3 chain, 3 treble, as before,) repeat.

21st.—5 chain, miss 9, (3 treble, 3 chain, 3 treble in the 5 chain,) 5 chain, miss 9, 1 plain, 3 chain, miss 9, 1 plain; repeat, and end with 3 chain, 1 plain.

22d.—7 chain, miss 11, 1 plain, 9 chain, miss 11, 1 plain, repeat.

23d.—Same as 18th row.

24th.—3 chain, miss 3, (3 treble, 3 chain, 3 treble in the 3 chain,) 3 chain, miss 3, 1 plain, 7 chain, miss 9, 1 plain, repeat.

25th.—3 chain, miss 3, 1 plain, 3 chain, 1 plain, both these plain stitches in the 7 chain of 24th row, (3 chain, miss 3, 2 treble, 3 chain, 2 treble in the 3 chain, repeat 3 times,) repeat, end with 3 chain, 1 plain.

26th.—(3 chain, miss 7, 2 treble, 3 chain, 2 treble, repeat 3 times,) then 3 chain, miss 7, 1 plain, repeat to end.

27th.—5 chain, miss 6, 1 plain, 5 chain, miss 7, (3 treble, 3 chain, 3 treble in the 3 chain,) 5 chain, miss 7, 1 plain, 5 chain, miss 6, 1 plain on the plain stitch in 26th row.

28th.—13 chain; put the needle into 4th chain stitch, and work 1 plain stitch in it, this forms a round loop of 9 stitches, then 3 chain, miss 5, 1 plain, repeat 3 times, then 13 chain, 1 plain in the 4th stitch as before, 3 chain, 1 plain in the same stitch as the last plain stitch, then 13 chain, 1 plain in the 4th stitch as before, 3 chain, miss 5, 1 plain, 13 chain, 1 plain in the 4th stitch, miss 5, 1 plain; repeat to the end and cut off the cotton. Now commence upon the foundation, and work as follows:—


1st row.—2 treble, 12 chain, miss 6, repeat, end with 2 treble.

2d.—8 treble, miss 6, end with 8 treble; this is for the Ribbon. Now commence at the 28th row, and work up the side of the Berthe, 5 chain, miss 3, 1 plain; repeat 20 times, and work the same along the treble row, and 20 times down the other side, then work the 3d, 4th, 5th and 6th rows as in the first part of direction, working them along the top, and down the sides.

For the Edging.—13 chain, 1 plain in the 4th stitch as in 28th row, 3 chain, miss 5, 1 plain, repeat once more, then 13 chain, 1 plain in the 4th stitch, 3 chain, 1 plain in the same stitch as the last plain stitch, then 13 chain, 1 plain in the 4th stitch, 3 chain, miss 5, 1 plain; repeat to the end, and fasten off.

MANCHETTE, OR UNDER SLEEVE.

Taylor's Crochet Thread, No. 10.—Chain of 90 stitches.



1st and 2d row.—Treble in every stitch.

3d.—1 chain, miss 1, 1 treble, repeat.

4th and 5th.—Same as 1st and 2d.

6th.—3 chain, 1 plain, repeat.

7th.—3 chain, miss 3, 1 plain in the 3 chain of the last row : repeat this last row 15 times more.

23d.—1 plain, miss 3, repeat; this reduces the Manchette to 90 stitches; repeat from 1st row

once more, then repeat the first 5 rows, and finish with the Vandyke edging.

VANDYKE EDGING.

Cotton No. 36, or Fine Black Netting Silk. Make a Chain of 500 stitches per yard.

1st row.—1 plain, 4 chain, miss 1, repeat.

2d.—1 chain, 1 plain, the plain stitches are always in the middle of the chain in last row ; 4 chain, miss 5, 1 plain, 4 chain, miss 5, 1 plain, turn back so as to work on the 2d row

3d.—1 chain, miss 1, 1 plain, 4 chain, miss 5, 1 plain, 4 chain, miss 5, 1 plain, turn back.

4th.—1 chain, miss 1, 1 plain, 4 chain, miss 5, 1 plain ; work 6 shepherds' stitches down the side of the Vandyke, so as to bring the thread to the 1st row ; this forms one Vandyke, repeat from 2d row.

Taylor's Crochet Thread, No. 12, or Fine Black Netting Silk.—Chain of 85 stitches.

1st row.—All treble.

2d.—5 treble, 3 chain, miss 3, 4 treble, repeat; at the end of every row work 1 treble, 2 chain, beside the pattern.

3d.—4 treble, 2 chain, miss 2, 1 treble, 2 chain, miss 2, 3 treble, repeat.

4th.—3 treble, 2 chain, miss 2, 1 treble, 1 chain, miss 1, 1 treble, 2 chain, miss 2, 2 treble, repeat.


5th.—2 treble, 2 chain, miss 2, 1 treble, 1 chain, miss 1, 1 treble, 1 chain, miss 1, 1 treble, 2 chain, miss 2, 1 treble, repeat.

6th.—1 treble, 2 chain, miss 2, (1 treble, 1 chain, miss 1, 3 times,) 1 treble, 2 chain, miss 2, repeat.

7th.—Same as 5th. 8th, same as 4th.

9th.—Same as 3d. 10th, same as 2d.

11th.—Same as 1st; then work the écaille pattern edging, commencing at the 4th row.



Taylor's Crochet Thread, No. 8, or Fine Black Netting Silk.—Chain of 500 stitches for each yard.


1st row.—4 chain, miss 4, 4 treble.

2d and 3d.—The same as 1st, working the 4 treble in the 4 chain of last row.

4th.—(This is the 1st row for the Montpensier Collar,) 2 chain, miss 3, *, 1 plain, 9 chain, miss 5, (1 plain, 3 chain, miss 1, 5 times,) repeat from *, and end with 1 plain.

5th.—5 chain, *, 1 plain, 3 chain, miss 3, 1 plain, 7 chain, miss 7, 1 plain, 3 chain, miss 3, 1 plain, 11 chain, miss 11, repeat from *, end with 1 plain: the plain stitches in this row are to be worked in the 3 chain of last row.

6th.—13 chain, miss 13, 1 plain, 1 chain, 3 plain in the 7 chain of the last row, 1 chain, 1 plain, repeat, end with one plain.



Taylor's Crochet Thread, No. 10.—Chain of 500 stitches per yard.


1st row.—Treble in every stitch of the foundation.

2d.—1 treble, 2 chain, miss 2, 3 treble, 2 chain, miss 2, repeat, finish with one treble
2 chain, to turn the corner.

3d.—2 treble, 2 chain, miss 2, 1 treble, 2 chain, miss 2, 1 treble, repeat, at the end
1 treble, 2 chain.

4th.—Same as 2d.


5th, same as 1st.



INSERTION—A-LA-GRECQUE.

Taylor's Crochet Thread, No. 10.—Chain of 500 stitches, work rather loose.


1st row.—1 plain, 2 chain, miss 2, 5 treble in 1 stitch, 2 chain, miss 2, repeat, finish with 1 plain.



- 2d.—6 chain, miss 9, 1 plain; the plain stitch to be worked in the centre of 5 treble of last row.
- 3d.—1 chain, 1 plain, 6 treble, 1 plain; the plain stitches and the treble are all to be worked in the 6th chain of last row; miss 1, and repeat; now turn the work so as to work on the foundation or chain.
- 4th.—Same as 1st, working the plain stitch and the treble stitch in the same chain stitches as the 1st row.
- 5th.—Same as 2d. 6th as 3d.

Taylor's Crochet Thread, No. 8.—500 stitches per yard, or Cotton No. 20, and 400 stitches.

- 1st row.—1 chain, miss 3, 3 treble in 1 chain stitch, repeat, end with 2 chain.
 2d.—Miss 3, 3 treble in the 1 chain of last row, 1 chain, repeat 5 times, then miss 3, 1 treble, 3 chain; turn back so as to work the next row on 2d row.
 3d.—Miss 5, *, 3 treble in 1 chain, 1 chain, miss 3, repeat from * 4 times, then 1 treble, 3 chain; turn back.



- 4th.—Miss 5, *, 3 treble in 1 chain, 1 chain, miss 3, repeat from * 3 times, then 1 treble, 3 chain; turn back.
 5th.—Miss 5, *, 3 treble in 1 chain, 1 chain, miss 3, repeat from * twice, then 1 treble, 3 chain; turn back.
 6th.—Miss 5, 3 treble in 1 chain, 3 chain, miss 3, 1 plain; now work 8 plain stitches down the side of the Vandyke, so as to bring the thread to 1st row; work 2 treble stitches in the same stitch as the 1 treble in the 2d row, then 1 chain, and repeat the 2d and following rows until the whole length is worked; then work a row round the Vandyke, thus: 1 plain, 5 treble, 1 plain; these 7 stitches are to be worked in every space formed by the turning of the rows.

Preparing for Publication, Price One Shilling,

M^DLLE RIEGO'S KNITTING BOOK,

CONTAINING

CLEAR INSTRUCTION IN KNITTING,

AND A GREAT VARIETY OF NOVEL AND BEAUTIFUL PATTERNS.

The whole richly Illustrated.

By the same Author, price 2s. 6d.

KNITTING, NETTING, AND CROCHET.

WITH TWELVE ILLUSTRATIONS.

“ Mr. Knight, of 'Change-alley, Cornhill, has published a neat manual on ' Knitting, Crochet, and Netting,' which our fair readers may thank us for calling their attention to. It is by a French lady, and displays all the ingenuity and system for which her nation is celebrated in elegant manufactures by the hand. Knitting of all kinds, as chains, shawls, caps, mats, d'oyleys, table covers, children's clothes, &c., is here illustrated in all varieties of shapes. The directions are concise, but possibly some degree of proficiency is to be assumed.”—*Morning Post.*

SIMPKIN & MARSHALL, PATERNOSTER ROW; KNIGHT, 'CHANGE ALLEY,
CORNHILL.

FREE DISTRIBUTION ONLY - NOT FOR SALE

ROWLANDS' UNIQUE PREPARATIONS.

UNDER THE ESPECIAL PATRONAGE OF
HER MAJESTY THE QUEEN, H.R.H. PRINCE ALBERT,
THE ROYAL FAMILY, AND NOBILITY OF GREAT BRITAIN,
THE SEVERAL SOVEREIGNS AND COURTS OF EUROPE.

ROWLANDS' MACASSAR OIL.

The unprecedented success of this invention in restoring, preserving, and beautifying the Human Hair is too well known and appreciated to need comment. Price 3s. 6d.; 7s.; Family Bottles (equal to four small), 10s. 6d.; and double that size, 21s. per Bottle.

ROWLANDS' KALYDOR.

An Oriental Balsamic Preparation of singular efficacy in purifying the Skin from all Pimples, Spots, Blotches, Freckles, Tan, and Discolorations, producing a healthy freshness and transparency of Complexion, and a softness and delicacy of the Hands, Arms, and Neck. Price 4s. 6d. and 8s. 6d. per Bottle.

•• Beware of Spurious "KALYDORS," containing mineral astringents utterly ruinous to the Complexion, and which, by their repellent action, endanger health.

ROWLANDS' ODONTO, OR PEARL DENTIFRICE.

A White Powder compounded of the choicest and most Recherché Ingredients of the Oriental Herbal, and of inestimable virtue in preserving and beautifying the Teeth, strengthening the Gums, and giving sweetness and perfume to the breath. Price 2s. 9d. per Box.

ROWLANDS' ALSANA EXTRACT,

for immediately relieving the most violent TOOTH-ACHE, GUM BOILS, and SWELLED FACE, and which, by constantly using, prevents those maladies. In the anguish of excruciating pain it affords instantaneous relief. It is perfectly innocent in its nature, and is under the sanction of the first Physicians. Price 2s. 9d., 4s. 6d., and 10s. 6d. per bottle.

ROWLANDS' HAIR WASH.

This is a preparation from the choicest Oriental Herbs, of peculiarly mild and detersive properties. It effectually cleanses the Hair and Skin of the Head from Scurf and every species of Impurity, and imparts a delicate fragrance. Price 3s. 6d. per bottle.

IMPORTANT INFORMATION.

UNPRINCIPLED SHOPKEEPERS, for the sake of gaining a trifle more profit, vend the most SPURIOUS COMPOUNDS, under the same names; some under the *implied* sanction of Royalty, and the Government Departments, with similar attempts at deception, while they copy the *labels, bills, advertisements, and testimonials* (substituting *fictitious* names and addresses for the real) of the original preparations. It is therefore highly necessary to see that the word "**ROWLANDS'**" is on the wrapper of each article. Sold by the Proprietors,

A. ROWLAND and SON, 20, Hatton Garden, London,

And by all respectable Chemists and Perfumers.

THOS. HARRIS & SON,
OPTICIANS TO THE ROYAL FAMILY—ESTABLISHED 70 YEARS.

No. 52, OPPOSITE THE OLD GATE OF THE BRITISH MUSEUM, LONDON.



THE BEST FOR PRESERVING THE SIGHT.

T. H. & SON, having effected many valuable improvements in the manufacture of Spectacles, guarantee without fear of disappointment, to suit every kind of sight, if informed these particulars;—viz. the age of the person—whether Spectacles have ever been used, and if so, for what period—the distance newspaper print can be best seen without glasses—the purposes for which Spectacles are especially required, whether for sewing, reading, or for seeing at a long distance. By the judicious application of them, the many painful sensations in the eyes so frequently complained of by ladies when at needlework, music, &c., are removed. They are very beneficial by candle-light, and enable the wearer to continue reading or sewing for a much longer time, without fatigue, or the risk of injuring the sight.

T. H. & SON have particular regard in adapting the shape most suitable to fit each person's face. Badly-formed Spectacles subject the wearer to many *annoyances*, such as, continually shifting their position from the eyes, the frame intersecting the sight, causing too much pressure on the temples, disarrangement of the hair, marks on the nose, &c. All these inconveniences may be avoided by using T. H. & Son's Improved Spectacles, which, from their light (nearly invisible) appearance, do not at all disfigure the countenance; and being composed of pure *Crystal*, are the most efficient for *Preserving the Sight*.

FOR LADIES.			FOR GENTLEMEN.		
	Glasses.	Crystals.		Glasses.	Crystals.
Solid Gold	£1 14 0	£2 2 0	Solid Gold	£2 2 0	£2 10 0
Standard Silver.....	0 12 0	1 0 0	Standard Silver.....	0 16 0	1 4 0
Blue Steel	from 3s. to 0 9 0	0 15 0	Blue Steel	from 4s. to 0 12 0	0 18 0

N.B.—T. H. & SON'S CLERICAL SPECTACLES, on a new construction, peculiarly adapted for the Clergy.

CAUTION.—Notice that the name, THOMAS HARRIS & SON, and the number 52, are laid in MOSAIC PAVEMENT on the foot-way contiguous to their shop. Attention to this CAUTION is necessary to prevent mistakes, in consequence of the *unprincipled* conduct of a person in the immediate neighbourhood using the name of HARRIS & SON over the Windows of his Shop, a few doors off.

R. CLAY, PRINTER, BREAD STREET HILL.

SELECT ARTICLES

PREPARED AND SOLD BY

THOMAS WHITE, CHEMIST, 24, CORNHILL, LONDON.

ROYAL ESSENCE OF EGLANTINE.

This well-known and highly fashionable scent for the Handkerchief, distinguished for its originality, and remarkable for its lasting and fragrant properties, is particularly recommended as a delicate and highly refreshing perfume, especially in crowded assemblies.—In Bottles, at 2s. 6d., 4s. 6d., and 8s. each.

CAMPHORATED COLOGNE, TINCTURE OF MYRRH, ROSES, &c.

This elegant and delightful preparation of MYRRH, being made with Eau de Cologne, Camphor, and Roses, is highly recommended as a most cooling and refreshing wash for the mouth. It sweetens the breath, prevents tooth-ache and a receding of the gums, and by constant use, will render them firm and healthy.—In Bottles, at 2s. and 3s. 6d. each.

THOSE LADIES WHO SUFFER FROM NERVOUS HEAD-ACHES,

Or are subject to fainting in crowded rooms, should always keep by them WHITE'S AROMATIC PUNGENT ESSENCE, which has obtained the highest patronage. This Essence retains its strength a considerable time, being put in stoppered bottles, enclosed in morocco cases, price 3s. each case.

QUININE PEARL DENTRIFICE (established in 1837).

This excellent Tooth Powder, which possesses a most agreeable flavour, having now met with general approval from its efficacy in whitening the teeth and keeping the gums in a healthy state (being composed of "Quinine" and other antiseptic powders), is particularly recommended to all who study comfort and appearance, by having sound white teeth.—In Boxes, 2s. each.

WHITE'S COOLING APERIENT SEIDLITZ POWDERS.

These Powders possessing absorbent as well as aperient properties, are superior to all others for the relief of Heartburn, Indigestion, Bile, or Acidity of the Stomach, arising from a too free use of wines, spirits, or highly seasoned viands. They may be had recourse to, as an agreeable and efficient saline remedy, the fixed air they contain rendering them as refreshing as Soda Water. In Boxes, lined with tin foil, 2s. each (warranted to keep in any climate).

LEMON AND KALI.

The cooling properties of this delightful beverage cannot be too highly esteemed. It is of great value to those whose occupation is of a sedentary nature, or whose duties oblige them to frequent the crowded streets of large towns in hot weather, as a few draughts speedily remove head-aches compared in the form of a Powder.—In Bottles, at 1s. 6d., 5s. 6d., and 10s. each.

TO LADIES, HOUSEKEEPERS, AND OTHERS.

FEATHERS, WOOL, AND HAIR PERFECTLY PURIFIED BY TEYCHENNE,
WATERMAN, AND POWELL,

Manufacturers by Appointment to HER MAJESTY, of Feather Beds, and French Mattresses, &c. This new and truly important chemical discovery is highly approved, and strongly recommended by the most eminent Medical Gentlemen, and Scientific Chemists of the day, for effectually removing and cleansing all the natural impurities of Grease, Dust, Dirt, and all other deleterious matter in Feathers, Wool, Hair, &c., and retained in them by the present imperfect system of Drossing. By this process, Feathers, however old, are restored to their original state—greater elasticity given, and a consequent and astonishing increase of bulk, so that a quantity of feathers sufficient only for three Beds, will, after undergoing this process, generally make four. Orders received and punctually attended to at the Manufactory, Welis-street, and Red Cross-square, Cripplegate, and

THE LONG-SOUGHT DESIDERATUM IN SUMMER GLOVES.

J. WATERMAN begs to inform his friends that he has just introduced an entirely new article, entitled the "Sine-qua-non fast-colour THREAD-GLOVE," which will stand an any number of times washing without the least fading, an advantage never before obtained.—To be had only at J. WATERMAN'S Outfitting Warehouse, 59, Threadneedle-street.

BEAUTIFUL WOMEN.

The Thorn that veils the Primrose from our view, is not more invidious in Nature, than superfluous hair on the Face, Neck or Arms of Beauty. For its removal, Hubert's Roseate Powder stands pre-eminent. Beware of Counterfeits. The Genuine has been signed G. H. Hogard, for the last forty years. Sold for the Proprietor, by Hooper, Chemist, 24, Russell-street, Covent Garden, and by most Perfumers. Price 4s., or two in one Parcel, 7s.

FREEMAN'S SWEET ESSENCE OF SENNA.

C The most agreeable, safe, and efficacious Aperient for females, and children, the aged and delicate, the nervous, the bilious, the habitually constive, and those suffering from Piles, Flatulence, Worms, Sickness, or vent mhead-ache. To children suffering from difficult dentition it will afford instant relief. It is particularly the name noted for ladies during pregnancy, and so peculiarly pleasant to the taste, that children will take it with a ve relish. Patroized by Her Majesty, the Queen Dowager, many of the Nobility, the Physicians to the and the most eminent of the faculty.—Sold in bottles at 1s. 1 d., 2s. 6d., 4s. 6d., 11s., and 20s. each, by the Medicine Vendors and Druggists.

CHALLENGE TO THE WORLD FOR FAIR COMPLEXION.

TO THE LADIES,

UNDER THE PATRONAGE OF ROYALTY.

**COCKBURN'S ORIENTAL BOTANICAL
PREPARATION.**

For almost instantly and effectually removing all Blisters, Pimples, Freckles, Tan Spots, and every other cutaneous Eruption of the skin. After one application of the Botanic Extract, which must be used twice or three times a day, a wonderful change will at once be perceived, and in the course of a few days the complexion will assume a beautiful roseate hue appearance. The extract to apply is of a most agreeable nature, and the first application will prove its surprising efficacy.

Prepared and Sold Wholesale and Retail, by the sole Proprietors, George H. J. Cockburn, and Barclay and Sons, Farringdon-street, London, in Bottles, at 2s. 9d. and 4s. 6d. each, with full directions for use: also by Sanger, 110, Oxford-street; Keating, St. Paul's Church-yard; Prou, 29, Strand; Hanney and Co., 63, Oxford-street; Butler and Co., 4, Cheapside, and all other Chemists in the Kingdom.

The above can be sent to any part, on receipt of a Post-Office Order, to be made payable to Mr. George Henry John Cockburn, 9, Aldgate, London.

STOOPING OF THE SHOULDERS AND CONTRACTION OF THE CHEST



Are entirely prevented, and gently and effectually removed in Youth, and Ladies and Gentlemen, by the occasional use of the IMPROVED ELASTIC CHEST EXPANDER, which is light, simple, easily applied, either above or beneath the dress, and worn without any uncomfortable constraint or impediment to exercise. To young persons especially it is highly beneficial, immediately producing an evident IMPROVEMENT in the FIGURE, and tending greatly to prevent the incursion of PULMONARY DISEASES; whilst to the Invalid, and those much engaged in sedentary pursuits, such as Reading or Studying, Working, Drawing, or Music, it is found to be invaluable, as it expands the Chest, and affords a great support to the back. It is made in Silk, and can be forwarded, per post, by Mr. ALFRED BINYON, *Sole Manufacturer and Proprietor*, No. 40, COVENT-GARDEN, LONDON; or full particulars, with Prices and Mode of Measurement, &c., on receipt of a Postage Stamp,

TO LADIES.

T. LEE, Goldsmith and Artiste in Hair, 41, Rathbone-place, respectfully invites attention to his new invented secure Hair Bracelets, Chains, Rings, in an immense variety of new, elegant, and recherché patterns, mounted in Fine Gold and in the most Fashionable Style. Every article manufactured upon the premises and under his direct care and superintendance; thereby securing to all who entrust their own Hair or the memorials of their departed friends, the certainty of having the same returned to them speedily executed with most superior workmanship, and Charges Strictly Moderate. Patterns sent to all parts of England.

ORNAMENTS IN HAIR.

To Ladies or Gentlemen wishing to preserve the hair of a relative or friend—Dewdney, on account of the unlimited confidence reposed in him, feels much pleasure in announcing the following charges for beautifully making and mounting, with best gold, "souvenirs in hair:"—Chains from 5s. 6d. each; Rings ditto, 3s. 6d.; Brooches ditto, 7s.; Bracelets, 12s.; Devices of flowers, Feathers, &c. from 1s. each. Any of the above articles may be sent free to any part of the Kingdom, on receipt of Hair and Post-office order.—George Dewdney, Artist, (from Paris), 172, Fenchurch-street, three doors from Gracechurch-street.

