



Aunt Martha's

Work Basket

HOME AND NEEDLECRAFT
For PLEASURE and PROFIT

VOLUME 1

NO. 1



IDEAS for the Bazaar, the Home,
Gifts and Sparetime Money-makers
—with Many Inexpensive, Easily
Made Articles that find a Ready Sale.

FROM time to time I have assembled a number of my designs into a WORKBASKET collection. These have always been extremely popular, so now I have decided to enlarge this and make it a regular feature calling it "AUNT MARTHA'S WORKBASKET—Home and Needlecraft for Pleasure and Profit." That title really tells the story. Let me repeat "For Pleasure and Profit." Many of you, of course, are interested in items for your own home and for gifts, but these same designs which appeal to you, are equally appealing to others. So those of you, interested in earning extra money, will find my WORKBASKET a valuable help and guide. In fact each issue, I believe, will be worth many dollars to you.

Regular space does not permit my showing or telling you about all the wonderful things that can be done in one's spare time, so this will enable me to show you a great many things that you possibly would never learn about otherwise.

As has been my policy in the past I will show you each month the latest and most popular needlework designs, but now I will be able to show you a larger number and in this little booklet I will give you actual directions and patterns for a variety of items. You have usually paid at least 10c for single patterns or directions. Here you have at least three such items and, as these are produced in volume, I am giving you the advantage of the saving—only 15c for single copies. If you subscribe for twelve issues now, you get what you would normally pay at least \$3.60 for, at only \$1.00. See the back cover for Special Offer.



The Pleasure of Work

Everyone of us at some time or another has probably been guilty of feeling that we would like to get away from so much work and have simply nothing to do for awhile. Most of us find out, however, that as soon as we get this vacation, the time begins to hang heavily on our hands and we really long for the return to our customary routine. All of us know of people who have gone for extended trips or vacations, only to return before their time was half up. We have also seen what happens to many folks when they feel they are in a position to retire and settle down to a life of ease. Invariably, their life is cut short many years. This is especially true of men. Women, as a rule have been more inclined to do needlework, etc., so they continue to find something to occupy their time.


It is a wonderful blessing that they can do this, for occupying the hands as well as the mind not only has physical benefits, but practical things are

created as well. Many a home has been practically furnished with handwork. By using various needlework ideas for pick-up work whenever time is available, we can add so much to the attractiveness and comfort of our homes. This in itself not only justifies the effort and the end, but it is a real pleasure and brings us the satisfaction of knowing that we are doing something worthwhile.

Save and Bind

It is impossible to give you more than just a hint of things in store for you, but as a practical needleworker you will find these invaluable. Without fail, save every issue, later bind them, and I am sure they will become one of your priceless treasures. Later I will give you book-binding directions for these as well as others that will enable you to earn extra money.

In This Issue



This season when everyone is looking for bazaar and gift items what could be more attractive or practical than the pajama bag which serves equally well as a pillow?

The vari-colored sheen of it makes it lovely beyond words. Refreshment sets are greatly in demand, and this Whirling Star design is ever so charming—and here is the secret—it goes fast, and you possibly have enough odds and ends of material to make several sets. One lady has been making and selling these for \$1.00 a set.

If you have some flour, sugar sacks, or feed bags you are in luck—if you don't have them, you can get an inexpensive muslin or even cross-barred tea toweling. Yes, that's it—tea tow-

els. Everyone always seems to be short of tea towels and when worked with a clever design, they are so acceptable.

Coasters, to protect the table from cold glasses, are very popular, and you will find directions for making these from odds and ends of material which practically everyone has on hand.

Notice the design on the back cover. Can't you visualize the beauty of this motif when done in cutwork? A single corner may be used for napkins. You may also trace the four sections of this in the corners of a larger cloth (12" squares for example). These may serve as place cloths or you may join these together making a cloth of any desired size. In the center will be found a design to be used for a refreshment set to match.

The Future

You don't have to be a crystal gazer to foretell the future as far as the WORK-BASKET is concerned. I am going to share the secret with you as to some of the forthcoming issues. Right now crochet is the thing, so I am going to give you directions for a purse, also a beret and scarf. These are all done in a mesh filet stitch that goes fast. You will note I am strong for designs that work up quickly. If you are making these to sell, this is doubly important. This purse was designed first as a gift—a lady saw it and ordered one for herself. She told a friend about it and this friend ordered four of them at \$1.50 each complete.



Just before Christmas stuffed animals and rag dolls are popular, and I'll have some new designs.

Later there will be monograms, pillow slips, and of course, tea towels,

pan holders, and related articles from time to time. Everyone loses her heart to the baby, and soon I will devote an issue to "Layette and Toddler" designs. They will all be new original creations.

Mrs. J. L. has made thirty dresses at \$6.50 apiece in the last three months and has orders for three more at this writing. In the next issue I will give you a picture of this exceedingly popular one-piece model, as well as the directions for making it.

SPECIAL—Those of you living where you can get corn husks or leaves are in luck for I have just worked out a way of making the loveliest shopping bags, crochet and knitting bags, purses, etc. These can be made so gay and colorful you'd never suspect their lowly origin. They can be made in a jiffy too—in the next issue of the WORKBASKET I'll tell you how to make these new creations. The few friends that I have let see these have simply raved about them, and I am sure they will be equally as thrilling to you and your friends.

Aunt Martha's Library of Quilt and Quilting Patterns



Imagine the joy and pride of having this library — there are 73 accurate patchwork and applique patterns with seams allowed, giving color suggestions, estimated yardage, etc. There are 41 complete full size quilting patterns, something suitable for almost any quilt. Many interesting borders and fill-in designs are included. These are all new quilting patterns that I have never before offered or shown. They alone are worth the price of the complete collection.

In addition to these 114 patterns, there are pictured over 130 quilting and nearly 250 quilt designs. Practically all of the quilts are shown in various colors that add so much to their beauty and practical use. There are also shown dozens of gift, novelty and bazaar items—all things that may be inexpensively made at home.

Among the patterns you will find many of the practical favorites, such as the various star quilts like Lone Star, Star upon Stars, Broken Star, Flower Garden (showing eight different ways of setting the hexagons), Double Irish Chain, Dogwood, Trip Around the World, Carolina Rose, Colonial Rose, Delectable Mountains, etc. Most of the patterns are of designs that have been winners at various quilt fairs, including the Century of Progress.

I wish that space permitted my showing and naming all of these beautiful creations, but I know you will be thrilled beyond words. No quilt lover should be without this unparalleled collection. Best of all, I have reduced

costs on this and am offering the complete collection as described and shown for only 50c as number C4004.

The Bazaar Season

It is now the time of year when practically every community starts planning for their bazaars, and it is only natural that there should be a great deal of friendly competition and rivalry as to who shall bring the most unique and salable items. I am glad that in the past I have been able to help so many of my friends with their bazaar ideas, and this year I am giving you suggestions and ideas for many new novelties. On page 5 you will find a brief description of the Bazaar Collection which I offered last year. Here are a few of the comments made in regard to this. "I have enjoyed your pattern C5700 so much that I would like to have another one." "Received Aunt Martha's Favorite Bazaar Collection, and think it is just wonderful." "Please send me Aunt Martha's Favorite Bazaar Collection. If this collection is as satisfactory as the pieces I sent for and received, it is worth many times the price. I was taken seriously ill just after receiving them and was unable to write you. Am a semi-invalid so spend my time piecing quilts and doing fancy work."

Miss E. P. in sending for the Bazaar Collection states, "I do like the NUMO patterns so much better because you can use them so often. I have sent for several different patterns and enjoyed them very much. I want to say that I sure enjoy getting the paper and so love the patterns in it. I am quilting for people and making them to sell. It helps me so much that I can send to you for patterns. The last order I sent to you pleased me so much I just must send for more."

Glad to End Your Troubles

Miss E. H. writes me "I am enclosing 25c for your Bazaar Collection. It sure strikes the right chord. I am getting ready for a bazaar, and when I saw this at a neighbor's, I was sure my troubles were at an end. Mrs. G—has sent for some things and was delighted. After seeing your designs a friend of mine purchased from you sometime ago, I fell in love with them. Please send me Aunt Martha's latest WORKBASKET, just off the press. I had her last and it surely was a big help to me." Miss M. W., "I purchased the special combination of 15 animals along with other articles and must say that our Christmas Fair was a great success due to them. The Noah's Ark booth was the main attraction."

On page (5) you will also find a New Bazaar Collection which I believe you will find more complete, if that were possible, than the other one. You can hardly afford to be without both of these numbers. Mrs. T. C. C. says, "I never saw so many clever designs in any catalog I have ever had."


Aunt Martha's Favorite Bazaar Collections

With my busy friends in mind, as they prepare for the forthcoming bazaar and gift season, I have compiled AUNT MARTHA'S FAVORITE BAZAAR COLLECTION. A veritable treasure chest is in store for you, for you will find patterns, designs and directions for dozens of items—the illustration can only give you a faint idea of what to expect.

Here are some of the things you will find: More than a dozen quilt patterns with accurate cutting outlines, directions and estimated yardage. Among these patterns are such choice gems as the Dresden Plate, Grandmother's or Japanese Fan, Suspension Bridge, 54-40 or Fight, Texas Star, Ship o'Dreams, Wild Rose, Dahlia, Tulip, Hexagon, Rosebud, etc.

You will find complete quilting patterns for a 12-inch sunflower, 9-inch whirling rose, 6-inch feather circle, four 3-inch borders, and 9 small fill-in designs.

Then there is the hot iron transfer that will stamp a pair of pillow slips in the colors they are to be embroidered also a lovely new daffodil luncheon set, with four place cloths and napkin corners. These also stamp in colors, as well as a cuddle toy duck.

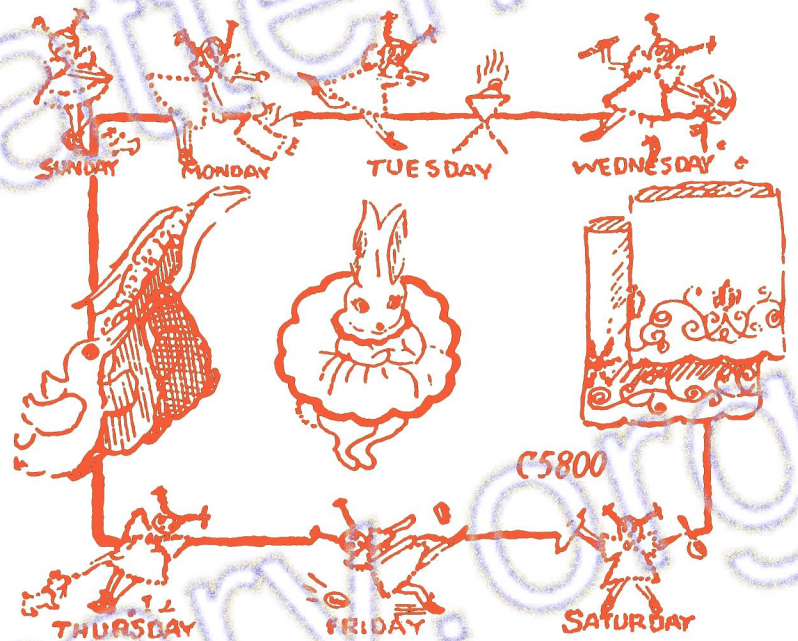


The following items will be found on NUMO hot iron transfers—the ones that are good for several stampings—three or four times! An especially adorable set of four Dutch designs that may be used for tea towels, or breakfast set, and a matching Dutch boy and girl pan holder set. There are guest towel designs, dolls, toys, reversible Topsy and Eva doll, etc.

I believe that never before have you had such a valuable collection, and at such an economical price. Normally you would pay at least \$2.00 for such a collection of patterns, but to help you make your shopping budget go so much farther this year, I am assembling and printing these in large quantities and giving you the advantage—so the whole collection comes to you for only 25c. Just order by number C5500.

Space does not permit my showing you but a glimpse of the many designs this contains. No gift or bazaar season is complete without pan holders, and here we have a number of sets; in the illustration you will find coy Miss Bunny as well as the three greedy ducks hanging by their bills from an ear of corn.

We must have more tea towel designs, and this gives some clever new ones especially saved for this collec-



tion. There is a darling little Dutch girl to have appliqued aprons and hats from the scrap bag, and there is subtle mirth in the precarious adventures of Cross Stitch Mary as she dashes about the daily tasks.

For the youngsters we must have toys, so you will find directions and outlines for a stuffed rabbit a clown doll, Little Red Riding Hood and a Puss in Boots kitten. There is also a child's apron with a Mother Goose on it, and "The Three Little Kittens that Lost Their Mittens," bib designs.

There are designs for two pair of pillow slips, a new fruit design for a luncheon set, string holder, dusters, etc. Last, but not least, is a new crib quilt that may be stamped on 9 or 12-inch blocks. There are 9 pictures in this series each suggesting a fascinating story—there's the lamb skipping rope, Mr. Twisty Piggie Tail, gleefully hopping along, Miss Mouse learning to sing, the rabbit school master, Mr. Frog, the Kitten in the Shoe, Johnnie Chick out for a walk, while Mrs. Hen goes to market, and Donald Quack angrily demands more food.

In this collection I have put my most cherished new creations and knowing the response this will bring from my readers, I have reduced costs to a volume-productios basis, so the complete assortment costs you only a fraction of what you would expect to pay. These designs are all given in the now famous "Aunt Martha's NUMO Hot Iron Transfers," the kind you should always get. For this means you can get several stampings from each design. Just ask for Number C5800, 25c, and get this wonderful collection.

Pajama Bag or Pillow

On the cover of your WORKBASKET you will find a picture of an exceptionally beautiful pajama bag in a variety of colors. These colors may be changed to harmonize with the color scheme of your room. You will find this a most practical article as well as decorative. It will thrill any miss as a pajama bag, but it may even make its way into the living room as an occasional pillow.

This design has been made in yellow, turquoise or light blue, salmon rose or pink, medium green and ecru, in Frost-Tone. This is a mercerized pre-shrunk material that has a beautiful sheen and will give exceptional service. Of course, you may use other materials, but I have found this unexcelled for articles of this kind. While the amount of material will vary according to whether you crochet tight or loose, this will take approximately 75 yards of yellow, 85 yards of blue, 110 yards of salmon rose, 130 yards of green, and 200 yards of ecru. Frost-Tone comes in 600-yard cones at 53c for a single cone or 50c each per three, and you will find dozens of other uses for it. If you wish just the materials in these colors for making the pajama bag, I can supply them to you in skeins, each containing about 10 yards more than the above figures for 75c.

With yellow using a No. 3 hook ch 7, join—ch 3, make 19 d c in ch; 3 ch counts as 1 d c, making 20 in all. Ch 3—2 d c in each st (40) join. Ch 3, 1 d c in each of 3 sts 2 in next, repeat for row. With the blue ch 3, 1 d c in each 4 sts, 2 in next, repeat for row (Ch 3 always counts as first d c). Ch 3, 1 d c in each of 5 sts, 3 in next—repeat. With salmon rose ch 3, 1 d c in each of 4 sts, 3 in next, repeat. Ch 3, 2 d c in same st as ch, 1 in each of next 2, skip 2, 1 in each of next 2, 3 in next, 1 in each of next 2, skip 2, repeat for row. With green ch 3, 1 d c in each of next 2, 5 in next, 1 in each of next 2, skip 2, repeat. Ch 3, 1 in each of 3 d c, 3 in next, 1 in each of 3, skip 2, repeat. With beige ch 3, 1 d c in each of next 2, 2 d c in next st, 5 in next, 2 in next, 1 in each of next 2, skip 2, repeat. Ch 3, 1 d c in each of 4, 2 d c in next, 3

in next, 2 in next, 1 in each of 4, skip 2, repeat. With yellow ch 3, 1 d c in each of 6, 3 in next, 1 in each of next 6, skip 2, repeat. Ch 3, make row same as last one. With blue ch 3, 1 in each of 6 sts, 5 in next, 1 in each of 6, skip 2, repeat. Ch 3, 1 in each of 7 sts, 3 in next, 1 in each of 7, skip 2, repeat. With salmon rose ch 3, row same as last row. Ch 3, 1 in each of 7 sts, 5 in next, 1 in each of 7, skip 2, repeat. With green ch 3, 1 d c in each of 8 sts, 3 in next, 1 in each of 8, skip 2, repeat. Ch 3, 1 in each of 8 sts, 5 in next, 1 in each of 8, skip 2, repeat.

Back

With beige or white catch thread around back of d c in last row. Ch 3, skip 3, d c and catch around back of next st. Repeat for row. Ch 5, make d c in d c, ch 2, and repeat. Make 8 rows filet with 2 ch between d c. Then make 7 rows with 1 ch between d c. Make cord of chain stitch, about 20 inches long, knot ends and thread through last row of meshes draw back together.



All Children Love These Animal Friends

Twelve of the child's animal and barn-yard friends are stamped on 9-inch blocks of soft white muslin. Makes an ideal crib quilt when set together with strips or squares. No. C266, the set stamped in blue, only 39c. A blue Numo hot iron transfer good for several stampings No. C266T, 20c.

How and Where to Sell

Occasionally someone writes to me asking if I can buy up finished articles or can refer them to some sales outlet. Unfortunately I do not have contact with buyers and sell only directions, patterns, and material. Any of my readers, however, wishing to BUY or exchange items may write me describing what they wish, and I shall be glad to print as many of them as I have room for each month. I cannot assume any responsibility on this, but am merely doing it as an accommodation.

Most folks find the best market right in their own community among their friends and neighbors. Bear in mind that you have a salable piece of merchandise to sell just like anyone engaged in regular business. With that thought in mind do not make the mistake of attempting to interest folks in an article on a basis of sympathy or that you are trying to earn extra money.



As soon as one makes an appeal for sympathy or begins to tell other folks her troubles, the listener thinks about all her own problems and you have closed the way towards making a sale. Instead, be cheerful and smiling,

point out the beauty, practical use, and economy of the item you wish to sell. Mary Jane will certainly be tickled with one of these colorful pajama bags on her bed, or Aunt Helen would certainly appreciate a set of these tea towels as a gift and it would add such a cheerful note to her kitchen.

I trust and hope you will get the idea from these suggestions, as the point I am trying to make is to be constructive and positive rather than negative.


Gift and Shower Suggestions

This is the time of year that all of us are looking for shower gift suggestions and ideas, as well as something to help brighten up your own homes. Here is that wish fulfilled. Imagine getting all of these popular and attractive designs assembled in portfolio form, at a frac-

12 beverage napkins. Complete, number C5553, 25c.

In Volume II you will find all different patterns. There are 7 Animated Dish designs for tea towels, 3 Kitten pan holders 12 designs for Parade of the Nations quilt, Card Symbol luncheon set, sheet and pillow case set, 4 Romance tea towel designs, and finger tip or guest towels. Order number C5554, only 25c.

These books will make attractive and very acceptable presents, or you can make dozens of articles from them. Remember these are the popular NUMO hot iron transfers that are good for several stampings. Here is the best news of all, order both books together as number C55534, for only 40c, and get over \$2.00 worth of transfers.



tion of their usual selling price. The illustration shows just a few of the many lovely things.

In Volume I you will find NUMO patterns for 7 Dutch Girl tea towel designs, 3 Flower Face Pan Holders, 12 Friendly Animals for crib quilt, Flower Face luncheon set, sheet and pillow case set, Lily Pad and Frog pillow, and

In sponging woolens, lay the material flat on a table and place over it a wet sheet, wrung out so it will not drip. Start at one end and roll material and sheet together and let stand for about 12 hours. Then press on the wrong side with a moderately hot iron but be careful not to scorch, for wool scorches easily.

At least once a year, take down shades, stretch them out on a flat surface and after dusting them thoroughly, go over them with a wet (not dripping) cloth rubbed slightly with white soap. Clean a portion of the shade at a time, rinsing off the soap with a cloth squeezed out of clear water. Dry thoroughly.



Old Nursery Friends

A nursery or crib quilt made of embroidered blocks illustrating 12 of the well known old favorite Mother Goose stories. There is Simple Simon, The Dish and The Spoon, Jack Who Was So Nimble, The Pig That Went to Market, The Old Woman Who Lived in a Shoe, The Three Little Kittens, Little Boy Blue, Mary and Her Garden, Humpty Dumpty, Little Jack Horner, Little Miss Muffet and the ever popular Three Bears.

These 9-inch blocks come stamped in the colors in which they are to be embroidered. On fine soft white muslin, No. C282M, 50c. If you wish a NUMO hot iron transfer, good for three or four stampings, all in blue, order No. C282T, 20c.



A Booth of Crochet for the Bazaar

As crochet is so popular now, I've selected a number of easily made articles, taking little materials, that will be exceptionally appropriate for gifts and bazaar items. As you know something just a little bit different always appeals, and a bazaar booth with these items would be the main attraction, I am sure.

Coat hangers may be covered in a few minutes and a touch of color is added on one with small roses and green leaves. The other has the cutest cluster of violets you could imagine. Pillow slips edged with crochet are practical and popular. The pajama bag in the left-hand corner is most gorgeously colored, and may be used as a decorative pillow as well. For the dressing table there is a powder puff

with a crocheted back attached to a stick wrapped in ribbon.

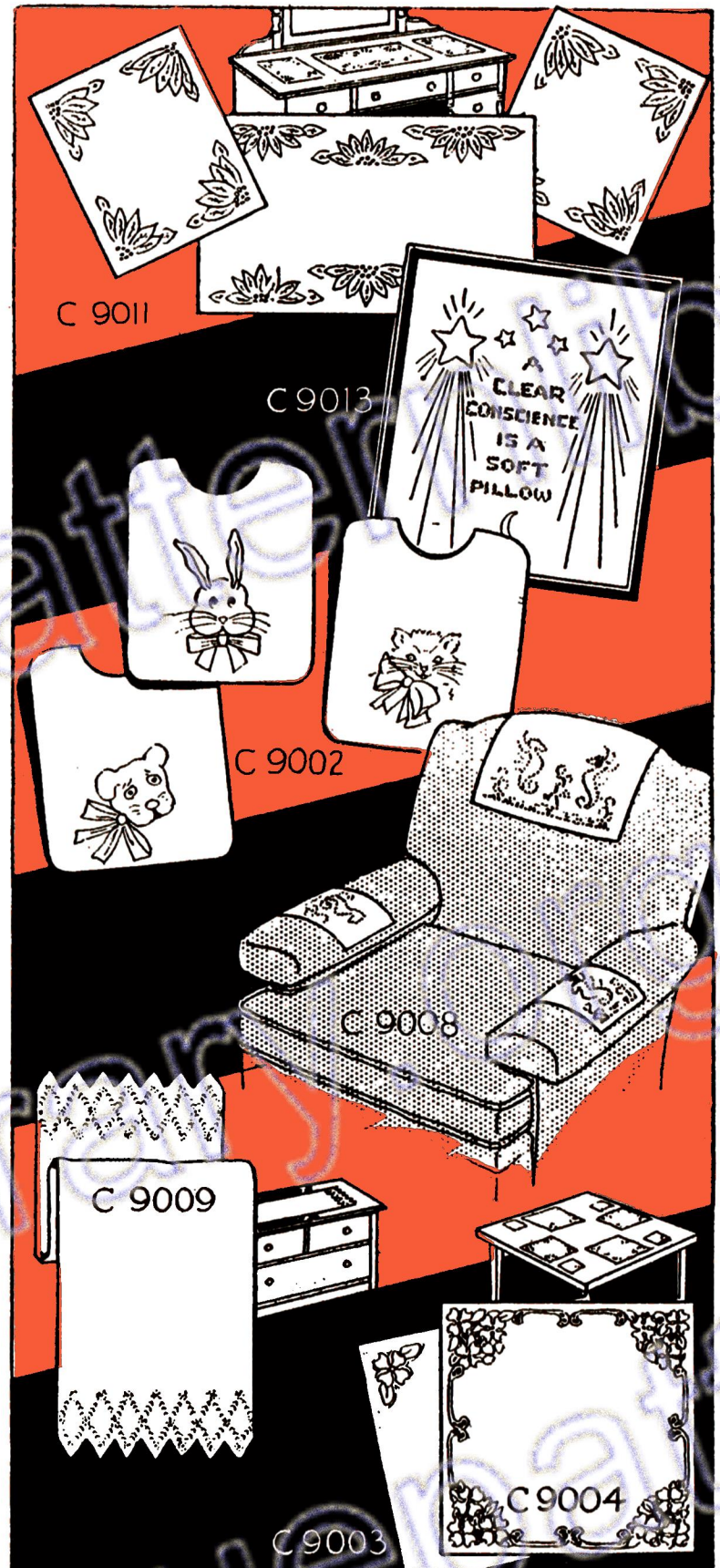
The beret, scarf, and purse are in exceptionally good taste. Collars, cuffs, and gloves are always acceptable items for the wardrobe. The small sombrero is a practical novelty. The crown of the hat holds the thimble, and the brim is double to hold an assortment of needles. I haven't forgotten the kitchen and you will find a pair of pan holders to be done in filet.

Many of these items may be made from odds and ends of string, like covering the coat hangers, etc. Complete directions for all of these articles with enough mercerized crochet material in the proper colors to make the lovely flowers and leaves for four coat hangers may be had as C6045M at 25c, or just the directions, C6045D, are 10c.

Let's Go Shopping

Here's your chance to do your "Dime Store" shopping for gifts and novelties at only 10c apiece. C9011, 3-piece poinsettia vanity design stamped in 3 colors on 9x28-in. fine art linen. C9013—12x14-in. pure linen sampler "A Clear Conscience Is a Soft Pillow." C9002—set of three bibs on muslin with applique bows included. C9008—sea horse design art linen arm and chair back set stamped in 4 colors. C9009—12x42-in. muslin scarf stamped in 3 colors. C9004—12-in. square pure linen stamped for cutwork. These may be used singly as place cloths or joined together making a larger cloth. C9003—12-in. pure linen napkin with matching corner design. Owing to mailing and postage costs, no order for these numbers on material can be accepted for less than five items—your choice of numbers.

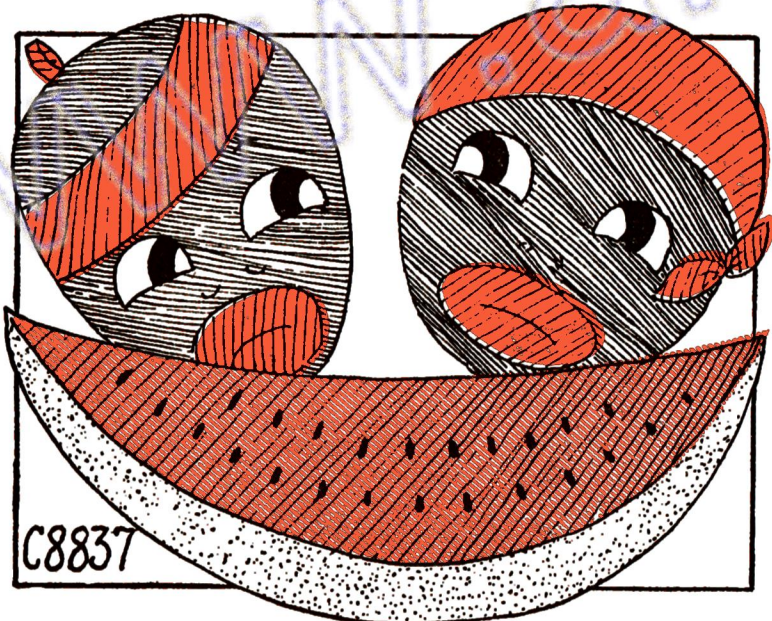
If you like to stamp your own materials, I have arranged these seven designs as shown on a NUMO hot iron transfer good for several stampings. Ask for C8303, 10c.



Happy House!

By Roberta Symmes

My house may be small—
But what does it matter?
It's easy to fill up
With brave, cheery chatter—
The quicker to listen
To little feet's patter.
My house may be small—
But what am I caring?
It's big enough quite
A song to be hearing—
And roomy enough
Other griefs to be sharing.
My house may be small—
But daily it's growing
With seeds of contentment
And love it is sowing—
With deep understanding
And wisdom it's knowing.



When soot falls on the carpet or rug, never attempt to sweep it up at once, for the result is sure to be a disfiguring mark. Cover it thickly with well-dried salt, which will enable it to be swept up cleanly and the slightest stain will go.

Jemima and Sambo

"Well, for land's sake," if here isn't Aunt Jemima and her little boy, Sambo, in a pan holder set with a big juicy slice of watermelon forming the pocket to keep them in. These come all stamped in the appropriate colors on material with floss ready for a few moments with shears and needle. Order number C8837, 25c for the set, or C88373 for three complete sets, 65c. Hot iron transfer for one set number C8837T, 10c, or for three sets C88373T, 20c.

NUMO Hot Iron Transfers

Aunt Martha's NUMO hot iron transfers ARE DIFFERENT. NUMO really means new method, so in using these patterns read the directions carefully. You have noticed the phrase "Usable Several Times." The number of stampings you get will depend upon care and experience, but anyone should get three or four and on up. In tests we have made as many as 49 stampings from a single pattern.

The old style hot iron transfers with which you are familiar transferred quickly with a warm iron and when used once were worn out. The secret of getting several stampings from a

NUMO pattern is the fact that the design is transferred slowly. The iron must be very hot, and you must allow time for the deposit of color to be made. Formerly you often found when you made the transfer that you had a wide smeared line. The line from the NUMO does not smear or smudge, but makes a clear distinct line that is easy to follow. NUMO patterns sell for no more—in fact they sell for less than many hot iron transfers, so in buying transfers, for your own sake you should always insist upon getting one of Aunt Martha's NUMO hot iron transfers.

The Better Selling Things

In making things for sale you will find the small inexpensive items not only are made more quickly, but are more easily sold. This, of course, works to your advantage. You can readily understand why. There are many people who will spend a small amount of money, but who could not possibly afford to spend a large amount. The things that sell best are usable little items that everyone needs and admires, but does not have the time to make or cannot afford to pay the store price.

Frequently folks ask me how much they should charge for making an item, but this is a question that is almost impossible to answer. It depends on whom you are making it for. If it is for a friend or neighbor that has done you a favor you might be willing to make the item for much less than you would for someone else. Usually the selling price is judged by the buyer's willingness and ability to pay. Many small items are made in odd moments and, of course, whatever you get for them is just that much extra money.

Among the larger items being made are knit and crochet dresses, and they are being done for all kinds of prices. Some women buy material for two dresses and have someone make them, letting her keep one dress for her work. The quality of the material, of course, would have a lot to do in cases of this kind.

The size and style of dress, however, govern the amount of work. I have heard of dresses being made for as little as \$5.00, but \$7.50 to \$10.00 seems to be more common. Some persons are getting as much as \$15.00 to \$20.00, but the average person does not have that much to put into a garment.

\$57.00 Profit

As an example of what can be done with NUMO hot iron transfers, Mrs. W. R. W. says, "As chairman of the Novelty Committee at a recent bazaar, I found the NUMO transfers not only


up-to-the-minute in style, but very economical. As we make from three to six articles of each design, time and money was saved by using again and again these easy transfers.

We used patterns of both Vol. I and Vol. II (Aunt Martha's Portfolio Hot Iron Transfers, Vol. I C5553, 25c, and Vol. II at the same price is C5554) besides many special ones.

Ours was the outstanding booth in appearance and yielded double the amount of any other booth—a profit of \$57.00."

And M. R. shows her preference for the NUMO patterns by stating, "When I received my first package of 'Aunt Martha's NUMO Hot Iron Transfers' I was like a small child with a new toy. I had to put them to the 'test' as quickly as I could, and I was greatly amazed at the excellent results in producing a clear vision of the outline. One who is interested in hot iron transfers must be sure of a true, clear 'take-off' which only 'Aunt Martha's NUMO Hot Iron Transfers' can give."

Here's Your Chance to Earn \$1.00



Many of my readers, I know, have interesting experiences in making needlework items, in selling their designs to other folks, etc. I would like to have you write me a short letter about this so I can pass these valuable ideas along to others. For every letter accepted and published, I will pay \$1.00. It will take you only a few moments to write your letter, and I am sure the exchange of ideas and experiences will prove helpful to everyone. As the next issue goes to press right away, let me hear from you soon.

Refreshment Set

Refreshment sets are greatly in demand, not only in serving practical purposes but in adding to the beauty of the setting. The sample shown on the cover is made in green and white, but other color combinations are equally attractive. While you may have enough odds and ends to make these, this design was made in pre-shrunk Frost-Tone, and its mercerized sheen adds to the beauty. To make a set of six coasters and the mat for the pitcher requires about 175 yards of each color. I can supply this at 40c per set, or you can buy the 600-yard cones as shown on page 13.

Directions

To make the larger mat use a No. 1 hook and Frost-Tone in two colors, or

a color and white. Work with both threads, crocheting over one with the other. Ch 5, join and make 1 s c in white taking off loop with color, 1 s c in color taking loop off with white. Alternate colors until there are 5 s c of each color.

Next row, work white over white s c, color over color s c, this will produce the star design. Make 2 s c in 1st st, 2 in every st on row. Next row 2 s c in first st, 1 in next. Continue in this way until there are 13 s c between the increases. Next row, s c all around in white. No increases. Last row, s c in color.

Small Mat

Work up to 10 s c between increases. Make border same as large mat.

Always Have Something New

A generation ago the manufacturers of buggies and wagons probably thought they would have a constant and permanent business. What happened, of course, is history, but the principle back of all this is the same whether it is machinery or the daintiest of hand embroidery. Styles and designs change. A few years ago everybody was making quilts, and they are still making them and always will. But I feel safe in saying that the biggest craze right now is for crochet. Today it may be a crocheted dress or bed spread, and tomorrow a filet design for a pillow slip edging.

Those of you who are desirous of selling your articles will find that after you have shown a refreshment set to a customer, it is old as far as she is concerned. While later she might be interested in buying it, her enthusiasm and attention will be much greater the next time if you have something new and different. If each time you see your friends and prospective customers you have something new and different to show them, you will soon establish the reputation of being very versatile and original, and they will look to you for new thoughts and ideas. That is why you are going to find this WORKBASKET invaluable, for it is going to be full of little hints and suggestions for things you can make, thus enabling you to keep ahead of others in this field.

When washing windows, mirrors or glassware, a little vinegar or ammonia in the suds will make the glass sparkle brightly.

In making a souffle add a pinch of soda to the beaten egg white. This helps to keep it fluffy and puffy.

Bouquets and

We have all heard the criticism made that we do not send flowers to our friends until they are being put away. I am happy to say, however, that the pleasant comments made by my readers are always received with a great deal of pleasure and satisfaction.

Mrs. M. H., referring to our bird quilt says, "I am getting along fine. Everyone is just wild over it, and I have a chance to sell the quilt when done" Mrs. W. L., in referring to the NUMO hot iron transfers which are usable several times says "I was telling a friend of mine about the transfer pattern that could be used several times, and she told me I was crazy. I would like to prove to her I am not crazy, so please send me C5554." I am sure she was able to prove her point.

I hope you will receive the same pleasure and thrill as Mrs. G. F., "I have enjoyed so much looking through 'Aunt Martha's WORKBASKET.' It has some lovely suggestions in it." And I am going to make every issue just as interesting and valuable for my readers as possible.

Again referring to the state bird quilt (you will find this shown on the back of the envelope in which you receive your WORKBASKET), H. S. says "Please send me two series of bird blocks so I can begin mine. Aunt Sally G— has her first 24 already done. They are too beautiful for words. I can hardly wait to begin mine."


Include Stamped Envelope

I am always glad to hear from my readers, but please enclose an addressed government postcard or a stamped addressed envelope if you require a reply.

In writing me I'll be glad to have you express your preference for the type of material and patterns you'd like to receive through the WORKBASKET.


Aunt Jemima in Person

Everyone of us has probably had the secret ambition to have a dusky colored mammy helping about the house. Aunt Jemima so loves her job that she will almost work for nothing. She is so genial and sweet tempered that we can almost forgive her for scorching Sambo's Sunday pants. A hot iron transfer for the seven days of the week, is C8593T, 10c. A perforated pattern with wax free is number C8593P, 40c. Stamped on a soft muslin, cut 24x36 inches, with floss included, number C8593M, \$1.00.



For Pleasure and Profit

This book is a treasure chest of ideas for the expert or the beginner. Even though you have never held a hook, you will find each stitch and step outlined so that you can soon be making the most priceless treasures. You will find directions for the latest in dresses, hat, gloves, purse, collar and cuffs, buffet set, arm and chair back set, pan holder and hot dish mats and bedspreads, etc., etc. Even the juvenile articles have not been overlooked. You will find in this book almost anything you might wish to make. Just order number C6030, 10c.



Crochet Up-to-Date

The vogue for crochet is so popular and complete wardrobes with all the accessories are ever so smart now. This book is brimming full of ideas and suggestions with easy to follow directions. It contains directions for knit and cro-



chet dresses, including a child's dress, hats, a scarf, gloves, bracelets, bed shoes, belt, purse, lacy collar and cuff set, an afghan and bedspreads. Ask for number C6040, 10c.

You may obtain these two complete books of directions and the Jiffy blouse if ordered together as number C60301 for only 20c, and I will include samples of lovely crochet thread, showing the latest shades and colors.

Crochet a Blouse in a Jiffy

We've heard so much about jiffy-knit things that my friends who are crochet enthusiasts will certainly welcome this lacy jiffy-crochet blouse. The work goes so fast you'll be surprised how soon you have completed this dainty garment.

Mercerized crochet thread adds a lustrous sheen to enhance the beauty of the pretty shell stitch. The cape collar serves the purpose of cap sleeves for a sleeveless blouse, yet is comfortably cool. The peplum makes the blouse dressy enough for any occasion.

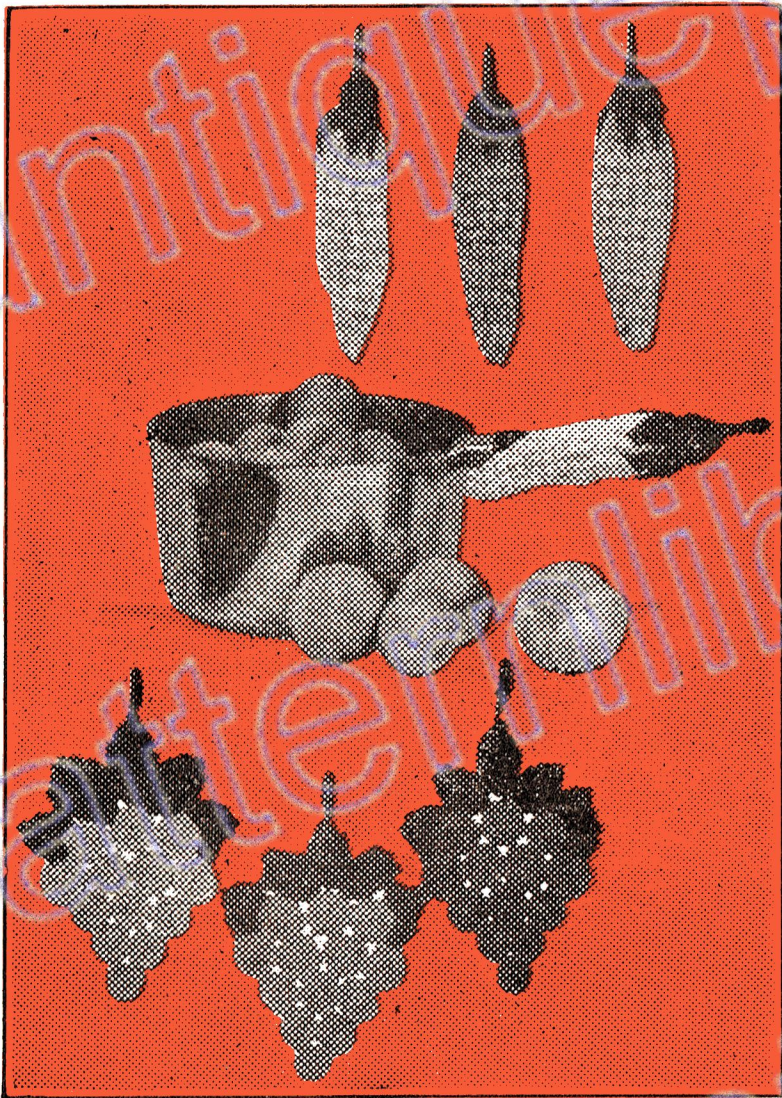
Number C6041 10c, tells you exactly how to proceed, giving an illustration of the stitch and complete directions for sizes 16-40, as well as the amount of material required with actual samples of thread.

The Gardener

By Harley R. Cowles.

Once God and I a garden made,
And how our flowers grew;
I gave my share with hoe and
spade,
He gave His sun and dew.

I thought myself a needed part
Of the tulips we had grown;
Until I saw wood violets,
That He had raised alone.



Crochet Corn and Grapes

The most unique and attractive pan holders you've ever seen, will be your thought when you see these two designs. One is a set of three realistic ears of corn with green leaves. The corn is done in popcorn stitch. Number C6043 gives directions and enough mercerized, preshrunk thread in three shades of yellow with green to make three holders for only 35c.

The others are luscious clusters of rose, green and light purple grapes with dark green leaves. These may be quickly done in crochet and are bound to be the hit of the bazaar, you will wish to remember a friend with a set, and have some for your very own. Easy directions, and enough mercerized, preshrunk thread to make the set of three, Number C6044, 35c. Just the directions for both sets are 10c, Number C60434.



Frost-Tone

Crochet and Knitting Cotton

While there are many makes of crochet and knitting cotton on the market, considering the price and quality, I have selected Frost-Tone as the most desirable to offer to my readers.

Frost-Tone is a color-fast, mercerized, pre-shrunk material that makes up exceptionally nice. This comes in 600-yard cones. You may obtain this in the following colors:

- | | |
|-------------|--------------|
| Bleach | Turquoise |
| Ecru | Lily Green |
| Ciel Pink | Medium Green |
| Salmon Rose | Dark Green |
| Rose Fraise | Yellow |
| Light Blue | Burnt Orange |
| Delft Blue | Ming Gold |
| Navy Blue | Lavender |
| Red | Brown |
| Black | Dark Brown |

You will find Frost-Tone economical as it comes to you postpaid at only 53c per cone for single cone, or when you order three or more cones at a time, the price is 50c each.

WARNING — Occasionally a reader gets the address of the Lily Mills from the wrapper and orders direct from them. They do not sell to anyone direct, however, but forward these orders to me for filling. Thus to save yourself time, send all orders as indicated on page 16.

Antique

Many of my readers have told me that the Lily Antique cotton is the loveliest material they have ever seen. This is not a mercerized thread, but is soft, fluffy, and lustrous. I am sure that you will be delighted with it for bed spreads and such work. This comes in 800-yard hanks in cream or white and may be had at 49c postpaid for single skeins or 46c when four skeins or more are ordered.

To clean piano keys, rub lightly with soft cloth moistened with alcohol. If slightly yellowed, dampen clean dry cloth with peroxide of hydrogen and rub over keys.

Half-inch adhesive plaster fastened on fruit jars and marked in ink makes the finest of labels. Jars can be washed and still the labels stick for many a re-fill.



Parade of the Nations

Every doting aunt or grandmother at some time or another just must make a crib quilt for that darling youngster. In fact several are usually made before they get too large for such things.

The thought of foreign lands and travel thrills all of us, and a quilt showing the native dress of the children of these foreign lands is not only entertaining but educational. I am

sure you will be interested in my "Parade of the Nations" series. The nice part of it is that you are saved the exertion as well as the expense of travel and can have these children come right to your very door. We can just take the trip in our imagination so we will embark now for Hawaii. We shall sometimes follow the water trails and when the notion strikes us we will go by plane to far away corners. At

our first stop on one of the Mid-Pacific islands, we see a brown-skinned native daughter dressed in her tapa cloth and lei wreath picking a bouquet of exotic flowers.

The flower in her black hair may be any bright color or may match her other flowers. The body is done in brown, the dress in shades of brown and orange. You will find many uses for these designs. They will work out nicely when transferred to nine-inch blocks and then joined in a quilt with strips or squares or alternating plain blocks. These may be done in outline embroidery or applique. For transferring lay the material over the paper and trace. Then after you are through tracing your pattern, the children will enjoy coloring these with school crayons.

If you prefer making an applique quilt, trace a second figure on paper, cutting it up into various parts and using these as patterns, cutting pieces slightly larger. Arms, head, and shoulders, as well as legs are brown. A print may be used for the dress, hair is black and gay flowers may be cut

from pretty prints and appliqued with leaves of green.

In each issue I will give you a new pattern from this series until you have twelve of them. Next time you will visit China. In case you should wish to get all twelve at once, stamped in blue on soft white muslin, you may order these as C491M for 39c. A NUMO hot iron transfer, C491T, is 20c.

Women and Loveliness

By Leslie Savage

Women and loveliness are always kin,
The homestead mother who could only
spin
A roughened cloth and dress in calico,
Who longed for cobweb lace and silken
bow,
Did she not hold against her baby's
skin,
As petal soft—a spray of jessamine?
Did she not still her whirring wheel
and hush
His cry to hear the flute of hermit
thrush
And wind that seemed a muted violin?
Women and loveliness are always kin.

Coasters or Glass Mats

To protect the table finish from cold glasses, you must have some coasters, and stores are doing a big business in these. With little effort, however, you can have a lovely set from the material which practically everyone has at hand. You may take a glass and cut a circle for your design, or if you prefer hexagons, use the diagram given here. The base may be made from a number of materials including stiff cardboard or double-faced corrugated

board. You probably have saved those fancy linings from your last year's Christmas card envelopes. With these or colored paper, cover your card board, or cut small pieces in various shapes—triangles, squares, etc., lapping them as you paste them in crazy patchwork fashion. Some paste has a tendency to make paper warp as well as cardboard curl up. If you have some rubber cement (tire patch cement from Dad's repair kit) use it, as it is ideal since it can be pressed down firm without warping or showing through. Use only a thin layer. The edge may be "bound" with black or color, cut in points and lapped somewhat like shingles.

You may waterproof your coasters by covering them with a coat of white shellac or moisture-proof cellophane. You should test this, however, to see that it does not warp and curl up when it comes in contact with a cold glass. If you wish to make your coasters really "snitzy" you can cut a base just a bit smaller from an old felt hat and glue it to the bottom.

If you are handy with the brush you may cover your coasters with plain brown wrapping paper and then paint little forget-me-nots or other designs on them. You will be surprised at the beauty and popularity of these little items.



Our Home and Needlecraft SUPPLEMENT

As you have gone through these pages I am sure you have gained many practical ideas, and it is my hope to make each issue more interesting than the last. This is a big task, and that is why I have asked my readers to write to me telling me of the things that are most interesting to them.

The cost of producing any article like the WORKBASKET is governed largely by the quantity. I have priced this on a volume basis and am giving you all these directions and patterns

at a BIG saving over what you would normally pay. You are getting from 30c to 40c worth of patterns here for only 15c. To enable me to figure ahead, however, I am making the price for twelve issues ridiculously low—only \$1.00 or 8 $\frac{1}{3}$ c per issue.

By sending in your \$1.00 now, you save further postage, help me in estimating quantities, and you will get your copies several weeks ahead of the regular announcement. So don't delay writing me today enclosing \$1.00.

Address All Correspondence and Send Orders to

**NEW ENGLAND HOMESTEAD
SPRINGFIELD, MASS.**

Enclosed find \$..... for which please send me the following:

.....
.....
.....

NAME.....

STREET OR R. F. D.....

TOWN..... STATE.....