

SECOND SERIES.

MRS. MEE'S

SHORTWAY EDGINGS.

BATH:

C. MEE, 41, MILSOM STREET.

LONDON:

BOGUE, FLEET STREET; ACKERMANN & CO., STRAND;

AND ALL BOOKSELLERS AND BERLIN WAREHOUSES.

**CITY PRESS, LONG LANE:
W. H. COLLINGRIDGE.**

EXPLANATION OF TERMS.

Make a chain of 20 stitches.—Tie a loop in your cotton, and take it on your needle ; continue to draw the cotton through till you have made the required number of loops. To make a chain stitch after a long stitch, or any other stitch ; having a loop on your needle, you merely take up the cotton and draw it through.

A stitch of double crochet.—After the foundation, or working any other stitch, you will have 1 loop on your needle ; insert the crochet through the next, and draw the cotton through ; this will make 2 loops on your needle : then draw the cotton through the 2 ; this will leave 1 loop, as at first.

Single crochet.—Having a loop on your needle, insert it in the loop or hole (as it may be) of the row before, and draw it through that and the loop on the needle.

To make a long stitch, having a loop on your needle.—Pass the cotton over your needle to the front, then draw the cotton through the next loop ; this will make 3 loops on your needle : then draw the cotton through 2 of these, and 2 loops will remain on the needle ; draw the cotton through these 2 : this finishes the stitch.

To make an extra long stitch.—Pass the thread twice over the needle, take up a loop, and draw the thread through, then draw the thread through 2 loops 3 times.

To make a treble long stitch.—Pass the thread 3 times over the needle, and take up a loop, drawing the thread through, then draw the thread through 2 loops, 4 times.

ADVERTISEMENT.

I particularly recommend the Boar's Head Cotton of Messrs. Walter Evans, of Derby. When I first introduced the varieties of open crochet, I tried every kind of cotton, and found none *equal to it*. The greatest advantage, besides its being more even and not so liable to twist as other cottons, is, that it keeps its colour after washing a greater length of time than any other, as many of the cottons become quite yellow after being in use a little while. Many of the Edgings are very pretty for trimming infant's clothes, and for handkerchiefs, &c. For these purposes use Evans' Mecklenburg Thread, the numbers 40, 50, 60, 70, 80, and 90, according to the quality of trimming you require.

Ladies experiencing any difficulty can have it explained by sending a stamped Envelope.

CORNELIA MEE.

41, *Milson Street, Bath.*

POINT EDGING.

No. 1.

Evans's Boar's Head Cotton, No. 12.

Make a chain of 21 stitches. Turn, miss 5 loops, work 1 long, make 2 chain, work 1 long, miss 2 loops, make 2 chain, work 1 long, miss 2 loops, make 2 chain, work 1 long, make 9 chain, work 1 long, miss 2 loops, make 2 chain, work a stitch of double crochet into the last loop, turn.

2nd row. Make 1 chain, and on the other side work into the 1st division, * 2 long, 3 chain, 2 long into the same place, make 1 chain, work a stitch of double crochet into the next division, make 1 chain, repeat from * once more, work 2 long, make 3 chain, work 2 long into the next division, work 2 long into the last division, which will be the point, 5 chain, work 2 long into the same place, *, work 2 long, 3 chain, 2 long into the next division, make 1 chain, work a stitch of double crochet into the next division, 1 chain, repeat from * once more, work 2 long, 3 chain, 2 long into the last division, then work 1 stitch of double crochet at the end, make 7 chain, and repeat, joining the centre of each point to the next leaf.

SHAMROCK EDGING.

No. 2.

Evans's Boar's Head Cotton, No. 14.

Make a chain of 9 stitches. Turn, miss 4, work a single stitch into the 5th loop, turn, make 5 chain, work a stitch of double crochet into the hole, make 5 chain, work a stitch of double crochet into the same place, make 5 chain, work a stitch of double crochet into the same place, turn, and in the 1st 5 chain work 1 double crochet, make 3 chain, work 1 double crochet, make 3 chain, work 1 double crochet, make 3 chain, work 1 double crochet, repeat in the other 2 divisions the same, work 4 double crochet down the stem, make 9 chain, and repeat, joining the centre of the last division of the 1st leaf, when it is the length required work on the foundation 2 long, 2 chain, miss 2 loops, and repeat.

SIMPLE OPEN EDGING.

No. 3.

Evans's Boar's Head Cotton, No. 10.

Make a chain of 14 stitches. Turn, miss 5 chain, work 2 long stitches into successive loops, make 2 chain, miss 2 loops, work 2 long stitches into successive loops, make 2 chain, work 1 long stitch into the last loop, make 2 chain, and work 3 more long stitches into the same loop with 2 chain between each, turn.

SHORTWAY EDGINGS.

7

2nd row. Make 5 chain, work 1 long into the 1st 2 chain, make 2 chain, 1 long into the next 2 chain, make 2 chain, work 1 long into the next 2 chain, 2 chain, 1 long into the next 2 chain, make 2 chain, 2 long into the next 2 chain, make 2 chain, work 2 long into the last division, and repeat from 1st row.

BEAUTIFUL LEAF PATTERN EDGING.

No. 4.

Evans's Boar's Head Cotton, No. 16.

Make a chain of 11. Turn, miss 6 loops, and work into the 7th 3 long, 3 chain, 3 long, make 2 chain, work a stitch of double crochet into the last loop, make 11 chain, turn, miss 4, work 1 single, turn, make 3 chain, work a stitch of double crochet into the hole, make 3 chain, work a stitch of double crochet into the same place, make 3 chain, work a stitch of double crochet into same place, turn, make 3 chain, work 2 long into the 1st division, make 3 chain, work 3 long into the same place, work 3 long, make 3 chain, and 3 long into the next division, 3 long, 3 chain, and 2 long into the next division, make 3 chain, work 1 single into the same place, work 4 double crochet down the stem, make 5 chain, work 3 long stitches, 3 chain, 3 long into the 3 chain of last row. Turn, make 3 chain, work 3 long, 3 chain, 3 long into the 3 chain of last row, make 2 chain, work a stitch of double crochet into the centre of the 5 chain in last row. Make 2 chain, work a stitch of double crochet into the centre of the 5 chain in last row. Make 2 chain, work a stitch of double crochet into the 1st of the

3 long stitches of the leaf, make 2 chain, work a stitch of double crochet into the 1st division of the leaf, make 9 chain, turn, miss 4, work 1 single, turn, make 5 chain, work a stitch of double crochet into the hole, make 5 chain, work a stitch of double crochet into the same place, make 5 chain, work a stitch of double crochet into the same place, turn, make 5 chain, work 2 long, 3 chain, 3 long into the 1st division, work 3 long, 3 chain, 3 long into the next division, work 3 long, 3 chain, 2 long into the next division, make 3 chain, 1 single into the same place, work 4 double crochet down the stem, make 8 chain, work 3 long, 3 chain, 3 long into the 3 chain of last row, turn, make 3 chain, work 3 long, 3 chain, 3 long into the 3 chain of last row, make 2 chain, work a stitch of double crochet into the 3rd chain stitch, make 11 chain, turn, miss 4, work 1 single, make 5 chain, work 1 double crochet into the hole, make 5 chain, work 1 stitch of double crochet into the same place, make 5 chain, work 1 of double crochet into the same place, turn, make 3 chain, join it to the centre of the 5 chain, work 2 long into the 1st division, make 1 chain, join it to the last stitch of double crochet of the stem, work 3 long into the same place, work 2 long into the next division, join it to the 1st of the long stitches in the 2nd leaf, work 1 long stitch, make 3 chain, work 3 long all into the same division, work 3 long, 3 chain, and 2 long into the next division, make 3 chain, work 1 of single crochet into the same place, then work 4 stitches of double crochet down the stem, make 5 chain, work 3 long, 3 chain, and 3 long into the 3 chain of last row, and repeat from 1st row.

SCALLOP EDGING.

No. 5.

Evans's Boar's Head Cotton, No. 14.

Make a chain of 9 stitches. Turn, miss 4, work 1 single, turn, make 5 chain, work 1 stitch of double crochet into the hole, make 5 chain, work a stitch of double crochet into the same place, make 5 chain, work a stitch of double crochet into the same place, turn, work a stitch of double crochet into the 1st division, make 3 chain, work a stitch of double crochet into the same place, make 3 chain, work a stitch of double crochet into the same place, repeat in the other divisions the same, work 4 double crochet down the stem, make 5 chain, work a stitch of double crochet into the 1st 3 chain, make 5 chain, work a stitch of double crochet into each of the next three chains, with 5 chains between each, make 5 chain, work a stitch of double crochet into the last stitch of the stem, work 5 stitches of double crochet into each of the 5 chain, turn, work 2 double crochet, make 5 chain, and work a stitch of double crochet into the centre of the 5 of double crochet, make 5 chain, and repeat this 8 times more, turn, work into the 1st 5 chain 1 of double crochet, 5 long, 1 of double crochet, repeat this 8 times more, make 13 chain, and repeat from 1st row.

EDGING.

No. 6.

Evans's Boar's Head Cotton, No. 16.

Make a chain of 18 stitches. Turn, miss 5, work a double

crochet stitch, make 2 chain, work a stitch of double crochet, missing 2 loops, repeat this 3 times more, turn, make 3 chain, work a stitch of double crochet into each of the 2 chain, with 3 chain between each, make 3 chain, work a stitch of double crochet into the point, work twice more into it, with 3 chain between each, work the other side to correspond, turn, make 4 chain, and work a stitch of double crochet into each of the 3 chain, with 4 chain between each, turn, and work 1 of double crochet into the 1st 4 chain, 3 long, and 1 of double crochet into the same place, repeat this 10 times more, make 9 chain, and repeat, joining it to the 1st leaf twice.

EDGING.

No. 7.

Evans's Boar's Head Cotton, No. 12.

Make a chain of 13 stitches, turn, miss 6, and work into the 7th loop, 3 long, make 2 chain, miss 2 loops, work 3 long stitches into the 3rd loop, make 2 chain, work 1 long stitch into the last loop, make 2 chain, work 4 more long stitches into the same loop, with 2 chain between each, turn, make 4 chain stitches, work 1 long stitch into the two 1st chain, make 2 chain, work 1 long stitch into the next, repeat this 3 times more into the 2 chain of last row, make 2 chain, work 3 long stitches into the next division, make 2 chain, work 3 long stitches into the last division, turn, make 5 chain, work 3 long stitches into the first division, make 2 chain, work 3 long stitches into the next division, make 2 chain, work 1 long stitch into the next, 2 chain, and so on to the end of the row,

SHORTWAY EDGINGS.

11

turn, make 5 chain, work 1 long stitch into the 1st 2 chain, make 2 chain, and work 1 long stitch into the next 2 chain, repeat this twice more, work 3 long stitches into the next division, make 2 chain, and work 3 long into the last division, when sufficient length of it is done, work at the edge in each division 1 double crochet, 2 long, 1 double crochet, and repeat at the point, work 5 long instead of 2.

POINT LACE EDGING.

No. 8.

Evans's Boar's Head Cotton, No. 18.

Make a chain of 10 stitches, turn, miss 5, work 1 long, make 10 chain, turn, miss 5, work 4 single in successive loops, make 5 chain, miss the long stitch, work 4 more single in successive loops, make 5 chain, miss the long stitch, work 4 more single into successive loops, work 4 double crochet, work into the 5 chain 1 stitch of double crochet, 5 long, 1 stitch of double crochet, work 4 of double crochet over the 4 single, work into the next 5 chain 1 of double crochet, 5 long stitches, 1 of double crochet, work 4 single, and into the last division work 1 of double crochet, 9 long stitches, 1 of double crochet, then work down the other side to correspond, turn, make 3 chain, work 1 of double crochet over the stitch of double crochet before the long stitches, make 3 chain, miss 1 loop, work 1 of double crochet, make 3 chain, miss 1, work 1 of double crochet, make 3 chain, miss 1, work 1 of double crochet, make 3 chain, miss 3 loops, work 1 of double crochet, and repeat, missing the 4 stitches of double crochet between each

12

SHORTWAY EDGINGS.

division, and working into the long stitches 3 chain, and 1 of double crochet, miss 1 loop, between each make 10 chain, joining it to the 2 points in 1st and 2nd division, repeat until you have the length required.

CINQUEFOIL EDGING.

No. 9.

Evans's Boar's Head Cotton, No. 16.

Make a chain of 11 stitches, turn, miss 4, work 1 single, turn, and make 3 chain, work a stitch of double crochet into the hole, make 3 chain, work a stitch of double crochet into the same place, make 3 chain, work a stitch of double crochet into the same place, turn, work 5 stitches of double crochet into each of the 3 chain, work 2 single down the stem, make 9 chain, turn, miss 4, work 1 single, turn, make 3 chain, work 1 double into the hole, make 3 chain, and work 1 double into the same place, make 3 chain, work a stitch of double crochet into the same place, turn, work 2 of double crochet, join it to the centre of the 5 stitches of double crochet in the last division of the first leaf, work 2 stitches of double crochet in the same division, work 5 stitches of double crochet into each of the other 3 chains, work 2 single down the stem, make 11 chain stitches, turn, miss 3, work 1 single, turn, make 3 chain, work a stitch of double crochet into the hole, make 3 chain, work a stitch of double crochet into the same place, make 3 chain, work a stitch of double crochet into the same place, turn, work 2 of double crochet into the first 3 chain, join it to the centre of the 5 of double crochet in the last division of the 2nd leaf, work 2 double crochet into the same division, work 5 stitches

SHORTWAY EDGINGS.

13

of double crochet into each of the 3 chain, work 4 single down the stem, make 7 chain, turn, miss 4, work 1 single, make 3 chain, work a stitch of double crochet into the hole, make 3 chain, work a stitch of double crochet into the same place, make 3 chain, work a stitch of double crochet into the same place, turn, work 2 stitches of double crochet into the first 3 chain, join it to the centre of the 5 stitches of double crochet in the last division of the third leaf, work 2 stitches of double crochet into the same division, work 5 stitches of double crochet into each of the 3 chain, work 4 single down the stem, and work the 5th leaf in the same manner, joining it to the centre of the last division in the 4th leaf, work 4 single down the stem, make a chain of 14 stitches, and repeat, joining the centre of each leaf together.

LEAF EDGING.

No. 10.

Evans's Boar's Head Cotton, No. 16.

Make a chain of 30 stitches, turn, miss 10, work 1 single, make a chain of 18 stitches, turn, miss 13, work 1 single, make a chain of 16 stitches, turn, miss 10, work 1 single, work 5 double crochet down the stem, make 11 chain, turn, miss 10, work 1 single, work 11 double crochet down the stem, make 11 chain, turn, miss 10, work 1 single, work 6 double crochet down the stem, make 1 chain to cross the stem, and on the other side, work 10 double crochet in the first 10 chain stitches, 1 double, 3 long, make 2 chain, work 2 long, work 2 extra long stitches, 1 treble long, make 5 chain, work 1 treble long, work 2 extra long, work 2 long, 2 chain, 3 long, 1 double, work 5 double down the stem, work the

second leaf same as first, joining the 1st 2 chain to the last 2 chain of the first leaf, work 6 double crochet down the stem, work the 3rd leaf same as first, work 6 of double crochet down the stem, work the 4th leaf same as the 1st, joining the 1st 2 chain to the last 2 chain of the 3rd leaf, work 10 double down the stem, work the 5th leaf same as 1st, joining the 1st 2 chain to the last 2 chain of the 4th leaf, work 6 double down the stem, work 2 long, 3 chain and 2 long into 1 loop, miss 3 loops, work 2 long, 3 chain, and 2 long into the next loop, repeat this once more, turn, next row, make 5 chain, work a stitch of double crochet into the 1st 3 chain, make 4 chain, work a stitch of double crochet into the next 3 chain, make 4 chain, work into the next 3 chain a stitch of double crochet, turn, make 3 chain, work 2 long, make 3 chain, and 2 long, into the first 4 chain, work 2 long, 3 chain, 2 long into the next 4 chain, work 2 long, 3 chain, 2 long, into the next 4 chain, turn, make 5 chain, work a stitch of double crochet into the 1st 3 chain, make 4 chain, work a stitch of double crochet into the next 3 chain, make 4 chain, work a stitch of double crochet into the next 3 chain, repeat the last 2 rows once more, and repeat from the beginning, joining the point of the first leaf to the point of the 2nd leaf of the first bunch of leaves, repeat till long enough.

WIDE SCALLOP EDGING.

No. 11.

Evans's Boar's Head Cotton, No. 11.

Make a chain of 16 stitches, work into 9th, 5th, and 1st, a long stitch, 5 chain, and a 2nd long stitch, making 2 long stitches, with 5 chain between in each stitch.

SHORTWAY EDGINGS.

15

2nd row. Turn, and make 5 chain, work into the 5 chain in last row, *, a long stitch, make 5 chain, work another long stitch into the same place, repeat from *, twice more, and once into the 7 chain, at the end.

3rd row. Turn, and make 5 chain, work into the 5 chain in last row a long stitch, make 5 chain, work another long stitch into the same place, repeat this 4 times more.

4th row. Turn, make 1 chain stitch, work into the 5 chain a stitch of double crochet, 9 long stitches, and another stitch of double crochet, work into the next chain a stitch of double crochet, 7 long stitches, and another stitch of double crochet, work into the next chain a stitch of double crochet, 5 long stitches, and another stitch of double crochet, *, work into the next chain, 3 long stitches, make 5 chain, work 3 more long stitches into the same place, repeat from * twice more.

5th row. Turn, make 7 chain, *, work into the 5 chain a long stitch, make 5 chain, work another long stitch into the same place, repeat from * twice more, then repeat from the beginning.

VANDYKE EDGING.

No. 12.

Evans's Boar's Head Cotton, No. 12.

Make a chain of 9 stitches.

1st row. Work a stitch of double crochet into each of the 2 first loops, work 2 into each of the 3rd and 4th, 3 into the 5th, 2 into each of the 6th and 7th, and into each of the 2 remaining

16

SHORTWAY EDGINGS.





stitches, work a stitch of single crochet into the end, make 8 chain stitches, and unite it to the 1st stitch of double crochet.

2nd row. Make 5 chain stitches, and a stitch of double crochet alternately, missing one loop between each.


3rd row. Turn, make 5 chain stitches, *, work into the 5 chain in last row, a stitch of double crochet, make 3 chain, work another stitch of double crochet, make 5 chain, work another stitch of double crochet, make 3 chain, work another stitch of double crochet into the same place, *, work into the next chain, a stitch of double crochet, make 3 chain, work another stitch of double crochet into the same place, repeat from * to * only, in next space make 5 chain instead of 3, this is the centre of the row, the other half to be reversed.

4th row. Turn, make 7 chain stitches, *, work a stitch of double crochet into the 5 chain in last row, make 5 chain, work a long stitch into the 3 chain between the 2 stitches of double crochet in last row, make 5 chain, and repeat from *, in the 5 chain in the centre of the row, work a long stitch, the same as in the 3 chain.


5th row. Turn, make 4 chain, work 2 long stitches into the 5 chain in last row, make 5 chain, work 3 long stitches into the same place, *, work into the next chain 3 long stitches, make 5 chain, work 3 more long stitches into the same place, and repeat from *, make 15 chain stitches, and repeat from the beginning, in the 2nd scallop at the end of the 4th row, pass the loop on your needle through the 8th loop of the 15 chain.




5




6



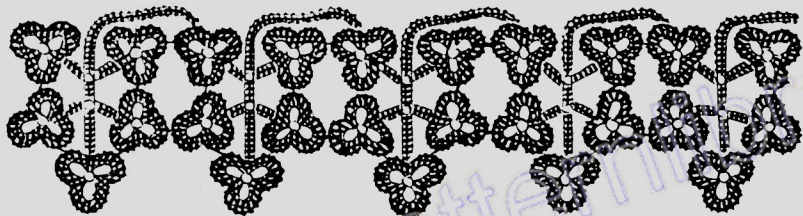
8




7




9




10



11



12



www.antiquepatternlibrary.org