


Easy to Crochet This Set of Lace Filet



Household
Arts
by
Alice
Brooks

Peacock
Pattern
for
Chair
Set
or
Scarf

PATTERN 5520

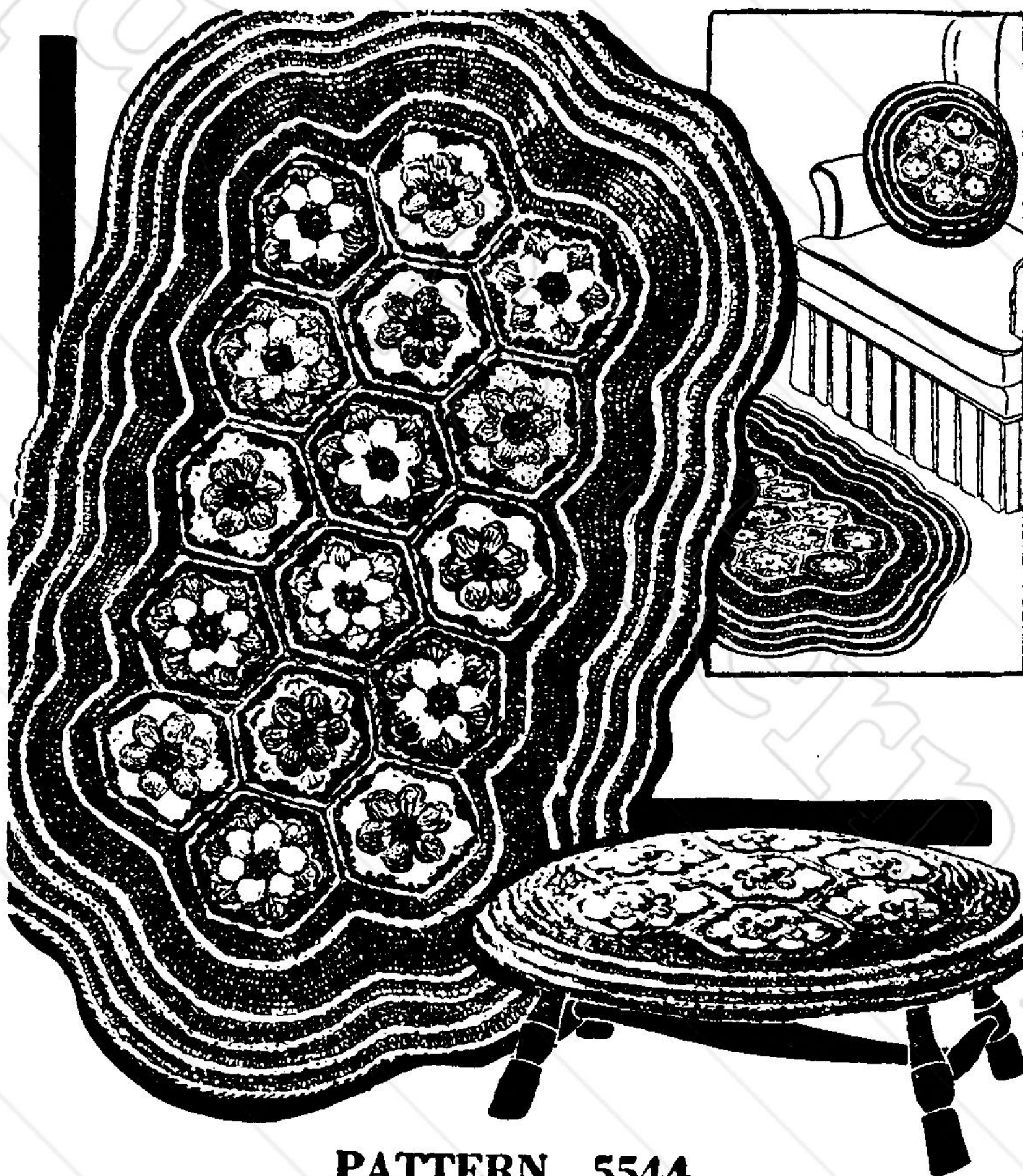
A BIT of humble string—this gorgeous peacock pattern—and presto—you're the proud owner of dainty filet lace chair sets, scarf ends, or buffet sets! Fascinating needlework, the K stitch sets off the design effectively. Even beginners will find this pattern an easy way to add to their prestige as needlewomen. In Pattern 5520 you will find instructions and charts for making the set shown;

To obtain this pattern send 10 cents to St. Louis Globe-Democrat, Household Arts Department, 259 West Fourteenth street, New York, N. Y. Be sure to write plainly name, address, style number.

an illustration of it and of all the stitches needed; material requirements.

Copyright, 1936.

Crochet Gives Enduring Pleasure



Household
Arts
by
Alice
Brooks

Make Your
Rug Any
Desired
Size


PATTERN 5544

Why pay a lot of money for rugs when you can make them as easily as this yourself? This Alice Brooks pattern shows you how to crochet durable, handsome rugs, pillow covers or foot-stool covers out of scraps of rug wool, rags or candle-wicking. Colorful six-sided flower

medallions are sewn together and a varicolored border is crocheted around them. In pattern 5544 you will find complete instructions for making the rug, pillow top and foot-stool shown; an illustration of them and of all stitches used; material requirements; color suggestions.

To obtain this pattern, send 10 cents to St. Louis Globe-Democrat, Household Arts Department, 259 West Fourteenth street, New York, N. Y. Be sure to write plainly, name, address, style number.

Simple Squares Can Be an Heirloom



Household
Arts
by
Alice
Brooks

Joined
It
Makes
a
Striking
Pattern


PATTERN 5560

COMPANY'S coming!" So out with the best bedspread, the dresser's matching scarf, both crocheted this easy way. You'll have reason indeed, to be proud of this lacy pair, to say nothing of a tea or dinner cloth, buffet or vanity set, all of which grow little by little as you crochet a simple medallion in humble string. Repeated and joined they make stunning "heirlooms."

In pattern 5560 you will find complete instructions for making the square shown; an illustration of it and of all the stitches needed; material requirements.

To obtain this pattern send 10 cents to St. Louis Globe-Democrat, Household Arts Department, 259 West Fourteenth street, New York, N. Y. Be sure to write plainly name, address, style number.

Knit a Summer Spread Piece-By-Piece



Household
Arts
by
Alice
Brooks

Six-sided
Medallions
Easy-To-
Do
and
Quickly
Joined


PATTERN 5590

LOVELY to look at and simple to make are these dainty six-sided medallions joined together for a festive bedspread, dinner or tea cloth, scarf or pillow! Knit them in white or colored string and you'll be surprised how rapidly they roll off your needles! Gay accessories made with these quickly shaped hexagons will brighten up any of your rooms.

In pattern 5590 you will find complete instructions for making and joining the medallion shown, an illustration of it and of the stitches needed, and material requirements.

To obtain this pattern send 10 cents to St. Louis Globe-Democrat, Household Arts Department, 259 West Fourteenth street, New York, N. Y. Be sure to write plainly name, address, style number.

A Novel Chair Set to Knit and Purl



Household
Arts
by
Alice
Brooks

Make
Buffet
Set or
Scarf Ends
To Match


PATTERN 5613

KNIT-PURL, knit-purl, go your dancing needles, and before you know it you've finished this decorative new chair set—a practical and dainty home accessory! Even a beginner will love to do this "feather" design, for its alternating lacy and solid stripes are so easy to memorize. Just a bit of inexpensive string is the only material required. You can knit a pair of scarf ends to match this set, too! In pattern 5613 you will find instructions for making the chair set shown; an illustration of it and of all stitches used; material requirements.

To obtain this pattern send 10 cents to St. Louis Globe-Democrat, Household Arts Department, 259 West Fourteenth street, New York, N. Y. Be sure to write plainly, name, address, style number.

ember 2, 1936.

Simple Squares Can Be an Heirloom



Household
Arts
by
Alice
Brooks

A
Square
with Many
Uses

PATTERN 5667

CROCHET can be an heirloom, as this lovely crochet pattern proves. What woman wouldn't enjoy crocheting these squares in string and then combining them to form dainty scarfs, doilies, luncheon or buffet sets! Best of all, the design is so simple that even a beginner can make it with ease. In pattern 5667 you will find directions for making the square shown; illustrations of it and of all stitches used; color suggestions; material requirements.

Copyright, 1936.

To obtain this pattern send 10 cents to St. Louis Globe-Democrat, Household Arts Department, 259 West Fourteenth street, New York, N. Y. Be sure to write plainly, name, address, style number.

You'll Crochet Your Way to Flattery



Household
Arts
by
Alice
Brooks



It's
Done
in
the
Easiest
of
Stitches


PATTERN 5679

CROCHET your way to inexpensive flattery with this fetching easily-made blouse of colored yarn. And if it's a smart "two-piecer" your wardrobe needs, order pattern 5353—a trim skirt of plain crochet. This engaging blouse with its graceful jabot in open net stitch is made entirely in the simple lace stitch shown in the detail. Quickly made—this outfit! In pattern 5679 you will find instructions for making the blouse shown with long or short sleeves in sizes 16-18 and 38-40 (all given in one pattern); an illustration of it and of all the stitches needed; material requirements. Price 10 cents. In pattern 5353 you will find complete instructions for making the skirt shown in sizes 16-18 and 38-40; an illustration of it and of all stitches needed; material requirements. Price 10 cents.

Copyright, 1936.

To obtain these patterns send 20 cents to St. Louis Globe-Democrat, Household Arts Department, 259 West Fourteenth street, New York, N. Y. Be sure to write plainly name, address, style number.

This Crochet Will Be an Heirloom



Household
Arts
by
Alice
Brooks

An
Original
Alice
Brooks
Design


PATTERN 5695

Future generations will point with pride to your handiwork and in the meantime you'll enjoy the making of these stunning filet crochet companion squares as much as you'll enjoy the beauty of the finished pieces, be it spread, scarf, cloth or pillow. In string, each square measures 10 inches and in

finer cotton 6½ inches. Exceptionally easy and pleasant to make. In pattern 5695 you will find instructions and charts for making the squares shown and for joining them to make various articles; material requirements; illustration of the squares and of all stitches used.

To obtain this pattern, send 10 cents to St. Louis Globe-Democrat, Household Arts Department, 259 West Fourteenth street, New York, N. Y. Be sure to write plainly, name, address, style number.

A Lacy Spread Crocheted in String



Household
Arts
by
Alice
Brooks


Crocheted
Squares
Make
a
Striking
Cloth
or
Spread

PATTERN 5695

Beauty for your bedroom or a festive touch for your dining room—whichever you desire, these 10-inch filet crochet companion squares are the answer. Use them together or separately. In finer cotton the squares measure $6\frac{1}{2}$ inches and may be used for smaller accessories such as pillows and scarfs. In these, you'll have needlework that will win you much praise. In pattern 5695 you will find instructions and charts for making the squares shown and for joining them to make various articles; material requirements; illustration of the squares and of all stitches used.

To obtain this pattern, send 10 cents to St. Louis Globe-Democrat, Household Arts Department, 259 West Fourteenth street, New York, N. Y. Be sure to write plainly, name, address, style number.

Crochet an Afghan! Be in Fashion!



Household
Arts
by
Alice
Brooks


This One
Uses Up
Scraps

PATTERN 5696

CROCHETING afghans is the rage now—come and join the fun! You'll love this one—it's made of scraps—each square a different jeweled bit of color. And if it's something smaller that you want make a pillow or a crib cover in pastel colors. You'll have an heirloom that will do justice to your skill as a needlewoman. In pattern 5696 you will find directions for making the afghan; an illustration of it and of the stitches used; material requirements, and color suggestions.

To obtain this pattern send 10 cents to St. Louis Globe-Democrat, Household Arts Department, 259 West Fourteenth street, New York, N. Y. Be sure to write plainly, name, address, style number.

Years of Wear in Crocheted Rug



Household
Arts
by
Alice
Brooks

Same
Six-sided
Medallion
Make
Afghan
and
Pillow

PATTERN 5715

DURABLE" is its middle name—this crocheted rug that boasts of so much charm and practicality. Before it's put together it's nothing but a series of six-sided medallions, all wonderfully easy to crochet. Rags make a beautiful rug and an inexpensive one. Or use rug yarn or candlewicking. And, if you please, an afghan and pillow may be crocheted to match, using Germantown wool. They would be lovely in scraps. In pattern 5715 you will find instructions for making the rug shown, an illustration of it and of all stitches used, material requirements and color suggestions.

To obtain this pattern send 10 cents to St. Louis Globe-Democrat, Household Arts Department, 259 West Fourteenth street, New York, N. Y. Be sure to write plainly, name, address, style number.

Made With Ease—Enjoyed 'At Ease'



Household
Arts
by
Alice
Brooks


Butterfly
Motif Uses
Up Wool
Scraps

PATTERN 5716

So easy to relax you'll say as you with envy when you pick up these
crochet this beautiful afghan a dia- pretty diamonds to work on while
mond at a time and so pleasant to you have a quiet chat. In pattern
relax when you pull it over you for 5716 you will find directions for
those precious "forty winks." Use making the afghan; an illustration
up scraps of wool for the butter- of it and of the stitches used; ma-
flies . . . the more colors the mer- terial requirements; color sugges-
rier. And your friends will exclaim tions.

To obtain this pattern, send 10 cents to St. Louis Globe-Demo-
crat, Household Arts Department, 259 West Fourteenth street, New
York, N. Y. Be sure to write plainly, name, address, style number.

Smarten Your Home With Crochet



Household
Arts
by
Alice
Brooks


Lacy
Medallion
Practically
Repeats
Itself

PATTERN 5728

BEHOLD the decorative richness of this lovely crochet! Then see the single "pattern" medallion that, repeated, goes to make up dainty accessories for your home. It's really a tatting design, only it goes much faster. Lacy as snow crystals, yet durable as iron, these are made of inexpensive string or, if finer ones are desired, mercerized crochet cotton. A chair set, quickly made from these, is a most acceptable gift, as is also a doilie or buffet set. In pattern 5728 you will find instructions for making the medallion and joining it to make a variety of useful articles, material requirements and illustrations of all stitches used.

To obtain this pattern send 10 cents to St. Louis Globe-Democrat, Household Arts Department, 259 West Fourteenth street, New York, N. Y. Be sure to write plainly, name, address, style number.

Lace for Every Purse and Purpose



Household
Arts
by
Alice
Brooks

Crochet
These
Stunning
Com-
panion
Squares of
Durable
String

PATTERN 5735

Elegance returns! Beds again wear lace spreads, and if you don't already own one, you can chochet this rich spread both easily and inexpensively. Do the decorative 10-inch companion squares one by one—the flowers against plain filet mesh, the butterflies set off by a lacy K stitch. Join them alternately, or repeat only the square you favor most. Cloth, scarf or pillow top may also be formed of these. In pattern 5735 you will find instructions and charts for making the squares shown; an illustration of them and of the stitches used; material requirements.

To obtain this pattern send 10 cents to St. Louis Globe-Democrat, Household Arts Department, 259 West Fourteenth street, New York, N. Y. Be sure to write plainly, name, address, style number.

Made With Ease—Enjoyed "At Ease"



Household
Arts
by
Alice
Brooks


Make
a
Striking
Cloth
or
Spread

PATTERN 5738

Make it with ease, enjoy it "at ease"—this cloth of crocheted companion squares. Or, thrill to the ownership of a bedspread, scarf, pillow top or buffet set made of these joined squares. Crochet each bluebird and rose medallion separately, then join alternately, or use but one motif throughout. In string, the square measures 10 inches; in a finer cotton, 6½ inches. In pattern 5738 you will find instructions and charts for making the squares shown; an illustration of them and of the stitches used; material requirements.

To obtain this pattern send 10 cents to St. Louis Globe-Democrat, Household Arts Department, 259 West Fourteenth street, New York, N. Y. Be sure to write plainly, name, address, style number.

Crochet Inspired By Old Lace



Household
Arts
by
Alice
Brooks


Italian
Lace
Inspired
This
Crocheted
Square

PATTERN 5764

A RARE Point de Venise design, adapted to an easily crocheted pattern, will make you a lacy cloth that will bring you enjoyment for years to come. The large, handsome medallions are done singly, from a design easy to memorize. Think what a heavenly bedspread these lacy squares would make! What a stunning pillow top, vanity or buffet set, too! You'll find this the loveliest thing imaginable in string! In pattern 5764 you will find complete instructions for making the 7½-inch square, illustration of it and of all the stitches used, and material requirements.

To obtain this pattern send 10 cents to St. Louis Globe-Democrat, Household Arts Department, 259 West Fourteenth street, New York, N. Y. Be sure to write plainly, name, address, style number.

Doilies a Bright Idea in Lace



Household
Arts
by
Alice
Brooks

Exquisite
Star
Design
Enhances
Doilies
of Three
Sizes

PATTERN 5768

PATTERN 5768.

Let the star be the center of attraction on these beautiful, cobwebby doilies. Crochet them in three sizes, 6, 11 and 16 inches in diameter, for a luncheon or buffet set. They make dainty single doilies to place under vases, too.

And how quickly they work up in inexpensive mercerized cotton. In Pattern 5768 you will find complete instructions for making the doilies shown; an illustration of them and of the stitches used; material requirements; a photograph of a section of a doily.

To obtain this pattern, send 10 cents to St. Louis Globe-Democrat, Household Arts Department, 259 West Fourteenth street, New York, N. Y. Be sure to write plainly, name, address, style number.

Luxury in Filet Crocheted Squares



Household
Arts
by
Alice
Brooks

Use One
Or Both
Repeated
in Cloth
Spread or
Scarf

PATTERN 5815

Elegance without extravagance! It's yours in this filet lace spread, which requires only humble string for the making. See how beautifully the 10-inch companion squares are made to contract? If you prefer, but one square may be used and repeated throughout. You'll be overjoyed to find both squares so easy! With spring almost here, now's the time to start some fascinating pick-up work like this. In pattern 5815 you will find instructions and charts for making the squares shown; an illustration of them and of the stitches used; material requirements.

To obtain this pattern send 10 cents to St. Louis Globe-Democrat, Household Arts Department, 259 West Fourteenth street, New York, N. Y. Be sure to write plainly, name, address, style number.

Contrast Crochet and Linen Squares



Household
Arts
by
Alice
Brooks

Make
Effective
Articles of
Alternate
Crochet
and
Stitchery
Squares

PATTERN 5820

Crocheted squares—cross-stitched bluebirds—each lovely alone, when combined make linens you can be proud of. Alternate the bluebirds with crocheted squares on a cloth as shown. Together the squares can form a panel for a large center in a bedspread—they can make a lovely scarf or pillow. And if you want just the filet crochet squares you may make a lacy cloth that way. Use the bluebirds alone too on varied linens; there are some smaller motifs to go with them. The crosses are 8-to-the-inch. In pattern 5820 you will find a transfer pattern of eight motifs $6\frac{1}{2} \times 6\frac{1}{2}$ inches and four motifs $2\frac{1}{4} \times 3$ inches; charts and directions for making the filet crochet square; material requirements; illustrations of all stitches used; color suggestions.

To obtain this pattern send 10 cents to St. Louis Globe-Democrat, Household Arts Department, 259 West Fourteenth street, N York, N. Y. Be sure to write plainly, name, address, style num

Neckwear That's in Style for Spring



Household
Arts
by
Alice
Brooks


These
Accessories
Are
Crocheted
Quickly

PATTERN 5827

Here's beauty for spring--for fashion demands frothy, fluffy bits of neckwear to "pep up" dark or plain frocks. Crochet lacy pompons, to wear a jabot effect as shown, in a pair close to the neck or outlining the neckline. Irish crochet roses are "tops" for a jabot of simple mesh, while the dainty, petal-shaped collar would be lovely in string or petit boucle. Smarten your spring suit with boutonniere of colorful cherries, crocheted in wool. In pattern 5827 you will find complete instructions for making the neckwear and boutonniere shown; an illustration of it and of the stitches used; material requirements.

To obtain this pattern send 10 cents to St. Louis Globe-Democrat, Household Arts Department, 259 West Fourteenth street, New York, N. Y. Be sure to write plainly, name, address, style number.

Use Up Those Wool Scraps on This



**Household
Arts
by
Alice
Brooks**


**Contrast
of
Back-
ground
Sets Off
Flowers**

PATTERN 5830

Get out your yarn scraps! You Pattern 5830 contains directions can turn them to good use in for making an afghan and pillow; this colorful flower afghan that's materials needed; color schemes; crocheted one square at a time. photograph of square.

To obtain this pattern, send 10 cents to St. Louis Globe-Democrat, Household Arts Department, 259 West Fourteenth street, New York, N. Y. Be sure to write plainly, name, address, style number.

Something Different in Crochet



**Household
Arts
by
Alice
Brooks**


**Simple
Mesh
Combines
With Easy
Squares**

PATTERN 5835

Here's something new in crochet—a simple mesh combined with a border of squares. Easy to do, it gives you the opportunity of making not only a chair back, but also a davenport set and a scarf to match. It just means widening or lengthening the mesh and then adding the border of squares. Use string or mercerized cotton for a quick effect if you prefer you could of course just use the squares alone, repeated to the right size. In pattern 5835 you will find directions for making a chair set, davenport set and scarf; illustrations of the chair set and of all stitches used; material requirements.

To obtain this pattern send 10 cents to St. Louis Globe-Democrat, Household Arts Department, 259 West Fourteenth street, New York, N. Y. Be sure to write plainly, name, address, style number.

A Luxury Spread — Yours With Thrift



Household
Arts
by
Alice
Brooks


String
Makes
Handsome
Household
Accessories

PATTERN 5837

Beauty and simplicity combined in crochet! And you can make and use this luxurious spread without inroad on the family budget. Lacy medallions—crocheted so easily, so thriftily of either string or mercerized cotton. They're lovely entirely in white or a color, or in two contrasting colors. And if it's a cloth, scarf or other accessory you want, these medallions are equally appropriate in string or in a finer cotton. In pattern 5837 you will find complete instructions for making a medallion (8¾ inches in string) and joining it to make a variety of articles; illustrations of it and of all stitches used; material requirements; or suggestions.

To obtain this pattern send 10 cents to St. Louis Globe-Democrat, Household Arts Department, 259 West Fourteenth street, New York, N. Y. Be sure to write plainly, name, address, style number.

Springtime Motifs in Cross Stitch



**Household
Arts
by
Alice
Brooks**


**Bluebirds
and Lilacs
Grow
Quickly
in Cross
Stitch**

PATTERN 5841

In and out goes your flashing needle as you finish first one bluebird, then another, of this simple 10 and 5-to-the-inch cross stitch. Now your linens can be gay, colorful, charming—for lilacs and bluebirds done in harmonizing shades of silk or cotton floss are perfect motifs for scarfs, towels, refreshment or bureau linens. Even a beginner would enjoy doing these, seeing them grow colorful under her needle. In pattern 5841 you will find a transfer pattern of two motifs $7\frac{1}{2} \times 9\frac{1}{4}$ inches, two and two reverse motifs $3\frac{1}{2} \times 6\frac{1}{4}$ inches; two and two reverse motifs $2 \times 2\frac{3}{4}$ inches, two $5 \times 9\frac{1}{4}$ inch motifs; illustrations of the stitches used; material requirements; color suggestions.

To obtain this pattern send 10 cents to St. Louis Globe-Democrat, Household Arts Department, 259 West Fourteenth street, New York, N. Y. Be sure to write plainly, name, address, style number.

A Bit of String and but One Square



Household
Arts
by
Alice
Brooks


A Chance
To Own
Handsome
Accessories

PATTERN 5845

Luxurious lace of undreamed of beauty is this for tea or dinner table! A crochet hook, some string and the clearly stated directions of this easy-to-memorize pattern are all you need to get started. Though the finished piece gives the effect of two squares, it takes but one $5\frac{3}{4}$ -inch "key" square, repeated, to give this rich effect. Here's loveliness with durability for years to come whether your choice is a cloth, spread, scarf, buffet set or other accessory. In pattern 5845 you will find complete instructions for making the square shown; an illustration of it and of all stitches used; material requirements.

To obtain this pattern send 10 cents to St. Louis Globe-Democrat, Household Arts Department, 259 West Fourteenth street, New York, N. Y. Be sure to write plainly, name, address, style number.

An Exclusive Filet Crochet Pattern



Household
Arts
by
Alice
Brooks


Use Them
As Com-
panion
Squares
or Repeat
Each
Alone

PATTERN 5847

Learn to crochet these two beautifully varied squares, repeat them a number of times, and lo and behold!—you've the "makings" of a lace cloth, spread, scarf or buffet set. They're easy, are these 10-inch companion squares—one a butterfly motif—one a rose motif, and may be used together, or repeated alone. Crochet them of string for durability, or in mercerized cotton if you desire smaller, finer squares. In pattern 5847 you will find instructions and charts for making the squares shown and for joining them to make various articles; material requirements; illustration of the squares and all stitches used.

To obtain this pattern send 10 cents to St. Louis Globe-Democrat, Household Arts Department, 259 West Fourteenth street, New York, N. Y. Be sure to write plainly, name, address, style number.

This Lace Stands the Test of Time



Household
Arts
by
Alice
Brooks

You'll
Have Fun
Crocheting
These

PATTERN 5850

Little stitches into splendor grow—when it's a crocheted spread you're working on. Here's lace that stands the test of time—just simple six-sided medallions that you crochet individually in string, and join for a stunning "repeat" design. Doesn't the thought of owning a dinner cloth of this make your fingers itch to get started? You can make smaller articles, too, using finer cotton. (In string, the medallion's $8\frac{1}{2}$ inches from point to point.) In pattern 5850 you will find complete instructions for making the medallion shown; an illustration of it and of all stitches used; a photograph of the medallion in almost actual size; material requirements.

To obtain this pattern send 10 cents to St. Louis Globe-Democrat, Household Arts Department, 259 West Fourteenth street, New York, N. Y. Be sure to write plainly, name, address, style number.

Charming Way to Use Filet Crochet



Household
Arts
by
Alice
Brooks


Compan-
ion
Squares
of Filet
Crochet
Also Form
Spread or
Scarf

PATTERN 5866

Lace that will form a gleaming background for your most cherished dinner service is this, crocheted easily, and made up of two single 10-inch crocheted squares. You'll enjoy watching the graceful pattern grow under your crochet hook, and find that in no time you'll have finished enough squares to join for a sizable cloth, spread or pillow top. Use string—you'll find it inexpensive. In pattern 5866 you will find instructions and charts for making the squares shown and for joining them to make various articles; material requirements; illustration of the squares and of all stitches used.

To obtain this pattern send 10 cents to St. Louis Globe-Democrat, Household Arts Department, 259 West Fourteenth street, New York, N. Y. Be sure to write plainly, name, address, style number.

Charm of Yesteryear in Crochet



**Household
Arts
by
Alice
Brooks**


**Crochet
These
Stunning
Popcorn
Squares of
Durable
String**

PATTERN 5871

“Only Yesterday” Grandmother crocheted a similar spread—one you can easily match for loveliness with this simplified “popcorn” design. You’ll love the rich “raised” effect the popcorn stitches give each of the 9½-inch squares which comprise this exquisite piece—squares you do separately and join with crochet hook. Such luxury proves humble economy when you realize this is made of plain, everyday string. In pattern 5871 you will find instructions for making the square shown; an illustration of it and of the stitches used; material requirements; a photograph of the square.

To obtain this pattern send 10 cents to St. Louis Globe-Democrat, Household Arts Department, 259 West Fourteenth street, New York, N. Y. Be sure to write plainly, name, address, style number.

Beauty Joins Economy in Crochet



Household
Arts
by
Alice
Brooks

Six-sided
Medallions
Easy-To-
Do
and
Quickly
Joined

PATTERN 5875

Luxury is yours (without a luxury tax) when beauty joins economy in crochet. Festive, indeed, is the bed that wears this lacy coverlet, crocheted, "piece-meal" of simple six-sided medallions (they measure $10\frac{1}{2}$ inches). You can do one and all with crochet hook and some string, joining them together in the manner shown. Here is the true Heirloom!—whether spread, cloth, scarf or whatever you choose to assemble from this dainty lace. In pattern 5875 you will find complete instructions for making the medallion shown; an illustration of it and of all stitches used; a photograph of the medallion; material requirements.

To obtain this pattern send 10 cents to St. Louis Globe-Democrat, Household Arts Department, 259 West Fourteenth street, New York, N. Y. Be sure to write plainly, name, address, style number.

Vary Squares for Lacy Accessories



Household
Arts
by
Alice
Brooks

Com-
panion
Motifs of
Filet
Crochet
Form
Exquisite
Spread or
Cloth

PATTERN 5876

Now you can crochet a luxurious cloth of lace yet save enough to buy an entire new set of china worthy of its elegance! It's such simple crochet—the 10-inch companion squares done separately and quickly, for either pattern's memorized in short order. Crochet with string or, for smaller medallions—with finer cotton. Join as many squares as you need for the size cloth, bedspread, scarf or buffet set required. In pattern 5876 you will find instructions and charts for making the squares shown and for joining them to make various articles, material requirements, illustration of the squares and of all stitches used.

To obtain this pattern send 10 cents to St. Louis Globe-Democrat, Household Arts Department, 259 West Fourteenth street, New York, N. Y. Be sure to write plainly, name, address, style number.

Try 'Gardening' With Your Needle



**Household
Arts
by
Alice
Brooks**


**Simple
Stitches
Vivid
Wools
Make
Cottage
Garden
Gay**

PATTERN 5880

"Gardening" proves a real treat for needles when there's a rose trellis "dream cottage" with garden to be embroidered on the loveliest wall panel ever! Its background plain, the panel works up quickly, using gay floss or wool, and simple stitches. It needs only a lining. In pattern 5880 you will find a transfer pattern of a picture 15x20 inches; color key and chart; material requirements; illustrations of all stitches used.

To obtain this pattern send 10 cents to St. Louis Globe-Democrat, Household Arts Department, 259 West Fourteenth street, New York, N. Y. Be sure to write plainly, name, address, style number.

Butterfly Chair-Set of Easy Crochet



Household
Arts
by
Alice
Brooks


Filet
That's New
and
Simple
To Do

PATTERN 5881

Here's a stunning new chair set that behooves you to move fast and make it for your very own! Send for the pattern today and learn how easy it is to crochet the dainty butterflies in solid stitch, setting them off with the lacy K stitch and a border of just plain mesh. If you like, use the two smaller pieces as scarf ends, or the three together as buffet or vanity set. Make all of string. It works up fast. In pattern 5881 you will find charts and directions for making the set shown, illustrations of it and of all stitches used, and material requirements.

To obtain this pattern send 10 cents to St. Louis Globe-Democrat, Household Arts Department, 259 West Fourteenth street, New York, N. Y. Be sure to write plainly, name, address, style number.

Filet Squares a Modern 'Heirloom'



**Household
Arts
by
Alice
Brooks**


**Dainty
Lace
Crochet
Makes
Stunning
Cloth or
Spread**

PATTERN 5902

Ever long for luxurious home accessories, but feel that you can't "afford" them? Yearn no longer—for here's a filmy lace pattern that's waiting to be crocheted into an eye-catching tablecloth or spread! Best of all, these dainty squares are at their best made up in inexpensive string! It's ever so easy to crochet the 10-inch squares that are quickly combined into a rich design. In pattern 5902 you will find instructions and charts for making the squares shown, an illustration of them and of the stitches used, and material requirements.

To obtain this pattern, send 10 cents to St. Louis Globe-Democrat, Household Arts Department, 259 West Fourteenth street, New York, N. Y. Be sure to write plainly, name, address, style number.

Cover Up the Old—Protect the New



Household
Arts
by
Alice
Brooks


Crochet
Pillow and
Chair Set
to Match

PATTERN 5913

Be proud of your furniture . . . whether it's old or new! Protect it from arm and head wear with crocheted chair set. If it's already worn and dingy this set will cover up these tell-tale spots and bring new life to your living room. Make a pillow cover to match. You'll be enchanted by the graceful butterfly and rose design and amazed to see how quickly they work up in string. In pattern 5913 you will find complete instructions and charts for making the set and pillow top shown; illustrations of all stitches used; material requirements.

To obtain this pattern, send 10 cents to St. Louis Globe-Democrat, Household Arts Department, 259 West Fourteenth street, New York, N. Y. Be sure to write plainly, name, address, style number.

Initial Is Part of the Crochet



Household
Arts
by
Alice
Brooks

Smart To
Make
Matching
Scarf Ends
or Buffet
Set Too

PATTERN 5939


Dress up your house for the winter with these stunning, filet-crochet pieces . . . lovely in string for arms and backs of chairs, scarf ends and buffet sets. Work the initial into the larger piece to give your accessories a definitely personal touch. The simple k-stitch sets off this easy-to-make design. The pattern also gives directions

for separate initials to be done in finer cotton to add to many other linen pieces. In pattern 5939 you will find charts and directions for making a chair back $12\frac{1}{2} \times 16$ inches, arm rests $6 \times 12\frac{1}{2}$ inches, a complete alphabet, each letter measuring $3\frac{1}{2} \times 5\frac{1}{2}$ inches (in string); illustrations of all stitches used; material requirements.

To obtain this pattern, send 10 cents to St. Louis Globe-Democrat, Household Arts Department, 259 West Fourteenth street, New York, N. Y. Be sure to write plainly, name, address, style number.

3C

Everyday String Makes Filet Crochet



Household
Arts
by
Alice
Brooks


Lace
Doilies
For
Buffet or
Luncheon
Set Are
Yours to
Make

PATTERN 5946

The richness of lace on buffet or table distinguishes the home of good taste. And richness is certainly the feature of these filet crochet doilies whose design is so effectively set off by the K stitch. Directions are given for string or finer cotton, so you can suit your taste and have the size doilies that will be most practical. In pattern 5946 you will find instructions and charts for making an oblong doily 18x24½ inches and round ones 12 inches in diameter when done in string; an illustration of them and of all stitches used; material requirements.

To obtain this pattern, send 10 cents to St. Louis Globe-Democrat, Household Arts Department, 259 West Fourteenth street, New York, N. Y. Be sure to write plainly, name, address, style number.

Crochet Something to Treasure



**Household
Arts
by
Alice
Brooks**


**Make
Spread
of Your
Own From
Crocheted
Medallions**

PATTERN 5947

If you want a dainty spread that will last for years, crochet these lacy medallions—a fascinating pattern to follow and one that's easy to memorize. For an exceptionally rich effect put the spread over a cover of pastel-colored material. In string or finer cotton these medallions also make lacy dinner cloths, scarfs and other small accessories. In pattern 5947 you will find complete instructions for making the medallion shown; an illustration of it and of all stitches used; a photograph of the medallion; material requirements.

To obtain this pattern, send 10 cents to St. Louis Globe-Democrat, Household Arts Department, 259 West Fourteenth street, New York, N. Y. Be sure to write plainly, name, address, style number.

Jifty Crochet Solves Xmas Problem



Household
Arts
by
Alice
Brooks

They're
Done in
Four
Strands of
Cotton


PATTERN 5962

Prominent in the spotlight of lovely Xmas gifts are these jifty crochet doilies. They're made of four strands of cotton or heavy perle cotton, and you can see that that makes them work up in no time. They come in three useful sizes—18, 13 and 5½ inches in diameter and are a smart addition to the luncheon table. They may also

be used as single doilies. Either way they make a lasting gift to be cherished for many years. In pattern 5962 you will find complete instructions for making the doilies shown; an illustration of them and of the stitches used; a photograph of a section of a doily; material requirements.

To obtain this pattern, send 10 cents to St. Louis Globe-Democrat, Household Arts Department, 259 West Fourteenth street, New York, N. Y. Be sure to write plainly, name, address, style number.

Perfect 'Carry-With-You' Work



Household
Arts
by
Alice
Brooks

Crochet
Vies With
Cross
Stitch As
Bright-
ener for
Linens


PATTERN 5978

Crochet this dainty Sunbonnet wherever you go. In pattern 5978 Lady on scarf ends and chair sets and dress up your work still more by adding bright baskets of flowers in simple cross-stitch. Use crochet or cross-stitch alone—either makes an effective decoration. Perfect "pick-up" work so take it with you

you will find a transfer pattern of four motifs $4\frac{5}{8} \times 5\frac{1}{2}$ inches, four motifs $2\frac{1}{4} \times 3$ inches; a chart and directions for the crochet $8\frac{1}{2}$ inches in depth; material requirements; illustrations of all stitches used; color suggestions.

To obtain this pattern, send 10 cents to St. Louis Globe-Democrat, Household Arts Department, 259 West Fourteenth street, New York, N. Y. Be sure to write plainly, name, address, style number.

Crochet Unmatched for Durability



Household
Arts
by
Alice
Brooks

Crocheted
Squares
in
Popcorn
Stitch
Serve for
Bedspread

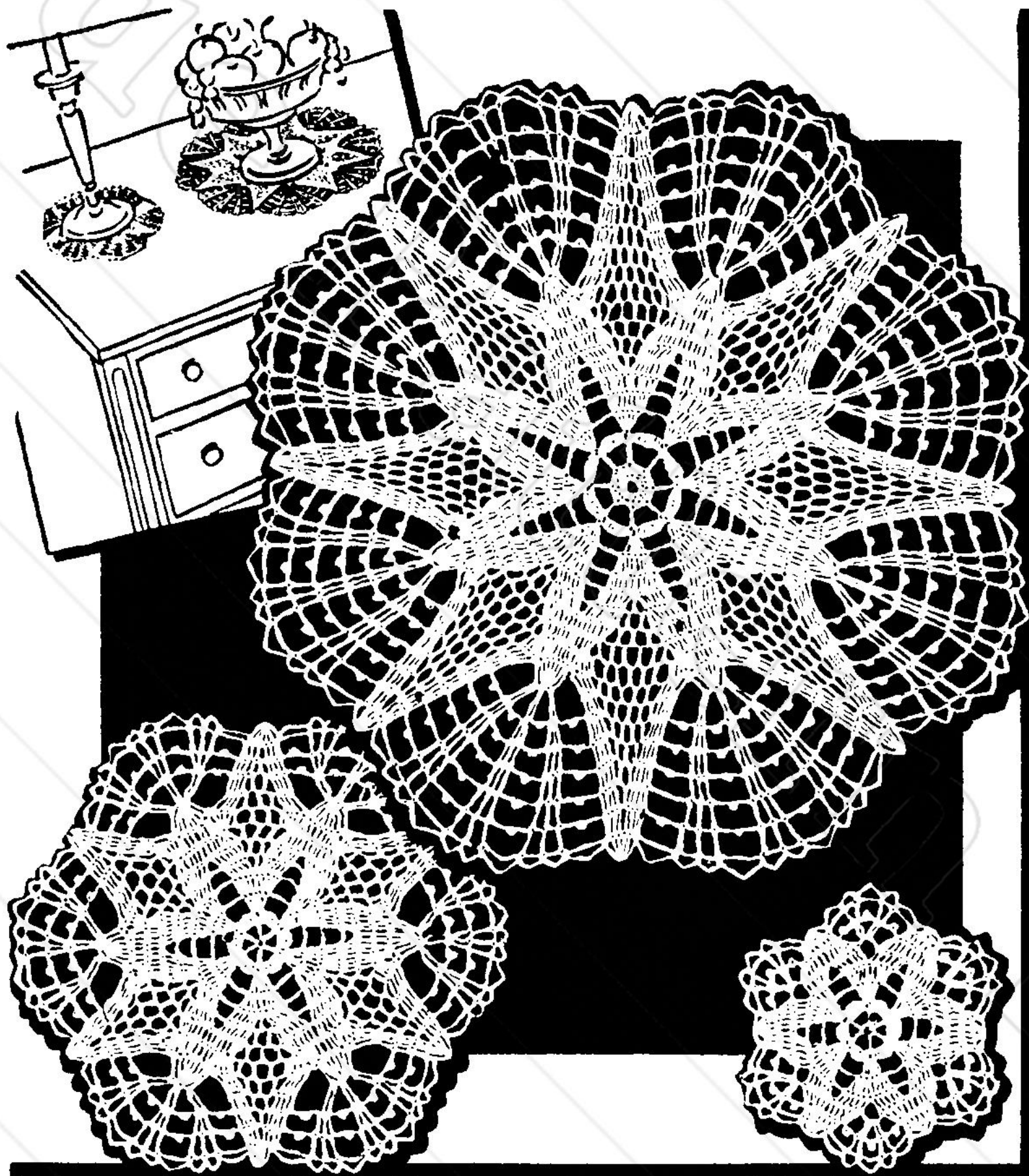
PATTERN 5980

You'll be delighted with your bedroom if this handsome popcorn crochet graces your bed. And how proud you'll be of your handiwork if you've crocheted it yourself, for, though easy to do, the squares are most effective. When joined they form an interlocking pattern. Use

string for the spread, a finer cotton for a matching pillow. Incidentally, this makes a handsome Christmas gift. In pattern 5980 you will find instructions for making the square shown; an illustration of it and of the stitches used; material requirements; a photograph of the square.

To obtain this pattern, send 10 cents to St. Louis Globe-Democrat, Household Arts Department, 259 West Fourteenth street, New York, N. Y. Be sure to write plainly, name, address, style number.

Doilies a Bright Idea in Lace



Household
Arts
by
Alice
Brooks


Exquisite
Star
Design
Enhances
Doilies
of Three
Sizes

PATTERN 5987

Decorate buffet or luncheon table in a new way! Treat them to this set of lacy doilies that will set your room a-sparkle! They're gloriously easy to crochet, and even a beginner will have a set finished in no time. Striking in mercerized string in three practical sizes (18, 11 and 6 inch). Pattern 5987 contains instructions for making the doilies; illustration of them and of stitches used; a photograph of a doily; materials needed.

To obtain this pattern, send 10 cents to St. Louis Globe-Democrat, Household Arts Department, 259 West Fourteenth street, New York, N. Y. Be sure to write plainly, name, address, style number.

Lacy Squares Form Exquisite Cloth



Household
Arts
by
Alice
Brooks

Bit of
Time—
Bit of
String—
Turn Out
Lacy Set


PATTERN 5991

It's difficult to believe that inexpensive string can be so quickly crocheted into anything so dainty and lovely . . . but here's proof! Alice Brooks has designed these stunning squares herself and suggests them as ideal for making into Christmas presents. Make your gifts as large or as small as you please . . . a few 5-inch squares joined for

a doily, or sew them together to form scarfs, pillows, vanity sets, buffet sets, table cloths, or bedspreads. In pattern 5991 you will find complete instructions for making the square shown; an illustration of it and of all stitches used; material requirements; a photograph of the square.

To obtain this pattern, send 10 cents to St. Louis Globe-Democrat, Household Arts Department, 259 West Fourteenth street, New York, N. Y. Be sure to write plainly, name, address, style number.

Cotton Scraps Yield Gay Spread



Household
Arts
by
Alice
Brooks

String
Makes
Crocheted
Cloth or
Spread
With Rich
Effect

PATTERN 5996

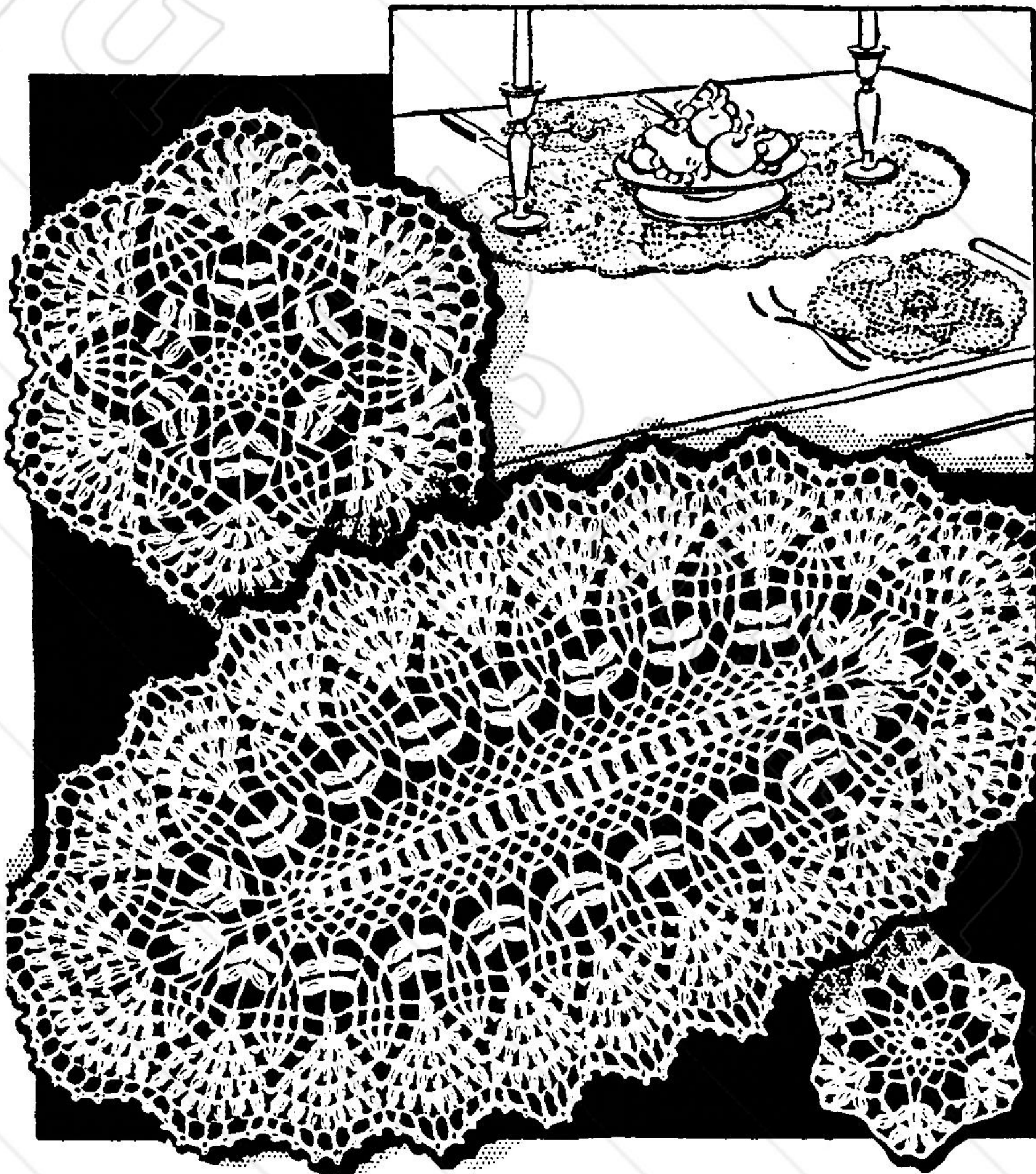
You can work miracles with white string combined with colorful scraps of string and a crochet hook. . . . Alice Brooks will show you how! Do one medallion at a time . . . in your spare moments, or settle down for a whole evening. Your hook will fly through its easy-to-follow routine and soon you'll

have enough of these 6-inch medallions, each with a different colored flower center, to join into a gay bedspread, pillow, scarf or dinner cloth. In Pattern 5996 you will find complete instructions for making the medallion shown; an illustration of it and of all stitches used; a photograph of the medallion; material requirements.

To obtain this pattern, send 10 cents to St. Louis Globe-Democrat, Household Arts Department, 259 West Fourteenth street, New York, N. Y. Be sure to write plainly, name, address, style number.

Copyright, 1937.

Doilies in Three Sizes Have Many Uses



**Household
Arts
by
Alice
Brooks**

**String
Makes
A Three
Piece Set
in Sturdy
Crochet**


PATTERN 5998

Make a complete set of these doilies for your dinner table or make just one or two . . . a large one will look lovely on the living-room table and smaller ones are useful around the house. The pattern, though rich in design, is easy to do. Use cream-white or gay

colored string, as you choose. In pattern 5998 you find complete instructions for making an oval doily 15x28 inches and round ones 12½ and 5½ inches in diameter; an illustration of them and of the stitches used; a photograph of a section of a doily; material requirements.

To obtain this pattern, send 10 cents to St. Louis Globe-Democrat, Household Arts Department, 259 West Fourteenth street, New York, N. Y. Be sure to write plainly, name, address, style number.

Jiffy Crochet for Smart Doilies



Household
Arts
by
Alice
Brooks

Three Sizes
in Simple
Crochet
Have
Many
Uses


PATTERN 6008

Your crochet hook will fly through this lovely pattern of doilies 6, 12 and 18 inches in diameter. They take no time at all to make in heavy perle cotton or four strands of string. They're ideal for a luncheon set—though dainty and lacy looking, they're heavy

enough to protect the most delicate table surface. The larger sizes make nice center pieces, too. In pattern 6008 you will find complete instructions for making the doilies shown; an illustration of them and of the stitches used; a photograph of a doily; material requirements.

To obtain this pattern, send 10 cents to St. Louis Globe-Democrat, Household Arts Department, 259 West Fourteenth street, New York, N. Y. Be sure to write plainly, name, address, style number.

Here's Magic in Jiffy Crochet



Household
Arts
by
Alice
Brooks

Jiffy
Crochet
Doilies
Done in
Four
Strands of
Cotton

PATTERN 6008

Use heavy perle cotton or four strands of string, and you can positively race through a luncheon set these 6, 12 and 18 inch doilies.

Pattern 6008 contains instructions for making the doilies; an illustration of them and of stitches; photograph of doily; materials needed.

To obtain this pattern, send 10 cents to St. Louis Globe-Demo-
Household Arts Department, 259 West Fourteenth street, New
N. Y. Be sure to write plainly, name, address, style number.

Dress Up Chairs in Crisp New Set



Household
Arts
by
Alice
Brooks

Chair or
Buffet Set
in Filet
Crochet
Is
Economical
In String


PATTERN 6015.

You'll be "sitting pretty" when your chair wears this crisp, new filet crochet set. The graceful swan and smart checked border will bring daily satisfaction in beauty and protection for your chair whether it is new or old. Makes a smart buffet set, too.

Work it up in string for smartest effect and for greatest speed and economy! In pattern 6015 you will find charts and directions for making a chair back $12\frac{1}{2} \times 16$ inches; arm rests $6\frac{1}{2} \times 12\frac{1}{2}$ inches; illustrations of them and of all stitches used; material requirements.

To obtain this pattern, send 10 cents to St. Louis Globe-Democrat, Household Arts Department, 259 West Fourteenth street, New York, N. Y. Be sure to write plainly, name, address, style number.

Chair Set Has Old-Fashioned Charm



Household
Arts
by
Alice
Brooks

House and
Garden
Builds Up
Quickly in
String


PATTERN 6017

Prolong the life of your favorite chair and dress it up, too, with this quaint house and garden scene. So easy to do in string and so lovely to look at! See that pretty lacy border . . . it looks very dainty and fragile, but it wears and wears.

This design may be used for a buffet set or scarf ends, too. In pattern 6017 you will find charts and directions for making a chair back 14x16 inches and arm rests 6½x12½ inches; illustrations of them and of all stitches used; material requirements.

To obtain this pattern, send 10 cents to St. Louis Globe-Democrat, Household Arts Department, 259 West Fourteenth street, New York, N. Y. Be sure to write plainly, name, address, style number.

Chair Set Has Old-Fashioned Charm



Household
Arts
by
Alice
Brooks


House and
Garden
Builds Up
Quickly in
String

PATTERN 6017

Hurry! Hurry! Spring's on the way and crisp new chair sets, buffet sets and scarfs are in order—so out with crochet hook and inexpensive string. You'll find this scenic crochet ever so fascinating to do—easy, too! Let your leisure hours yield profit. Pattern 6017 contains charts and directions for making the set; illustrations of it and of stitches; materials needed

To obtain this pattern, send 10 cents to St. Louis Globe-Democrat, Household Arts Department, 259 West Fourteenth street, New York, N. Y. Be sure to write plainly, name, address, style number.

Crochet Works Magic With String



Household
Arts
by
Alice
Brooks


These Filet
Crochet
Doilies
Make Good
Leisure
Time Work

PATTERN 6022

Pond lilies surrounded by a dainty open mesh lend a tasteful note to these filet doilies crocheted in string. Make a buffet set, a whole set for luncheons or use them as single doilies to add a dainty touch about the house. Leisure hours are pleasantly spent when your fingers fly through these easy stitches. In pattern 6022 you will find instructions and charts for making an oblong doily 18x24 inches and round ones 12 inches in diameter when done in string; an illustration of them and of all stitches used; material requirements.

To obtain this pattern, send 10 cents to St. Louis Globe-Democrat, Household Arts Department, 259 West Fourteenth street, New York, N. Y. Be sure to write plainly, name, address, style number.

Kitten at Play in Dainty Crochet



Household
Arts
by
Alice
Brooks

Takes
Little
Time To
Crochet
This Chair
Set


PATTERN 6036

Fun to crochet—fun to own—this kitten chair set done in inexpensive string. It's an easy design to follow with the lace stitch setting it off so effectively. It certainly will give your chair "a lift" that makes it look like new. In pattern 6036 you will find charts and directions for making a chair back 13x16 inches and arm rests 6x12½ inches; illustrations of them and of all stitches used; material requirements.

To obtain this pattern, send 10 cents to St. Louis Globe-Democrat, Household Arts Department, 259 West Fourteenth street, New York, N. Y. Be sure to write plainly, name, address, style number.

aily Globe-Democrat, Thursday Morning, Aug

Use Up Scraps on a Jiffy Afghan



Household
Arts
by
Alice
Brooks

Crocheted
Afghan Is
Easy - Just
Worked
Back and
Forth in
One Piece

PATTERN 6040

Light as a feather—this jiffy crocheted afghan. It's made of about half the wool usually needed or scraps. Get out that large

hook and enjoy yourself! Pattern 6040 contains directions for afghan; illustrations of it and of stitches; materials needed; color schemes.

To obtain this pattern, send 10 cents to St. Louis Globe-Democrat, Household Arts Department, 259 West Fourteenth street, New York, N. Y. Be sure to write plainly, name, address, style number.

Make Many Accessories This Easy Way



Household
Arts
by
Alice
Brooks

These
Crocheted
Squares
Are
Quick-
to-Do

PATTERN 6052

A life-long treasure—this lace spread, one that every woman will want! Crocheted squares such as these 4¼-inch ones are quickly finished and more quickly combined into a spread, cloth, scarf or pillow. Begin at once on this pattern that contains but one “repeat” square motif that’s easily memorized! Ideal in mercerized string. Pattern 6052 contains instructions for making the square; illustration of it and of stitches; materials needed; photograph of square.

To obtain this pattern, send 10 cents to St. Louis Globe-Democrat, Household Arts Department, 259 West Fourteenth street, New York, N. Y. Be sure to write plainly, name, address, style number.

Crochet Figures Square by Square



Household
Arts
by
Alice
Brooks

Crochet
These For
a Gay
Spread
Cloth or
Scarf

PATTERN 6068

CROCHET THESE FOR A GAY SPREAD CLOTH OR SCARF


Lacy luxury—in string or finer cotton is yours in this easy-to-crochet pattern! The unusual mo-

tif forms a rhythmic design when the “companion” squares are joined. Pattern 6068 contains instructions and charts for making squares; an illustration of them and of stitches; materials needed.

To obtain this pattern, send 10 cents to St. Louis Globe-Democrat, Household Arts Department, 259 West Fourteenth street, New York, N. Y. Be sure to write plainly, name, address, style number.

Number 2, 1938.

Lacy Luxury in Easy Crochet



Household
Arts
by
Alice
Brooks

Three
Practical
Sized
Doilies
Have
Many Uses


COPYRIGHT 1938 HOUSEHOLD ARTS, INC.

PATTERN 6114

How much more pleasure a luncheon is when the table is set with rich doilies of your own making! These in 18, 12 and 5 inch sizes are simple enough for a beginner to crochet. Use mercerized string—or if you want them smaller, finer cotton. Pattern 6114 contains instructions for making the doilies; an illustration of them and of stitches; photograph of a doily; materials needed.

To obtain this pattern, send 10 cents to St. Louis Globe-Democrat, Household Arts Department, 259 West Fourteenth street, New York, N. Y. Be sure to write plainly, name, address, style number.

Filet Squares a Modern "Heirloom"



Household
Arts
by
Alice
Brooks


Crocheted
Squares
Serve for
Bedspread
Also

PATTERN 6123

These 10-inch filet crochet companion squares make rich designs for spreads, cloths and accessories. Use string or finer cotton. The airy K mesh is lacy. Pattern 6123 contains instructions and charts for making the squares; materials needed; illustrations of squares and of stitches.

To obtain this pattern, send 10 cents to St. Louis Globe-Democrat, Household Arts Department, 259 West Fourteenth street, New York, N. Y. Be sure to write plainly, name, address, style number.

Crochet You'll Be Proud to Own



Household
Arts
by
Alice
Brooks

Colonial
Scene
in
Simple
Filet
Crochet

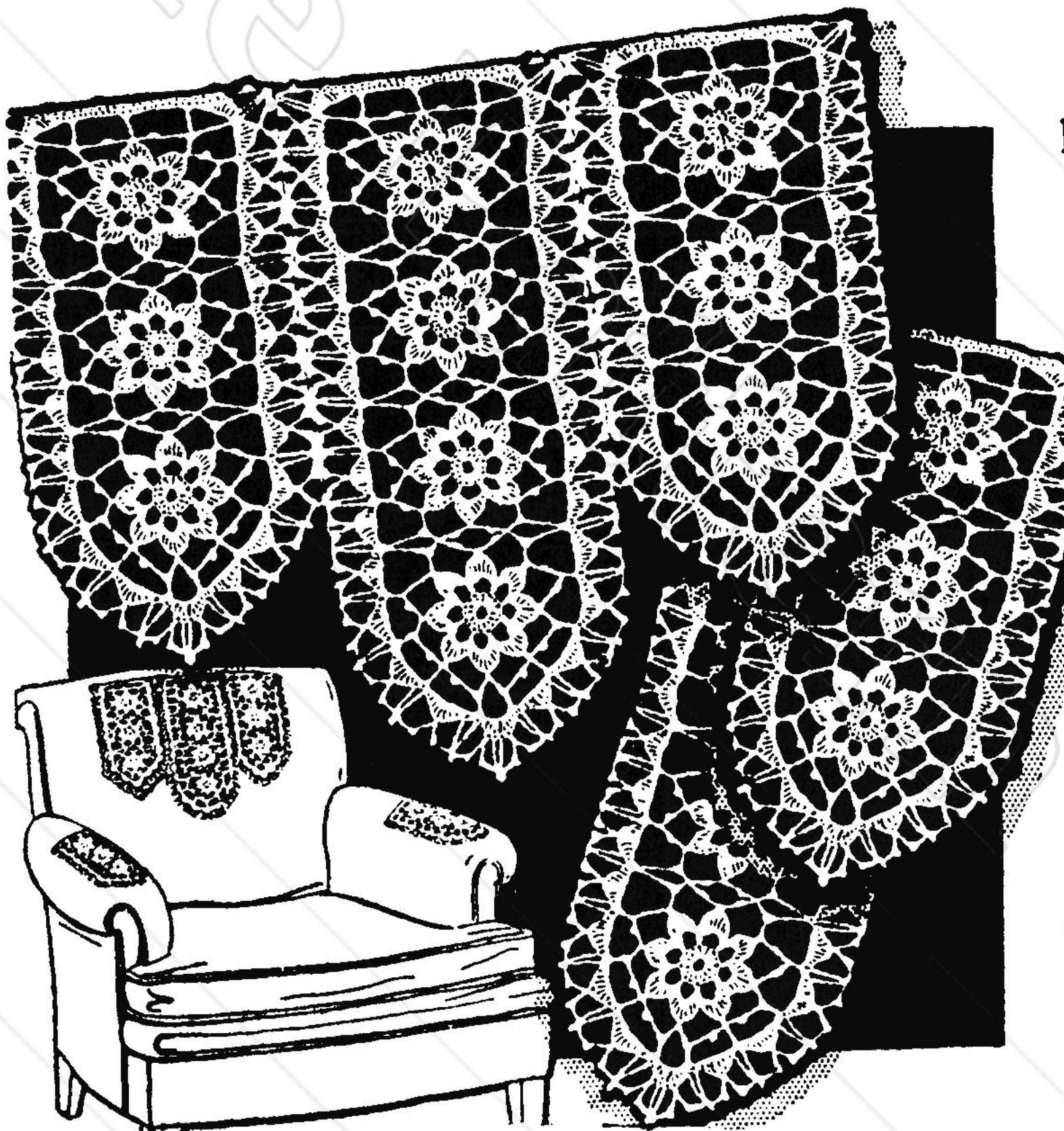
PATTERN 6152

Scenic crochet is ever so popular today and it's such fun to do! Beautify your chair or buffet with this Colonial design—or make a pair of unusual scarf ends—to dress up your home for fall. Ideal and inexpensive in mercerized string. Pattern 6152 contains charts and instructions for making the set; illustrations of it and of stitches used; materials needed.

To obtain this pattern, send 10 cents to St. Louis Globe-Democrat, Household Arts Department, 259 West Fourteenth street, New York, N. Y. Be sure to write plainly, name, address, style number.

Daily Globe-Democrat, Monday Morning, June

It's All Crocheted in Easy Strips



Household
Arts
by
Alice
Brooks


Strips
Repeated
For
Chair or
Davenport
Set or
Scarf
Ends

PATTERN 6154

There are lots of tricks you can do with these crocheted strips—three joined make a chair-back—five will do for a davenport with one for each arm. Or perhaps you'd like a buffet set or scarf ends! Easy to do in mercerized string. Pattern 6154 contains instructions for making the strips; illustrations of them and of stitches; materials needed.

To obtain this pattern, send 10 cents to St. Louis Globe-Democrat, Household Arts Department, 259 West Fourteenth street, New York, N. Y. Be sure to write plainly, name, address, style number.

Goodness Knows We All Need These



**Household
Arts
by
Alice
Brooks**

**Exquisite
Star
Design
Enhances
Doilies
of Three
Sizes**


PATTERN 6164

These stars of the doily world are ready to shine together—on your luncheon table or separately on smaller tables! Crochet them in string or finer cotton. Fascinating pick-up work that's so useful, too.

Pattern 6164 contains instructions for making the doilies, an illustration of them and of stitches, a photograph of doily and materials required.

To obtain this pattern, send 10 cents to St. Louis Globe-Democrat, Household Arts Department, 259 West Fourteenth street, New York, N. Y. Be sure to write plainly, name, address, style number.

One Pattern—Four Lacy Doilies



Household
Arts
by
Alice
Brooks

Make Sets
for
Luncheon
Table
or
Buffet
or
Use as
Separate
Doilies

PATTERN 6170


Variety is the spice of life and something every needlewoman looks for. In this filet crochet, the same design has been adapted to four different shaped and sized doilies. Take your pick for lunch-

eon on buffet sets or for a doily—they're all in one pattern. Pattern 6170 contains instructions and charts for making doilies; illustrations of them; materials needed.

To obtain this pattern, send 10 cents to St. Louis Globe-Democrat, Household Arts Department, 259 West Fourteenth street, New York, N. Y. Be sure to write plainly, name, address, style number.

By *Globe-Democrat*, Thursday Morning, Decer

Lasting Beauty in Filet Crochet



Household
Arts
by
Alice
Brooks


Cloth or
Spread
Shows
Richness
of Simple
Design

PATTERN 6171

Do not let luxury escape you when you can have it so easily and cheaply in this crocheted cloth. This rich square, its simple filet mesh setting off the design, lends itself to spreads, scarfs or smaller articles, too. Use string for larger articles, finer cotton for the smaller ones; the square measures $8\frac{1}{2}$ inches in the former and 5 inches in the latter. Pattern 6171 contains instructions and chart for making square; an illustration of it and of stitches; materials needed; photograph of square.

To obtain this pattern, send 10 cents to St. Louis Globe-Democrat, Household Arts Department, 259 West Fourteenth street, New York, N. Y. Be sure to write plainly, name, address, style number.

Informal Table-Sets Take to Lace



**Household
Arts
by
Alice
Brooks**

**Crochet
Luncheon
or Buffet
Sets or
Separate
Doilies**

PATTERN 6180

Lovely lace doilies have a way of turning the simplest luncheon set into a festive occasion! Here are three useful sizes—18, 12 and 6 inches in diameter. You'll crochet them quickly in string and find them as useful for a buffet or occasional doilies as for a luncheon set. So delight in the beauty of your own handiwork! Pattern 6180 contains instructions for making the doilies; illustrations of them and of stitches; photograph of a doily; materials needed.

To obtain this pattern, send 10 cents to St. Louis Globe-Democrat, Household Arts Department, 259 West Fourteenth street, New York, N. Y. Be sure to write plainly, name, address, style number.

'Crowning Glory' for Any Table!



Household
Arts
by
Alice
Brooks


"Heir-
loom"
Design
in
Squares
for Many
Uses

PATTERN 6182

A cloth to set your china sparkling!—rich in design and fascinating to crochet in simple file squares! And these squares are just as lovely for a bedspread or smaller accessories such as scarves and pillows! Use mercerized string or finer cotton. Pattern 6182 contains instructions and charts for making squares; an illustration of them and of stitches; materials needed.

To obtain this pattern, send 10 cents to St. Louis Globe-Democrat, Household Arts Department, 259 West Fourteenth street, New York, N. Y. Be sure to write plainly, name, address, style number.

Crochet Works Magic With String



Household
Arts
by
Alice
Brooks

Crocheted
Squares
Easy
Enough
For a
Beginner

PATTERN 6187


You'll say it's magic as these squares come tumbling from your crochet hook! Before you know it you'll have enough to make a scarf or pillow. The more ambitious needlewoman will want to crochet

this heirloom spread—it's inexpensive in string! Pattern 6187 contains instructions for making the square; an illustration of it and of stitches; photograph of the square; materials needed.

To obtain this pattern, send 10 cents to St. Louis Globe-Democrat, Household Arts Department, 259 West Fourteenth street, New York, N. Y. Be sure to write plainly, name, address, style number

Daily Globe-Democrat, Thursday Morning, Nov 11

Simple Square Makes Lacy Luxury



Household
Arts
by
Alice
Brooks

Simple
Squares
of Every-
Day String
Make
Charming
Access-
ories


©OPR 1938 HOUSEHOLD ARTS, INC

PATTERN 6187

This striking square, so easy to memorize and crochet, points the way to luxurious lace accessories for your own home—and lovely Xmas gifts for your friends. Crochet one square at a time—then whip them all together to form a scarf, pillow or even a cloth or spread. The cost?—negligible. Pattern 6187 contains instructions for making the square; an illustration of it and of stitches; photograph of the square; materials needed.

To obtain this pattern, send 10 cents to St. Louis Globe-Democrat, Household Arts Department, 259 West Fourteenth street, New York, N. Y. Be sure to write plainly, name, address, style number.

Jiffy Filet Crochet in Large Cloth



Household
Arts
by
Alice
Brooks

Luxurious
Filet
Crochet
Cloth At
Little Cost
Can Be
Made In
Three Sizes

PATTERN 6193

Jiffy crochet—the modern needle-woman's delight! And rightly so for using the large hook and the double strand of string she has beauty in no time. This 60-inch cloth—practical—lovely—gives end-
less wear. Make smaller sizes using single string or a finer cotton. Pattern 6193 contains instructions for cloth; illustration of it and of stitches; materials needed.

To obtain this pattern, send 10 cents to St. Louis Globe-Democrat, Household Arts Department, 259 West Fourteenth street, New York, N. Y. Be sure to write plainly, name, address, style number.

Knit Your Own and Be in Style



Household
Arts
by
Alice
Brooks

Bolero
Suit
Completes
Your
Wardrobe

PATTERN 6212

The bolero brings a new note into your wardrobe. This knitted wool suit—you could wear the bolero effectively with a cloth skirt, too—skillfully contrasts the simple pattern stitch with a plain skirt. Pattern 6212 contains instructions for making bolero and skirt in sizes 16-18 and 38-40 (all in one pattern); an illustration of them and of stitches; materials needed.

To obtain this pattern, send 10 cents to St. Louis Globe-Democrat, Household Arts Department, 259 West Fourteenth street, New York, N. Y. Be sure to write plainly, name, address, style number.

Scraps Make Jiffy Afghan Colorful



**Household
Arts
by
Alice
Brooks**

**It's
Economy
to Use
Wool
Scraps for
This**

COPR 1938 HOUSEHOLD ARTS, INC


PATTERN 6216

Get at this jiffy afghan now and have it ready for the football season. It's made of triangles—all in different scraps with the exception of the darkest ones that are the same throughout. The simple stitch—it's an easy but decorative one—

gives the triangle body so that the finished afghan has a fluffy thickness. Pattern 6216 contains directions for making an afghan and pillow; an illustration of it and of stitches; materials required; and color schemes.

To obtain this pattern, send 10 cents to St. Louis Globe-Democrat, Household Arts Department, 259 West Fourteenth street, New York, N. Y. Be sure to write plainly, name, address, style number.

Jiffy Knit Square—Knitter's Delight



Household
Arts
by
Alice
Brooks

This
Simple
Knitting
Is
Smart
in
the
Home

COPR. 1938, HOUSEHOLD ARTS, INC.


PATTERN 6229

Try this simple knitted square and delight yourself with handiwork you'll proudly show. The square — it measures 10 inches— forms a lovely pattern as it is repeated and joined. Your handwork will result in a spread that will transform your bedroom. Or make a scarf or pillow top. Pattern 6229 contains instructions for making the square; an illustration of it and photograph of square.

To obtain this pattern, send 10 cents to St. Louis Globe-Democrat, Household Arts Department, 259 West Fourteenth street, New York, N. Y. Be sure to write plainly, name, address, style number.

aily Globe-Democrat, Tuesday Morning, Octob

Everyday String Makes Filet Crochet



Household
Arts
by
Alice
Brooks

Just One
Square
Joined
Makes
Handsome
Pattern

COPR. 1928, HOUSEHOLD ARTS, INC.


PATTERN 6234

It's exciting to own a lovely crocheted bedspread, cloth or scarf, but how much more so when you've made every bit of it yourself! Here's your opportunity—crochet a number of these filet but-

terfly squares—and join for the desired accessory. It's as easy as that! Pattern 6234 contains instructions and charts for making square; an illustration of it and of stitches; materials needed.

To obtain this pattern, send 10 cents to St. Louis Globe-Democrat, Household Arts Department, 259 West Fourteenth street, New York, N. Y. Be sure to write plainly, name, address, style number.

Make Varied Gifts of Easy Crochet



Household
Arts
by
Alice
Brooks

Chair Set
Doilies
Scarf Ends
All
From One
Pattern

COPR. 1936, HOUSEHOLD ARTS, INC.


PATTERN 6244

Even if you're a beginner you can successfully make lovely gifts of this pattern. The round center of the chair set — the same design forms the center of the doily, too—is crocheted first and the mesh then worked around it. Make the 14-inch doily to match the set or use each as a separate gift. You'll be delighted at how quickly these are done. Pattern 6244 contains directions for making set and doily; illustrations of it and of stitches; materials needed; photograph of

To obtain this pattern, send 10 cents to St. Louis Globe-Democrat, Household Arts Department, 259 West Fourteenth street, New York, N. Y. Be sure to write plainly, name, address, style number.

St. Louis Globe-Democrat, Monday Morning, November 1936

Crochet Large or Small Articles



Household
Arts
by
Alice
Brooks

Medallion
Can Be
Crocheted
6 or 8
Inches
in String


COPYRIGHT 1936, HOUSEHOLD ARTS, INC.

PATTERN 6266

Crochet a few rounds in string and you have the small medallion, suitable for scarfs and pillows. Add a few more rounds and you have the larger medallion which, repeated and joined, forms this spread or cloth in rich all-over design. Pattern 6266 contains instructions for making medallion; an illustration of it and of stitches; photographs of medallions; materials needed.

To obtain this pattern, send 10 cents to St. Louis Globe-Democrat, Household Arts Department, 259 West Fourteenth street, New York, N. Y. Be sure to write plainly, name, address, style number.

Luxury Is Yours in Little Time



Household
Arts
by
Alice
Brooks

Done In
Two
Strands
of String
It's Quickly
Made


COPR. 1939. HOUSEHOLD ARTS, INC

PATTERN 6270

If you love beauty you'll want to own this lovely 92-inch cloth. It's done in a double strand of string. By crocheting it in a single strand or in fine cotton you can make cloths of various sizes. And if you'd like a scarf for the buffet, crochet just the center part, including the solid band. Simple beauty of design gives this cloth a richness hard to surpass. Pattern 6270 contains instructions for making cloth; an illustration of it and of stitches; materials needed.

To obtain this pattern, send 10 cents to St. Louis Globe-Democrat, Household Arts Department, 259 West Fourteenth street, New York, N. Y. Be sure to write plainly, name, address, style number.

Let Your Handiwork Be Your Pride



Household
Arts
by
Alice
Brooks

Filet
Door
Panel
Inexpen-
sive in
String
and Easy
to Do

COPR. 1939. HOUSEHOLD ARTS, INC.

PATTERN 6281

Don't hide your light under a bushel—let everyone see what lovely handiwork you do! Crochet this lovely panel for your door. It's done in easy filet crochet and will enhance the entrance to your home and curtain it effectively at the

same time. Directions are given to make the panel adjustable to various sized doors. Pattern 6281 contains instructions and charts for making the panel; illustrations of it and of stitches; materials needed.

To obtain this pattern, send 10 cents to St. Louis Globe-Democrat, Household Arts Department, 259 West Fourteenth street, New York, N. Y. Be sure to write plainly, name, address, style number.

Keep Warm in This Crocheted Set



**Household
Arts
by
Alice
Brooks**

**Hood
Scarf 'n'
Mittens
in
Quick
Stitch**


**©DPR. 1939. HOUSEHOLD ARTS, INC.
PATTERN 6294**

It's no trick to be a winter queen these days—not when this fetching hood, scarf and mittens—the last word in style—can be so quickly crocheted of heavy yarn. Colorful scraps may be used most effectively and make the set match various clothes. Pattern 6294 contains directions for making set; materials required; color schemes; illustrations of set and of stitches.

To obtain this pattern, send 10 cents to St. Louis Globe-Democrat, Household Arts Department, 259 West Fourteenth street, New York, N. Y. Be sure to write plainly, name, address, style number.

March 6, 1939.

Popcorns Accent Filet Crochet



Household
Arts
by
Alice
Brooks

Be First
to Make
Lovely
Spread

COPR. 1939. HOUSEHOLD ARTS, INC.

PATTERN 6305


The popcorn detail of this filet square adds an interesting raised effect to the spread, scarf or pillow formed from it. Here's the way to have accessories that are different yet inexpensive to make—you just use mercerized string. Be-

gin crocheting your squares now. They measure 10 inches in string—smaller in finer cotton. Pattern 6305 contains instructions and charts for making the square; materials needed; illustration of square and of stitches.

To obtain this pattern, send 10 cents to St. Louis Globe-Democrat, Household Arts Department, 259 West Fourteenth street, New York, N. Y. Be sure to write plainly, name, address, style number.

St. Louis Daily Globe-Democrat, M

A Bit of String and But One Square



Household
Arts
by
Alice
Brooks

Filet
Crochet
Lends
Itself
To Many
Accessories

COPR. 1939. HOUSEHOLD ARTS, INC.

PATTERN 6307

Think how your finest china will sparkle on a filet cloth formed of these luxurious squares—and what could be more appropriate for a dinner cloth than this choice design? Crochet these 10-inch squares (smaller in finer cotton) of mercerized string. Make a scarf as well. Pattern 6307 contains instructions and charts for making the square; materials needed; illustration of square and of stitches.

To obtain this pattern, send 10 cents to St. Louis Globe-Democrat, Household Arts Department, 259 West Fourteenth street, New York, N. Y. Be sure to write plainly, name, address, style number.

ay 30, 1940.


These Doilies Are Always Useful

In every handicraft there are some design forms that are handed down from generation to generation, retaining their popularity through all the years. When this happens we know that the design must be good.

Crochet is no exception to this rule. Back in the days of our great-grandmothers, the pineapple (and you can see how faithfully the design represents the fruit) was a favorite. That's because it is not only beautiful, but easy to crochet as well.

These doilies—they form a set of three, an oval 16x30 inches, one 13 and one 6 inches in diameter—will add greatly to the appearance of any room. Use string or finer cotton, depending on the size doilies you want. Pattern 6328 contains instructions for making doilies; illustrations of them and stitches; photograph of doily; materials needed.


To obtain this pattern, send 10 cents to the St. Louis Globe-Democrat, Household Arts Department, 259 West Fourteenth street, New York, N. Y. Be sure to write plainly, name, address style number.



COPYR. 1939, HOUSEHOLD ARTS, INC.,
PATTERN 6328

Thursday Morning, March 16, 1939.

Juvenile Spread in Simple Crochet



Household
Arts
by
Alice
Brooks

Center
Panel
Crocheted
in
One Piece
Border
in
Three
Pieces

COPR. 1939, HOUSEHOLD ARTS, INC.

PATTERN 6334

A kiddie would love to own this spread—and it's fun for a grown-up to make too! The center panel, with the children's prayer and all the fascinating juvenile figures, is crocheted in one piece and the teddy bear border is done in three pieces—for easy handling. Simple lace stitch sets off the lettering. Pattern 6334 contains instructions and charts for making the spread shown; illustrations of spread and of stitches; materials needed.

To obtain this pattern, send 10 cents to St. Louis Globe-Democrat, Household Arts Department, 259 West Fourteenth street, New York, N. Y. Be sure to write plainly, name, address, style number.

Dainty Blouse—Quickly Crocheted



**Household
Arts
by
Alice
Brooks**

**Easy
Pattern
Stitch
Forms
Blouse
Plain
Crochet
The Skirt**


COPR. 1939, HOUSEHOLD ARTS, INC.

PATTERN 6340

This crocheted blouse, with its illustrations of it and of stitches; easily memorized pattern stitch, materials needed. Pattern 5954 follows the vogue for laciness. It contains instructions for a skirt is lovely with a plain crocheted (size 16-18 and 38-40); illustration skirt. Pattern 6340 contains in- of it and of stitches; materials structions for making the blouse; needed.

To obtain this pattern, send 10 cents to St. Louis Globe-Democrat, Household Arts Department, 259 West Fourteenth street, New York, N. Y. Be sure to write plainly, name, address, style number.

Luxury Accessories That Cost Little



Household
Arts
by
Alice
Brooks

Squares
of
Easy
Crochet
Make
Spread
Cloth
Scarf
Pillow


COPYRIGHT 1939, HOUSEHOLD ARTS, INC.

PATTERN 6341

Make your home distinctive with this crocheted square, Wild Rose. In the past, a rich lace spread, cloth or scarf was an expensive luxury. Now they cost little, for you simply crochet a number of these dainty squares in mercerized string. Then join them into the desired accessories! Pattern 6341 contains instructions for making square; an illustration of it and of stitches; photograph of square; materials needed.

To obtain this pattern, send 10 cents to St. Louis Globe-Democrat, Household Arts Department, 259 West Fourteenth Street, New York, N. Y. Be sure to write plainly, name, address, style number.

Exclusive Alice Brooks Doilies



Household
Arts
by
Alice
Brooks

Handsome
Star
Design
Doilies
Crocheted
of In-
expensive
String


COPR. 1939. HOUSEHOLD ARTS, INC.

PATTERN 6350

It's such fun to have a bit of crochet under way — something that's going to add beauty to your home! Get busy on these handsome star doilies. They're perfect for luncheon or buffet sets. And so easy to crochet in mercerized string. Of course they can be used separately to beautify occasional tables as well. Pattern 6350 contains instructions for making doilies; illustrations of them and of stitches; photograph of doily; materials needed.

To obtain this pattern, send 10 cents to St. Louis Globe-Democrat, Household Arts Department, 259 West Fourteenth street, New York, N. Y. Be sure to write plainly, name, address, style number.

A Star Among Jiffy-Crochet Cloths



**Household
Arts
by
Alice
Brooks**

**Luxurious
Filet
Crochet
Cloth or
Scarf
At
Little Cost**


COPYRIGHT 1939, HOUSEHOLD ARTS, INC.

PATTERN 6363

Have you ever longed for a luxurious lace cloth and felt you couldn't afford it? Well, here's a beauty in jiffy crochet (two strands) that you can afford, for you simply use mercerized string! It works out beautifully and costs little. The cloth measures 72x90 inches and there's a choice of a scarf in single strand 18x46 inches or one 20x54 inches to match. For smaller sizes use a finer thread. Pattern 6363 contains instructions and charts for making cloth; illustrations of it; materials needed.

To obtain this pattern, send 10 cents to St. Louis Globe-Democrat, Household Arts Department, 259 West Fourteenth street, New York, N. Y. Be sure to write plainly, name, address, style number.

Crochet a Tea-Party Cloth of Lace



Household
Arts
by
Alice
Brooks

"Heir-
loom"
Design
in
Medallions
for Many
Accessories


COPR. 1939, HOUSEHOLD ARTS, INC.

PATTERN 6369

Homes are subject to the decrees of fashion, the same as people—and, today, crochet's the thing! The reason, of course, is that so many lovely accessories can be crocheted the easy way—one medallion at a time. Here's a lovely crochet design that makes accessories you'll be proud to show anywhere. Pattern 6369 contains instructions for making medallions; an illustration of them and of stitches; photograph of medallions; materials needed.

To obtain this pattern, send 10 cents to St. Louis Globe-Democrat, Household Arts Department, 259 West Fourteenth street, New York, N. Y. Be sure to write plainly, name, address, style number.

Small Medallion Makes Rich Pattern



Household
Arts
by
Alice
Brooks

Two Inch
Squares
of
Easy
Crochet
Make
Choice
Accessories

COPR. 1939. HOUSEHOLD ARTS, INC.

PATTERN 6375


Tiny squares of lace—each measuring but $2\frac{1}{4}$ inches in fine cotton—each one crocheted in a twinkling—yet what a wealth of lovely accessories you can make by joining them all together! There are dainty small things to make like scarfs,

doilies, chair sets—large heirloom pieces like spreads and cloths. Pattern 6375 contains instructions for making medallion; an illustration of it and of stitches; photograph of medallion; materials needed.

To obtain this pattern, send 10 cents to St. Louis Globe-Democrat, Household Arts Department, 259 West Fourteenth street, New York, N. Y. Be sure to write plainly, name, address, style number.

5C

Lace Turns Linens Out 'in Style'



Household
Arts
by
Alice
Brooks


Seven
Simple
Edgings
to Use
Many
Ways

PATTERN 6387

Lacy crocheted edgings are little like tatting, another has a match-work, but can transform linens and personal accessories! The pineapple design does on straight and rounded edges—one edging looks like tatting, another has a match-work insertion. Pattern 6387 contains directions for making the edgings; illustrations of them and of stitches; materials needed.

To obtain this pattern, send 10 cents to St. Louis Globe-Democrat, Household Arts Department, 259 West Fourteenth street, New York, N. Y. Be sure to write plainly, name, address, style number.

One Medallion—Many Accessories



Household
Arts
by
Alice
Brooks


Quickly
Memorized
Medallion

COPR. 1939, HOUSEHOLD ARTS, INC.
PATTERN 6394

Here's a dahlia that grows in no time and entirely by means of your crochet hook in string or finer cotton. Make a wealth of lovely things. Pattern 6394 contains instructions for making medallions; illustrations and photographs of them; illustrations of stitches; materials needed.

To obtain this pattern, send 10 cents to the St. Louis Globe-Democrat, Household Arts Department, 259 West Fourteenth street, New York, N. Y. Be sure to write plainly, name, address, style number.

Easy Medallion Makes Rich Pattern



Household
Arts
by
Alice
Brooks

This
Medallion
Is Quickly
Memorized


COPR. 1939, HOUSEHOLD ARTS, INC.

PATTERN 6406

Here's your chance to make pensively! This quickly memorized many lovely accessories for your medallion, when repeated and home and do it easily and inex- joined, forms a scarf or cloth of

To obtain this pattern, send 10 cents to St. Louis Globe-Democrat, Household Arts Department, 259 West Fourteenth street, New York, N. Y. Be sure to write plainly, name, address, style number.

Rich Cloth Is Within Your Budget



Household
Arts
by
Alice
Brooks

It Measures
72 Inches
Crocheted
in String
54 Inches
in Finer
Cotton

COPR. 1939, HOUSEHOLD ARTS, INC.


PATTERN 6410

Rich splendor for your table— heirloom crochet you'll always be proud of—a piece that will win notice wherever shown! And it's simple filet crochet, too! You can make cloths 72, 54 or 36 inches square, depending on the material you use and whether you work in

double or treble crochet. Just fancy how lovely this old-fashioned design, with its romantic figures, would look upon your table. Pattern 6410 contains instructions and charts for making cloth; illustration of it and of stitches; materials needed.

To obtain this pattern, send 10 cents to St. Louis Globe-Democrat, Household Arts Department, 259 West Fourteenth Street, New York, N. Y. Be sure to write plainly, name, address, style number.

Many Purpose Edgings Easy to Do



Household
Arts
by
Alice
Brooks

Trim Your
Linens
or
Lingerie
With
These

COPR. 1939, HOUSEHOLD ARTS, INC.


PATTERN 6415

Lovely edgings change plain lingerie and linens into treasures! And these edgings are all easy to crochet. The top one makes exquisite collars and cuffs as well as trimming for many straight-edged

articles. Some may be used on round edges like doilies—others make splendid shelving, worked in string. Take your choice! Pattern 6415 contains directions for making the edgings, illustrations of them and of stitches, materials needed.

To obtain this pattern, send 10 cents to St. Louis Globe-Democrat, Household Arts Department, 259 West Fourteenth Street, New York, N. Y. Be sure to write plainly, name, address, style number.

This Can Be a Beginner's Pride



Household
Arts
by
Alice
Brooks

Squares
Make This
and Other
Lovely
Accessories

Dogwood

COPR. 1939, HOUSEHOLD ARTS, INC

PATTERN 6420

Dogwood, that lovely flower of quickly! Pattern 6420 contains di-
spring, inspired this prize square rections for square; illustrations of
that makes such choice accessories. it and of stitches; materials need-
Even a beginner will find it goes ed; photograph of square.

To obtain this pattern, send 10 cents to St. Louis Globe-Demo-
crat, Household Arts Department, 259 West Fourteenth Street, New
York, N. Y. Be sure to write plainly, name, address, style number.

Jiffy Cloth Will Be an Heirloom



**Household
Arts
by
Alice
Brooks**

**You Can
Make
Cloths
from 30 to
62 Inches
in Size**


PATTERN 6428

Jiffy crochet (a large hook and two strands of string) makes this lovely 62-inch cloth. Other smaller sizes may be made, too. Pattern cloth.

To obtain this pattern, send 10 cents to St. Louis Globe-Democrat, Household Arts Department, 259 West Fourteenth Street, New York, N. Y. Be sure to write plainly, name, address, style number.

3D

You'll Show These With Pride



Household
Arts
by
Alice
Brooks

All Simple
Crochet
for
Doilies
in
Three Sizes

COPR. 1939, HOUSEHOLD ARTS, INC.


PATTERN 6436

Doilies—no household can have too many—they lend that smart touch to dinner table, buffet or incidental table. Do them in two colors if you wish. Pattern 6436 contains directions for making doilies; illustrations of them and stitches; photograph of doily; materials needed.

To obtain this pattern, send 10 cents to the St. Louis Globe-Democrat, Household Arts Department, 259 West Fourteenth street, New York, N. Y. Be sure to write plainly, name, address, style number.

St. Louis Daily Globe-Democrat,

Varied Doilies in One Pattern



Household
Arts
by
Alice
Brooks


Doilies
for
many
Purposes
Easy
to
Crochet
in String

PATTERN 6444

No housewife can have too many buffet sets, too. Pattern 6444 contains instructions and charts for making doilies; illustrations of them; materials needed. They're excellent for luncheon and

To obtain this pattern, send 10 cents to St. Louis Globe-Democrat, Household Arts Department, 259 West Fourteenth street, New York, N. Y. Be sure to write plainly, name, address, style number.

Something New for Your Kitchen



Household
Arts
by
Alice
Brooks

Six Smart
Towels
Done in
No Time


PATTERN 6454

Everybody will welcome these Scotties in their kitchen. A touch of black with color introduced in 6 motifs, averaging $7\frac{1}{2} \times 9\frac{3}{4}$ inches; flowers and cross-bars, and you materials needed; ill. of stitches; have a gay set of towels. Pattern color schemes.

To obtain this pattern, send 10 cents to St. Louis Globe-Democrat, Household Arts Department, 259 West Fourteenth street, New York, N. Y. Be sure to write plainly, name, address, style number.

July 20, 1939.

You Can Make This Without a Bib



Household
Arts
by
Alice
Brooks

Crochet
Handsome
Pineapple
Design

COPR. 1939, HOUSEHOLD ARTS, INC.

PATTERN 6425

PATTERN 6452.


This simple apron with flattering smocking is distinctive in having an initialed pocket. Pattern 6452 contains a transfer pattern of a

2½x54-inch strip for smocking, and a 2¾-inch alphabet; color scheme; materials needed; illustrations of stitches; directions for making an apron.

To obtain this pattern, send 10 cents to St. Louis Globe-Democrat, Household Arts Department, 259 West Fourteenth street, New York, N. Y. Be sure to write plainly, name, address, style number.

ny Globe-Democrat, Wednesday Morning, Dec

New Note in Afghans



Household
Arts
by
Alice
Brooks

Colors
Worked
Back And
Forth in
Easy
Afghan

COPR. 1939, HOUSEHOLD ARTS, INC.


PATTERN 6505

Easily crocheted is this two color afghan with its smart herring-bone effect in simple rib stitch. Beginner and experienced crocheter alike

will be proud of this handiwork. Pattern 6505 contains directions for making afghan; illustrations of it and stitches; materials needed; color schemes.

To obtain this pattern, send 10 cents to the St. Louis Globe-Democrat, Household Arts Department, 259 West Fourteenth street, New York City, New York.

Novel Crochet for Chair or Buffet



Household
Arts
by
Alice
Brooks

Chair
or
Buffet
Set
Crocheted
in
Fine
Cotton


COPR. 1939. HOUSEHOLD ARTS, INC.

PATTERN 6508

Clipper ships—the spirit of adventure! And doing this one in filet set; illustrations of it and stitches; crochet will be a pleasant and advantageous venture. Pattern 6508

To obtain this pattern, send 10 cents to the St. Louis Globe-Democrat, Household Arts Department, 259 West Fourteenth street, New York, N. Y. Be sure to write plainly, name, address, style number.

Get Busy on Scottie Hooked Rug



Household
Arts
by
Alice
Brooks

Smart
Rug
is
Adjustable
in Size

©COPR. 1939, HOUSEHOLD ARTS, INC.


PATTERN 6534

Making a hooked rug is easy and economical, for odds and ends of materials are just hooked through burlap. These pert scotties fit in any room. Pattern 6534 contains a transfer pattern of a motif 12x15½ inches, four 6¾-inch corners; materials needed; color chart; illustration of stitches.

To obtain this pattern, send 10 cents to the St. Louis Globe-Democrat, Household Arts Department, 259 West Fourteenth street, New York, N. Y. Be sure to write plainly, name, address, style number.

St. Louis Daily Globe-Democrat, III

Begin Now on Matched Crochet




Household
Arts
by
Alice
Brooks

Pillow an
Easy-to-
Make
"Match"
for Chair
Set

COPR. 1939. HOUSEHOLD ARTS, INC.
PATTERN 6540

To obtain this pattern, send 10 cents to the St. Louis Globe-Democrat, Household Arts Department, 259 West Fourteenth street, New York, N. Y. Be sure to write plainly, name, address, style number.

Crochet Smartens Chair or Buffet



Household
Arts
by
Alice
Brooks

Crochet
Chair Set
and
Matching
Pillow
in Simple
Filet

COPR. 1939. HOUSEHOLD ARTS, INC.


PATTERN 6540

Give your chairs an inviting look with this simple filet crochet chair set and its matching pillow. It's always good taste to have harmonizing accessories! Fun to do in

string. Pattern 6540 contains instructions for making set; illustration of it and stitches; materials needed.

To obtain this pattern, send 10 cents to the St. Louis Globe-Democrat, Household Arts Department, 259 West Fourteenth street, New York, N. Y. Be sure to write plainly, name, address, style number.

Heirloom Crocheted in Spare Time



Household
Arts
by
Alice
Brooks

Fascinating
Crochet
Makes
Medallions
That Form
Many
Accessories
Poinsettia


COPR. 1939, HOUSEHOLD ARTS, INC.

PATTERN 6555

Even a beginner in crochet will find this medallion quickly done. Memorized in time, it's ideal pick-up work. Pattern 6555 contains instructions for making medallion; an illustration of it and stitches; materials needed.

To obtain this pattern, send 10 cents to the St. Louis Globe-Democrat, Household Arts Department, 259 West Fourteenth street, number.

Two Sets of Doilies in One Pattern



**Household
Arts
by
Alice
Brooks**

**Round
or Oblong
Doilies
in Simple
Filet
Crochet**


COPR. 1939, HOUSEHOLD ARTS, INC.

PATTERN 6556

Whether you favor oblong or round doilies, this lovely filet crochet pattern will fill your needs. There are two sized oblongs and two round motifs suitable for doilies of varied uses. Pattern 6556 contains charts and directions for doilies; illustrations of them and stitches; materials needed.

To obtain this pattern, send 10 cents to the St. Louis Globe-Democrat, Household Arts Department, 259 West Fourteenth street, New York, N. Y. Be sure to write plainly, name, address, style number.

They'll Form Shade Pulls or Mats



Household
Arts
by
Alice
Brooks

Easy
Popcorn
Medallions
Ideal
Thickness
for
Hot Plate
Mats

COPR. 1939. HOUSEHOLD ARTS, INC


PATTERN 6557

Crocheted over bone rings, these easy popcorn medallions make dainty shade pulls, an effective inexpensive gift quickly made. A number of them joined form oval or round hot plate mats. The popcorns and the rings add thickness to protect your table. Pattern 6557 contains instructions for medallions; illustrations of them and of stitches; photograph of medallions; materials needed.

To obtain this pattern, send 10 cents to the St. Louis Globe-Democrat, Household Arts Department, 259 West Fourteenth street, New York, N. Y. Be sure to write plainly, name, address, style number.

St. Louis D

Brighten Home With Easy Crochet



Household
Arts
by
Alice
Brooks


Shell
Stitch
Rug
Made
in
Separate
Pieces

COPR. 1940. HOUSEHOLD ARTS, INC.

PATTERN 6561

Dress up your home with this in separate pieces, joined. Pattern shell stitch rug crocheted in four 6561 contains directions for rug; strands of string, candlewick or illustrations of it and stitches; materials needed; color schemes.

Flower Potholders for Gay Kitchen



**Household
Arts
by
Alice
Brooks**

**You'll
Quickly
Crochet
These Gay
And
Durable
Potholders**

COPR. 1940, HOUSEHOLD ARTS, INC.


PATTERN 6581

These practical potholders are entirely in single crochet in four strands of string and unbleached cotton and a color. Pattern 6581

contains instructions and charts for making the potholders; illustrations of them and stitches; materials needed.

To obtain this pattern, send 10 cents to the St. Louis Globe-Democrat, Household Arts Department, 259 West Fourteenth street, New York, N. Y. Be sure to write plainly, name, address, style number.

Stitch Kittens on Tots' Accessories



Household
Arts
by
Alice
Brooks

Animated
Motifs
Quickly
Done in
Cross
Stitch
Mainly

COPR. 1940, HOUSEHOLD ARTS, INC.

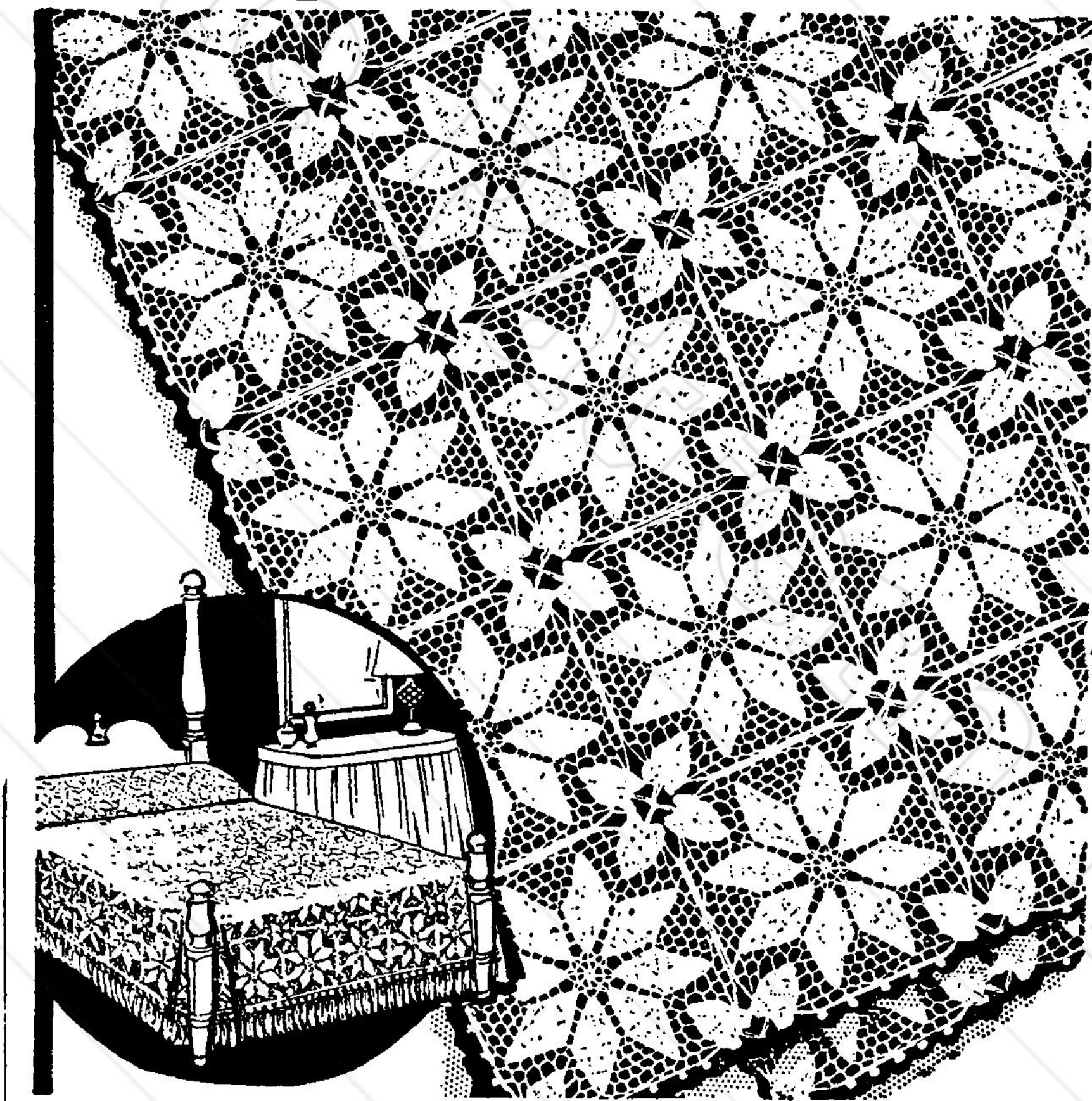
PATTERN 6582

The tots will love these kittens and so will you when you see how quickly each one works up. Do them in shades of gray or brown with bright colors, for clothes and accessories. They are suitable dec-

oration both for nursery accessories and bibs and clothes. Pattern 6582 contains a transfer pattern of nine motifs averaging $4\frac{3}{4} \times 5\frac{3}{4}$ inches; color schemes; materials needed; illustrations of stitches.

To obtain this pattern, send 10 cents to the St. Louis Globe-Democrat, Household Arts Department, 259 West Fourteenth street, New York, N. Y. Be sure to write plainly, name, address, style number.

Luxury Can Be Yours in Crochet



Household
Arts
by
Alice
Brooks

Make
Lovely
Accessories
for Your
Home
This
Easy Way

Colonial
Beauty


PATTERN 6594

Here's crochet that in its simplicity adds beauty to your home. Colonial Beauty is made of just one easy square, repeated. Pattern 6594 contains instructions for making the square; illustrations of it and stitches; materials needed; photograph of square.

To obtain this pattern, send 10 cents to the St. Louis Globe-Democrat, Household Arts Department, 259 West Fourteenth street, New York, N. Y. Be sure to write plainly, name, address, style number.

June 6, 1940.

Rug Crocheted in Easy Sections



Household
Arts
by
Alice
Brooks

The
Simple
Shell
Stitch
is Fun
to Do

COPYRIGHT 1940, HOUSEHOLD ARTS, INC.


PATTERN 6601

Choose three colors or two shades and white for this easy shell stitch rug crocheted in sections for easy handling. Use four strands

of string, candlewick or rags. Pattern 6601 contains directions for making rug; illustrations of it and stitches; materials required; color schemes.

To obtain this pattern, send 10 cents to the St. Louis Globe-Democrat, Household Arts Department, 259 West Fourteenth street, New York, N. Y. Be sure to write plainly, name, address style number.

Medallion Attracts Beginners, Too



Household
Arts
by
Alice
Brooks

Crocheted
Flower
Medallions
Form
Exquisite
Accessories

Full
Blown
Rose


COPR. 1940, HOUSEHOLD ARTS, INC.

PATTERN 6611

Full-blown rose—it should be time. Pattern 6611 contains directions for medallions, illustrations that easy. You'll be ready to join of them and stitches, materials them together in surprisingly short needed, photograph of medallions.

To obtain this pattern, send 10 cents to the St. Louis Globe-Democrat, Household Arts Department, 259 West Fourteenth street, New York, N. Y. Be sure to write plainly, name, address, style number.

Crochet These in Three Sizes



Household
Arts
by
Alice
Brooks

All Simple
Crochet
for
Pinwheel
Design
Doilies

COPR. 1940. HOUSEHOLD ARTS, INC.

PATTERN 6615

Even if you're a beginner, don't hesitate to crochet this easy doily that comes in two smaller sizes suitable for luncheon sets. Pattern 6615 contains instructions for making the doilies, an illustration of them and stitches, photograph of doily, materials needed.

To obtain this pattern, send 10 cents to the St. Louis Globe-Democrat, Household Arts Department, 259 West Fourteenth street, New York, N. Y. Be sure to write plainly, name, address, style number.

Newest and Gayest in Glove Crochet



Household
Arts
by
Alice
Brooks

Gloves
Crocheted
in
Two
Identical
Pieces

COPR. 1940. HOUSEHOLD ARTS, INC.


PATTERN 6618

These gloves in pearl cotton or tern 6618 contains instructions for string, are done in two identical making gloves in a small, medium pieces in the easiest of stitches, and and large size, materials needed, il- have cuffs in popcorn stitch. Pat- lustration of gloves and stitches.

To obtain this pattern, send 10 cents to the St. Louis Globe-Democrat, Household Arts Department, 259 West Fourteenth street, New York, N. Y. Be sure to write plainly, name, address, style number.

St. Louis Globe-Democrat, Wednesday Morning, April 11, 1940

Filet Scarfs Useful in Any Room



Household
Arts
by
Alice
Brooks

Smart
Filet
Crochet
Costs
Little
Worked in
Mercerized
String


COPR. 1940, HOUSEHOLD ARTS, INC.

PATTERN 6621

Make these filet scarfs for bedroom, living room or dining room. The same design can be made in various lengths. Pattern 6621 contains charts and directions for scarfs; illustrations of them and stitches; materials needed.

To obtain this pattern, send 10 cents to the St. Louis Globe-Democrat, Household Arts Department, 259 West Fourteenth street, New York, N. Y. Be sure to write plainly, name, address, style number.

Famous Pineapple Design Is Easy



Household
Arts
by
Alice
Brooks

Form
Chair
Davenport
Buffet Sets
From
Easily
Crocheted
Strips


COPYRIGHT 1940 HOUSEHOLD ARTS INC

PATTERN 6630

Here's something new in the add coziness to your home. Pat-
pineapple design. Crochet this chair tern 6630 contains instructions for
or davenport set in strips—as many set; illustration of it and stitches;
as you like. Its lacy beauty will materials needed.

To obtain this pattern, send 10 cents to the St. Louis Globe-Dem-
ocrat, Household Arts Department, 259 West Fourteenth street, New
York, N. Y. Be sure to write plainly, name, address, style number.

Embroider Bouquets on Bedspread



Household
Arts
by
Alice
Brooks

Chair Back
Made in
Three
Parts
with
Center
Repeated
For
Arm Rests


COPR. 1900, HOUSEHOLD ARTS, INC.

PATTERN 6637

Here's crochet that's different and yet so effective. The center of the chair back is worked just like a doily (it forms the arm rests, too) and is then completed with the easy mesh. Pattern 6637 contains instructions for set; illustration of it and stitches; materials needed.

To obtain this pattern, send 10 cents to the St. Louis Globe-Democrat, Household Arts Department, 259 West Fourteenth street, New York, N. Y. Be sure to write plainly, name, address, style number.

Pineapple Design Has Many Uses



**Household
Arts
by
Alice
Brooks**

**Twelve
Inch
Medallion
Crocheted
in String
Does For
Pillow Top**

**Pineapple
Medallion**


COPR. 1940. HOUSEHOLD ARTS, INC.

PATTERN 6639

The pineapple design has rightfully been a favorite with crocheters. Here is a variation in a medallion for choice accessories—one alone in string forms a pillow top. Pattern 6639 contains instructions for making medallion; an illustration of it and materials needed.

To obtain this pattern, send 10 cents to the St. Louis Globe-Democrat, Household Arts Department, 259 West Fourteenth street, New York, N. Y. Be sure to write plainly, name, address, style number.

Rich Cloth Is Within Your Budget



**Household
Arts
by
Alice
Brooks**

**The Easy
Crocheted
Medallions
Add Up
Quickly
Rosette**

COPR. 1940. HOUSEHOLD ARTS, INC.


PATTERN 6665

Every time you use the accessory you make of these crocheted medallions (they're quickly memorized), you'll be proud of your handiwork and add to your home's attractiveness. Pattern 6665 contains instructions for medallions; illustrations of them and stitches; materials needed.

To obtain this pattern, send 10 cents to the St. Louis Globe-Democrat, Household Arts Department, 259 West Fourteenth street, New York, N. Y. Be sure to write plainly, name, address, style number.

40

All Crocheted in Easy Medallions



Household
Arts
by
Alice
Brooks

Lovely
Spread
Cloth
or
Pillow

Rosette


COPR. 1940. HOUSEHOLD ARTS, INC.

PATTERN 6665

If you've never crocheted, here's contains instructions for medal-
the medallion to start on. Easy— lions; photograph and illustrations
memorized in no time—it makes of them; illustration of stitches;
lovely accessories. Pattern 6665 materials needed.

To obtain this pattern, send 10 cents to the St. Louis Globe-Dem-
ocrat, Household Arts Department, 259 West Fourteenth street, New
York, N. Y. Be sure to write plainly, name, address, style number.

Easy Medallions Form Durable Rug



**Household
Arts
by
Alice
Brooks**


**Crochet
Rug
Footstool
Pillow Top
in Three
Colors or
Scraps**

PATTERN 6670

Color, economy and beauty, all in 6670 contains instructions for making rug; illustrations of it and crocheted in different color arrangements, in odds and ends of materials needed. wool, rags or candlewick. Pattern

To obtain this pattern, send 10 cents to the St. Louis Globe-Democrat, Household Arts Department, 259 West Fourteenth street, New York, N. Y. Be sure to write plainly, name, address, style number.

Crochet Doilies—a Smart Vogue



**Household
Arts
by
Alice
Brooks**

**These
Three
Sizes
Are
Practical**


COPR. 1940, HOUSEHOLD ARTS, INC.

PATTERN 6673

Round and round it goes — and that's all there is to this lovely set of three crocheted doilies. You can never have too many. Pattern 6673 contains instructions for making the doilies; an illustration of them and stitches; photograph of doily; materials needed.

To obtain this pattern, send 10 cents to the St. Louis Globe-Democrat, Household Arts Department, 259 West Fourteenth street, New York, N. Y. Be sure to write plainly, name, address, style number.

Stitchery and Lace Make Them Gay



Household
Arts
by
Alice
Brooks

Stitchery
and
Crochet
Quickly
Added to
Scarfs
and
Towels

COPR. 1940, HOUSEHOLD ARTS, INC.

PATTERN 6681

Get out your gayest threads and fill these filet crochet baskets with these easy lazy-daisy flowers. Pattern 6681 contains a transfer pattern of 12 motifs ranging from 5x15 inches to 2x4 inches; chart and directions for crochet; illustrations of stitches; materials needed.

To obtain this pattern, send 10 cents to the St. Louis Globe-Democrat, Household Arts Department, 259 West Fourteenth street, New York, N. Y. Be sure to write plainly, name, address, style number.


Varied Stitchery in One Pattern

What housewife doesn't know that a touch of embroidery can give distinction to the plainest accessories! When she can add it herself with this pattern, there is no reason for lacking lovely linens.

Besides every needlewoman enjoys variety—it's diverting to do a bit of cross stitch on one linen—to mass up colorful lazy-daisy flowers on another—to quickly embroider a flower-filled basket in single stitch. With these different motifs in varied stitchery, everyone can choose their favorite type of needlework.

And this pattern gives you just this opportunity — quantities of small and medium sized motifs in all types of stitchery and design. Pattern 6686 contains a transfer pattern of 22 motifs ranging from 5¼x6 inches to 1¾x2¾ inches; illustrations of stitches; materials needed; color schemes.

To obtain this pattern, send 10 cents to the St. Louis Globe-Democrat, Household Arts Department, 259 West Fourteenth street, New York, N. Y. Be sure to write plainly, name, address, style number.



COPR. 1940. HOUSEHOLD ARTS, INC.

PATTERN 6686

Small Motifs for Many Linens



Household
Arts
by
Alice
Brooks

Easy
Stitchery
Quickly
Done

COPR. 1940. HOUSEHOLD ARTS, INC.


PATTERN 6695

The wise needlewoman commences early to put aside odd linens for gifts. This pattern gives her a chance to effectively em-

broider a great variety of them. Pattern 6695 contains a transfer pattern of 14 motifs ranging from $5\frac{1}{4} \times 13$ to $1\frac{3}{4} \times 3$ inches; illustrations of stitches; materials needed.

To obtain this pattern, send 10 cents to the St. Louis Globe-Democrat, Household Arts Department, 259 West Fourteenth street, New York, N. Y. Be sure to write plainly, name, address, style number.

Cute Puppies Are Fun to Crochet



Household
Arts
by
Alice
Brooks

Easy Filet
Crochet
Forms
Chair
Buffet Set
or
Scarf Ends

COPR. 1940. HOUSEHOLD ARTS, INC.

PATTERN 6696

Cuddly puppies in filet crochet make this easy chair set an outstanding favorite. Use string—contains charts and directions for set; materials needed; illustrations make scarf ends, too. Pattern 6696 of it and stitches.

To obtain this pattern, send 10 cents to the St. Louis Globe-Democrat, Household Arts Department, 259 West Fourteenth street, New York, N. Y. Be sure to write plainly, name, address, style number.

St. Louis Daily Globe-Democrat, C

Stitch Cute Pets on Dish Towel Set



Household
Arts
by
Alice
Brooks

Droll
Motifs
Make
Dish
Drying
a Joy

COPR. 1940, HOUSEHOLD ARTS, INC.


PATTERN 6697

Speaking of flowers that bloom in the spring—these in single and lazy-daisy stitch form words and the cross-stitch pups and kittens

add a bit of action. Pattern 6697 contains a transfer pattern of six motifs averaging $6 \times 6\frac{1}{2}$ inches; materials needed; color schemes; illustrations of stitches.

To obtain this pattern, send 10 cents to the St. Louis Globe-Democrat, Household Arts Department, 259 West Fourteenth street, New York, N. Y. Be sure to write plainly, name, address, style number.

Crochet Dinner Cloth Yourself



Household
Arts
by
Alice
Brooks


Make
Home
Smart
in
Your Own
Handiwork
Beginner's
Choice

COPR. 1940. HOUSEHOLD ARTS INC.

PATTERN 6699

Just learning to crochet—try Beginner's Choice! It's not only easy to do, but you'll be proud of your work, for the medallion is a lovely one. Pattern 6699 contains instructions for medallions; photographs and illustrations of them; illustrations of stitches; materials needed.

Varied Scarf Lengths Are Given



Household
Arts
by
Alice
Brooks

Exclusive
Alice
Brooks
Crochet

COPR. 1940. HOUSEHOLD ARTS, INC.


PATTERN 6717

Luxury is yours at little cost in these beautiful scarves, crocheted in string. Given in two sizes, 18x60 and 18x36 inches, they're equally suitable for bedroom or dining room.

Pattern 6717 contains instructions for making scarves; illustrations of them and stitches; photograph of scarf; materials needed.

To obtain this pattern, send 10 cents to the St. Louis Globe-Democrat, Household Arts Department, 259 West Fourteenth street, New York, N. Y. Be sure to write plainly, name, address, style number.

Crochet These in Three Sizes



Household
Arts
by
Alice
Brooks

Doilies
Crocheted
of In-
expensive
String

COPR. 1930, HOUSEHOLD ARTS, INC.

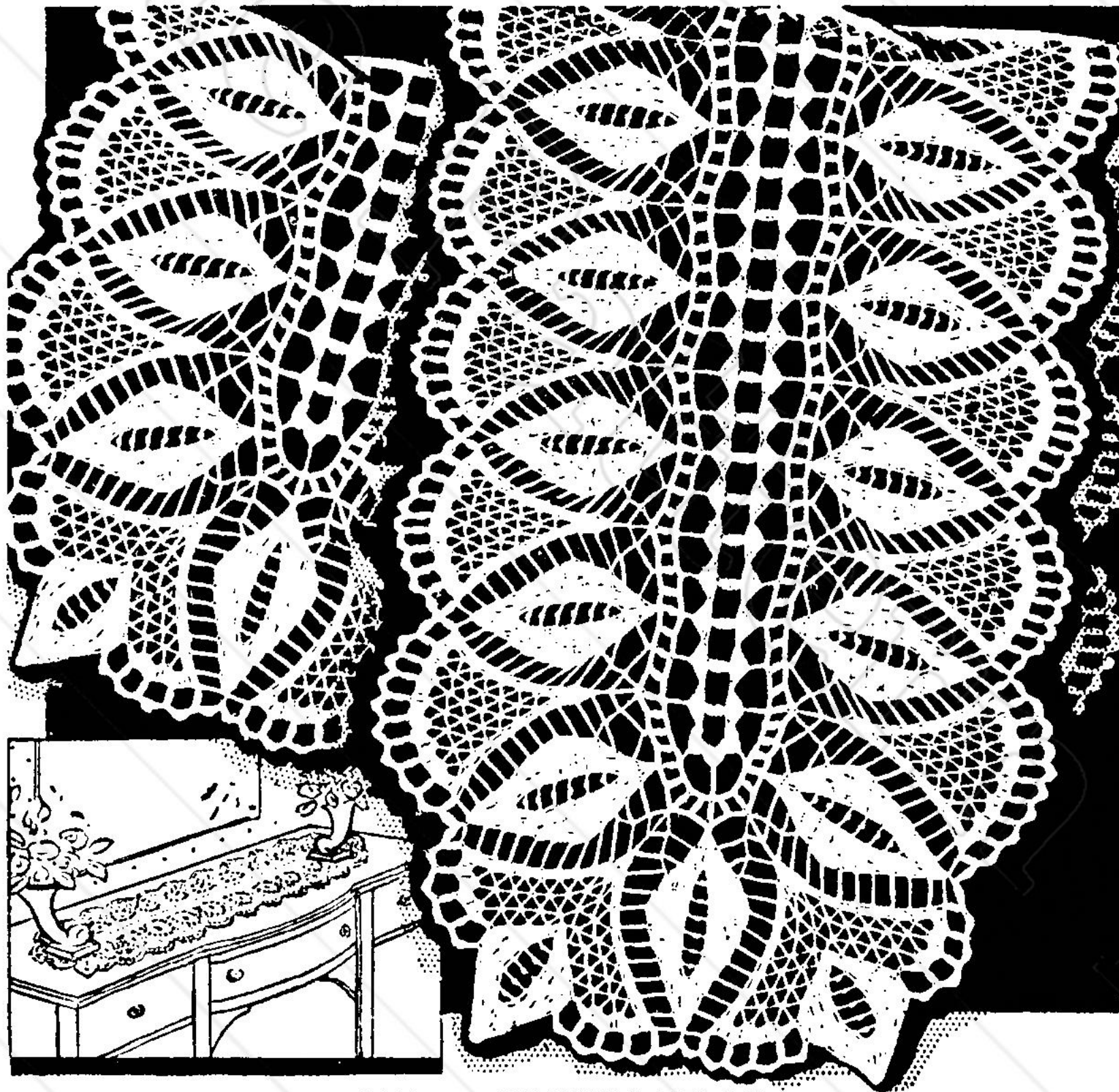
PATTERN 6737

Crochet a luncheon set with these doilies—a buffet set—incidental doilies, all in economical string. It takes but two skeins for a complete luncheon set. Pattern 6737 con-

tains instructions for making doilies; illustrations of them and stitches; photograph of doily; materials needed.

To obtain this pattern, send 10 cents to the St. Louis Globe-Democrat, Household Arts Department, 259 West Fourteenth street, New York, N. Y. Be sure to write plainly, name, address, style number.

An Exclusive Alice Brooks Design



Household
Arts
by
Alice
Brooks

Simple
to Crochet
in String
or Finer
Cotton


COPR. 1940. HOUSEHOLD ARTS, INC.

PATTERN 6740

These scarfs, crocheted in string, niture. Pattern 6740 contains in-
can be made in various sizes, giv- structions for making scarfs; illus-
ing you the opportunity of making trations of them and stitches; pho-
a set for matching pieces of fur- tograph of scarf; materials needed.

To obtain this pattern, send 10 cents to the St. Louis Globe-Democrat, Household Arts Department, 259 West Fourteenth street, New York, N. Y. Be sure to write plainly, name, address, style number.

Set an Attractive Table With These



Household
Arts
by
Alice
Brooks

These
Doilies
Cost
Little
Crocheted
of
String


COPR. 1940. HOUSEHOLD ARTS, INC.

PATTERN 6746

Be a hostess who is proud of her table. Crochet this doily set in the popular pineapple design—in string the long one is a centerpiece, the round ones place doilies. Pattern 6746 contains instructions for making doilies; illustrations of them and stitches; photograph of doily; materials needed.

To obtain this pattern, send 10 cents to the St. Louis Globe-Democrat, Household Arts Department, 259 West Fourteenth street, New York, N. Y. Be sure to write plainly, name, address, style number.

Crochet Own Household Finery



Household
Arts
by
Alice
Brooks

Simply
Crochet
and
Join
These
Medallions

Peacock
Plumes


COPR. 1900. HOUSEHOLD ARTS, INC.

PATTERN 6757

Beginner and experienced crocheter alike will enjoy making these medallions so aptly named Peacock Plumes. Join them into this rich dinner cloth or a handsome scarf. Pattern 6757 contains instructions for making medallions; illustrations of them and stitches; photograph of medallions; materials needed.

To obtain this pattern, send 10 cents to the St. Louis Globe-Democrat, Household Arts Department, 259 West Fourteenth street, New York City, New York.

Crochet Own Household Finery



Household
Arts
by
Alice
Brooks

Simply
Crochet
and
Join
These
Medallions

Peacock
Plumes


COPR. 1940. HOUSEHOLD ARTS, INC.

PATTERN 6757

Beginners, make an impression with your handiwork! This medallion, Peacock Plumes, so easy to crochet, will make you as proud as the peacocks who inspired it. Pattern 6757 contains instructions for making medallions; illustration of them and stitches; photograph of medallions; materials needed.

To obtain this pattern, send 10 cents to the St. Louis Globe-Democrat, Household Arts Department, 259 West Fourteenth street, New York, N. Y. Be sure to write plainly, name, address, style number.

Exclusive Scarf in Various Lengths



Household
Arts
by
Alice
Brooks

Matching
Mat
May Also
Be Made


COPR. 1940. HOUSEHOLD ARTS, INC.

PATTERN 6768

You'll be delighted with the transformation this filet crochet scarf and mat can work in your home, whether you use it as a buffet or luncheon set or as a dresser scarf. Pattern 6768 contains instructions and charts for making scarfs; illustration of them and stitches; materials needed.

To obtain this pattern, send 10 cents to the St. Louis Globe-Democrat, Household Arts Department, 259 West Fourteenth street, New York, N. Y. Be sure to write plainly, name, address, style number.

Varied Crochet in One Pattern



Household
Arts
by
Alice
Brooks

All Are
in Lovely
Pineapple
Crochet


COPR. 1940. HOUSEHOLD ARTS, INC.

PATTERN 6778

A lot of gifts all in one crochet many linens) are acceptable. Pat-
pattern! And what welcome gifts, tern 6778 contains instructions for
articles in the popular pineapple making doilies and edging; illustra-
design will make. Just one doily or tions of them and stitches; photo-
a few yards of edging (so useful on graph of doily; materials needed.

To obtain this pattern, send 10 cents to the St. Louis Globe-Democrat, Household Arts Department, 259 West Fourteenth street, New York, N. Y. Be sure to write plainly, name, address, style number.

Make This Heirloom in Crochet



Household
Arts
by
Alice
Brooks

Sixty-Inch
Filet
Crochet
Cloth
May
Be Made
in Other
Sizes


COPR. 1940. HOUSEHOLD ARTS, INC.

PATTERN 6779

Make your home luxurious with this choice filet crochet cloth done in two strands of string. Use finer cotton for making the smaller sizes. Pattern 6779 contains chart and directions for making cloth; illustrations of it, and stitches; material needed.

To obtain this pattern, send 10 cents to the St. Louis Globe-Democrat, Household Arts Department, 259 West Fourteenth street, New York, N. Y. Be sure to write plainly, name, address, style number.

They'll Add Gaiety to the Kitchen



Household
Arts
by
Alice
Brooks

These
Towels
Are Easy
to
Embroider

COPR. 1940. HOUSEHOLD ARTS, INC.

PATTERN 6780


Get these bluebird towels into your kitchen—they'll give it color. The stitchery is so simple on each one that a child could do them

with ease. Pattern 6780 contains a transfer pattern of 6 motifs averaging 6½x8½ inches; materials needed; illustrations of stitches; color schemes.

To obtain this pattern, send 10 cents to the St. Louis Globe-Democrat, Household Arts Department, 259 West Fourteenth street, New York, N. Y. Be sure to write plainly, name, address, style number.

St. Louis Daily Globe-Democrat, Thu

Pineapple Design Has Many Uses



Household
Arts
by
Alice
Brooks

Easy
Crochet
Forms
Rich
Accessories

Pineapple
Beauty

COPR. 1940. HOUSEHOLD ARTS, INC.


PATTERN 6787

Popular pineapple crochet in fine cotton forms this lovely medallion, the key to exquisite crochet for your home. Don't miss this chance to make lovely accessories. Pat-

tern 6787 contains instructions for making medallions; illustrations of them and stitches; materials needed.

To obtain this pattern, send 10 cents to the St. Louis Globe-Democrat, Household Arts Department, 259 West Fourteenth street, New York, N. Y. Be sure to write plainly, name, address, style number.

An Original Alice Brooks Design



Household
Arts
by
Alice
Brooks

Crochet
Stunning
Filet From
Everyday
String

COPR. 1938, HOUSEHOLD ARTS, INC.


PATTERN 6790

Any woman would be delighted to own this lovely jiffy filet crochet bedspread. It's crocheted in two strands of cotton, and can be made in single or double bed size. Pat-

tern 6790 contains instructions and charts for making spread; illustrations of it and of stitches; materials needed.

To obtain this pattern, send 10 cents to the St. Louis Globe-Democrat, Household Arts Department, 259 West Fourteenth street, New York, N. Y. Be sure to write plainly, name, address, style number.

An Easy Medallion to Memorize



Household
Arts
by
Alice
Brooks

Repeat
And Join
Crocheted
Medallion
Into
Many
Accessories

Lucky
Star


COPR. 1940. HOUSEHOLD ARTS, INC.

PATTERN 6820

You'll believe that it is a Lucky Star when you commence crocheting this medallion. Memorized in no time, it makes lovely gifts in string or finer cotton. Pattern 6820 contains instructions for making the medallion, an illustration of it and of stitches, photograph of the medallion, materials needed.

St. Louis D

Dainty Gift That's Soon Crocheted



Household Arts by Alice Brooks

Fill Basket With Flower Medallions Crocheted Separately

COPR. 1940. HOUSEHOLD ARTS, INC.

PATTERN 6832

This basket of posies, so easily crocheted in string (the flowers are a medallion repeated and joined) makes a chair set that every housewife would welcome as a gift. It's made of string and that's so inexpensive. Pattern 6832 contains instructions for set; illustration of it and stitches, materials needed.

To obtain this pattern, send 10 cents to the St. Louis Globe-Democrat, Household Arts Department, 259 West Fourteenth street, New York, N. Y. Be sure to write plainly, name, address, style number.

The Kiddies' Choice for Christmas



Household
Arts
by
Alice
Brooks


Three
Sizes
to These
Easily
Crocheted
Bunny
Slippers

COPR. 1940, HOUSEHOLD ARTS, INC.
PATTERN 6844

Youngsters will be delighted with these crocheted bunny slippers! And you will, too, for the speed with which you can do them means none of the tots need to be neglected. Pattern 6844 contains instructions for making slippers in 2, 4 and 6 year size; illustrations of them and stitches; materials needed.

To obtain this pattern, send 10 cents to the St. Louis Globe-Democrat, Household Arts Department, 259 West Fourteenth street, New York, N. Y. Be sure to write plainly, name, address, style number.

Doilies Are Practical Accessories



**Household
Arts
by
Alice
Brooks**

**Dainty
Doilies
Quickly
Crocheted
at Small
Cost**


COPR. 1940. HOUSEHOLD ARTS, INC.

PATTERN 6847

A dining table set with these lovely crocheted doilies will add to everyone's enjoyment. They will give your table the luxurious look and will enhance your china, glass and silver. Pattern 6847 contains instructions for making doilies; illustrations of them and stitches; photograph of doily; materials needed.

To obtain this pattern, send 10 cents to the St. Louis Globe-Democrat, Household Arts Department, 259 West Fourteenth street, number.

Crochet This Lovely Scarf Now



**Household
Arts
by
Alice
Brooks**

**Crocheted
Scarf
May
Be Made
in
Various
Lengths**


COPR. 1940, HOUSEHOLD ARTS, INC.

PATTERN 6849

Crocheted in the most convenient lengths (scarf to mat size), this dainty scarf spells beauty for buffet, dresser or luncheon table. You'll enjoy doing it in leisure hours. Pattern 6849 contains instructions and chart for making scarfs and mat, illustrations of them and stitches, materials needed.

To obtain this pattern, send 10 cents to the St. Louis Globe-Democrat, Household Arts Department, 259 West Fourteenth street, New York City, New York.

Filet Crochet Doilies



**Household
Arts
by
Alice
Brooks**

**Make
Luncheon
or Buffet
Sets or
Separate
Doilies**

COPR. 1940, HOUSEHOLD ARTS, INC.


PATTERN 6859

It's fun to watch these flower doilies grow under your crochet hook—and fun to use them on luncheon table or buffet. Simple lace stitch sets off the flowers.

Pattern 6859 contains instructions and charts for making doilies; illustrations of them and stitches; and simple materials needed.

To obtain this pattern, send 10 cents to the St. Louis Globe-Democrat, Household Arts Department, 259 West Fourteenth street, New York City, New York.

Crocheted Doilies Always Useful



**Household
Arts
by
Alice
Brooks**

**Dainty
Doilies
Quickly
Crocheted
at Small
Cost**


COPR. 1941, HOUSEHOLD ARTS, INC.

PATTERN 6863

You'll be pleased with the richness of these doilies so attractive on luncheon table or buffet. Crochet them in mercerized string. The larger doily makes a beautiful centerpiece. Pattern 6863 contains instructions for making doilies; illustrations of them and stitches; photograph of doily; materials needed.

To obtain this pattern, send 10 cents to the St. Louis Globe-Democrat, Household Arts Department, 259 West Fourteenth street, New York City, New York.

Crochet Lovely Accessories Easily



Household
Arts
by
Alice
Brooks

Medallion
Forms
Scarf
Pillow
Heirloom
Cloth
or Spread

Star
of the
East


©OPR. 1940. HOUSEHOLD ARTS, INC.

PATTERN 6864

Star of the East is the simplest instructions for making medallion; medallion to crochet, yet it joins illustrations of it and stitches; photo form lovely heirloom accessories that will add great beauty to your home. Pattern 6864 contains

To obtain this pattern, send 10 cents to the St. Louis Globe-Democrat, Household Arts Department, 259 West Fourteenth street, New York City, New York.

It's Easy to Own Rich Accessories



**Household
Arts
by
Alice
Brooks**

**Just One
Easy
Square
Joined
Makes
Handsome
Pattern**

**American
Beauty**

COPR. 1941, HOUSEHOLD ARTS, INC.


PATTERN 6878

Get started on this lovely square, when joined. Pattern 6878 contains American Beauty, and you'll be proud to show your handiwork. Easy to crochet, it forms rich heirloom spreads, cloths and scarfs

instructions for making square; illustrations of it and stitches; photo of square; materials needed.

To obtain this pattern, send 10 cents to the St. Louis Globe-Democrat, Household Arts Department, 259 West Fourteenth street, New York City, New York.

One Pattern—Three Lacy Doilies



Household
Arts
by
Alice
Brooks

Crochet
Doilies
for
Luncheon
Buffet Sets
or
Center
Pieces.

COPR. 1941, HOUSEHOLD ARTS, INC.

PATTERN 6909


Crochet today is becoming more buffet or luncheon set. Pattern and more the vogue. And why shouldn't it when you can make such lovely and useful doilies as these? Crochet them in string for

ing doilies; illustration of them and stitches; photograph of doily; materials needed.

To obtain this pattern, send 10 cents to the St. Louis Globe-Democrat, Household Arts Department, 259 West Fourteenth street, New York City, New York.

60

CHAIR SET SMART IN COTTON



**Household
Arts
by
Alice
Brooks**

**This
Crochet
Makes
Chairs
Look
Their
Best**


COPR. 1941. HOUSEHOLD ARTS, INC.

PATTERN 6916

You'll love dressing up your chairs in this lovely filet crochet set—it's so crisp and dainty! And it's work you'll enjoy in your leisure time. Make the set in fine cotton. Pattern 6916 contains charts and instructions for making set; illustrations of it and of stitches; materials needed.

To obtain this pattern send 10 cents in coin to St. Louis Globe-Democrat Household Arts Department, 259 West Fourteenth street, New York, N. Y. Be sure to write plainly your NAME, ADDRESS and PATTERN NUMBER.

Simple Squares Make an Heirloom



Household
Arts
by
Alice
Brooks

Crocheted
Square
Forms
Scarf
Pillow
Cloth
Spread

Dahlia


COPR. 1941, HOUSEHOLD ARTS, INC.

PATTERN 6933

Here's a dahlia that will win you prizes at any show! So start crocheting this quickly memorized medallion now—add its beauty to your home in a lovely accessory. Pattern 6933 contains instructions for making medallion; illustrations of it and stitches; photograph of medallion; materials needed.

To obtain this pattern, send 10 cents to the St. Louis Globe-Democrat, Household Arts Department, 259 West Fourteenth street, New York City, New York.

JIFFY CROCHET — DONE QUICKLY



Household
Arts
by
Alice
Brooks

String
Makes
This
Luncheon
Set


COPYRIGHT 1941, HOUSEHOLD ARTS, INC.

PATTERN 6971

Set a smart table the year 'round with this exclusive jiffy crochet luncheon set. It's done in two strands of string which makes the work go fast. Pattern 6971 contains instruction for making scarfs and mats; illustrations for them and stitches; photograph of mat; materials needed.

To obtain this pattern send 10 cents in coin to St. Louis Globe-Democrat, Household Arts Dept., 259 West Fourteenth street, New York, N. Y. Be sure to write plainly your name, address and pattern number.

BEAUTIFIES A HOME



Household
Arts
by
Alice
Brooks

These
Three
Sizes
Are
Practical


COPR. 1921, HOUSEHOLD ARTS, INC.

PATTERN 6981

We all need these! And we can all own them, for they're just simple filet crochet! Do your doilies in sets (there are three sizes) for luncheon table or buffet—or use individually. Pattern 6981 contains instructions and charts for making doilies; illustrations of them and stitches; materials needed.

To obtain this pattern send 10 cents in coin to St. Louis Globe-Democrat, Household Arts Department, 259 West Fourteenth street, New York, N. Y. Be sure to write plainly your NAME, ADDRESS and PATTERN NUMBER.

HEIRLOOM TO CROCHET



Household
Arts
by
Alice
Brooks

You'll
Quickly
Memorize
the
Medallions

Beginner's
Luck


COPR. 1941. HOUSEHOLD ARTS, INC.

PATTERN 6982

So lovely are the dinner cloths, spreads and scarfs made from this medallion, Beginner's Luck, that you'll find it hard to believe that they could result from such easy crochet. Begin your medallions now! Pattern 6982 contains instructions for medallions; illustrations of them and stitches; materials needed; photograph of medallions.

To obtain this pattern send ten cents in coin to St. Louis Globe-Democrat, Household Arts Department, 259 W. 14th street, New York, N. Y. Be sure to write plainly your NAME, ADDRESS and PATTERN NUMBER.

DOILIES FOR EVERY DAY



Household
Arts
by
Alice
Brooks

These
Three
Sizes
Are
Practical


COPR. 1941. HOUSEHOLD ARTS, INC.

PATTERN 6983

The height of beauty in doilies is this pineapple design in crocheted doilies, done in fine cotton. With them you can always feel assured that your home looks distinctive and lovely. Pattern 6983 contains instructions for making doilies; illustrations of them and stitches; photograph of doily; materials needed.

To obtain this pattern send 10 cents in coin to St. Louis Globe-Democrat, Household Arts Department, 259 West Fourteenth street, New York, N. Y. Be sure to write plainly your NAME, ADDRESS and PATTERN NUMBER.

For Beginner or Experienced



Household
Arts
by
Alice
Brooks

For
Beginner
or
Ex-
perienced
Crocheter


Maiden-
hair
Fern

COPR. 1941. HOUSEHOLD ARTS, INC.

PATTERN 6993

With what pride you will use a cloth or other accessory made of this lovely square! But your pleasure in it will start when your crochet the first square—it's so easy and yet so lovely. Pattern 6993 contains instructions for making square; an illustration of it and stitches; materials needed; photograph of square.

To obtain this pattern send 10 cents in coin to St. Louis Globe-Democrat, Household Arts Dept., 259 W. Fourteenth street, New York, N. Y. Be sure to write plainly your NAME, ADDRESS and PATTERN NUMBER.




7007

Alice Brooks

The large doily measures 18 inches in No. 30 cotton. Pattern 7007 has directions for two doilies.

Send 20 cents in coins for this

pattern to The St. Louis Globe-Democrat, Household Arts Dept., P. O. Box 139, Station 0, New York 11, N. Y. Print plainly your name, address, zone and pattern number.




Alice Brooks

Rows of pineapple are favorite design and easy crochet! Pattern 7021 has directions.

Send 20 cents in coins for this pattern to the St. Louis Globe-Democrat, Household Arts Department, Flatbush Station 213, Brooklyn 26, N. Y. Print plainly your name, address, zone and pattern number.

Ready now! The fascinating new Alice Brooks Needlework Catalog. Send 15 cents for this book today! A world of beauty in the 109 designs illustrated: Crochet, knitting, embroidery, quilts, toys. Plus free pattern printed in book; three cuddly animal toys; can also be made into sachets.



7094


Alice Brooks

You can make the scarf of this set in various lengths! Pattern 7094 has chart; directions.

Send 20 cents in coins for this pattern to the St. Louis Globe-Democrat, Household Arts Dept. P. O. Box 139, Station 0, New York 11, N. Y. Print plainly your name, address, zone and pattern number.




7108



by Alice Brooks

Inexpensive, easy way to bring sentiment home! A filet crochet chair set that lasts for years. Pattern 7108 has chart; directions.

Send 15 cents in coins for this pattern to The St. Louis Globe-Democrat. Household Arts Dept. P. O. Box 139, Station 0, New York 11, N. Y. Print plainly your name, address, zone, and pattern number.




7109

Alice Brooks

Little-girl-easy embroidery — make a set for mother! Pattern 7109; transfer; 6 motifs 5½x6 inches.

Send 20 cents in coins for this pattern to the St. Louis Globe-Democrat, Household Arts Department, Flatbush Station 213, Brooklyn 26, N. Y. Print plainly your name, address, zone and pattern number.

Ready now! The fascinating new Alice Brooks Needlework Catalog. Send 15 cents for this book today! A world of beauty in the 109 designs illustrated: Crochet, knitting, embroidery, quilts, toys. Plus free pattern printed in book; three cuddly animal toys; can also be made into sachets.




7125

Alice Brooks

Quick-to-knit seed-stitch mit-
tens. Pattern 7125 has directions
in small, medium and large
sizes.

Send 20 cents in coins for this
pattern to the St. Louis Globe-
Democrat, Household Arts Dept.,
P. O. Box 139, Station 0, New
York 11, N. Y. Print plainly
your name, address, zone and
pattern number.




by Alice Brooks

Crochet three strips for chair-back, five for davenport and just one for each arm rest. They look costly; are not! Pattern 7127 has directions.

Send 15 cents in coins for this pattern to The St. Louis Globe-

Democrat, Household Arts Dept., P. O. Box 139, Station 0, New York 11, N. Y. Print plainly your name, address, zone and pattern number.

Something New in Crochet



Household
Arts
by
Alice
Brooks

Crochet
Doily Set
or Just
Center
Piece
From
This
Pattern

COPR. 1941, HOUSEHOLD ARTS, INC.


PATTERN 7129

Take pride in your table! Set it with these lovely filet crochet doilies that you've made yourself! Any one of the three sizes will make practical and most acceptable Christmas gifts. Pattern 7129 contains instructions and charts for making doilies; illustrations of them and stitches; materials needed.

To obtain this pattern send 10 cents in coin to St. Louis Globe-Democrat, Household Arts Department, 259 West Fourteenth street, New York, N. Y. Be sure to write plainly your NAME, ADDRESS and PATTERN NUMBER.

ber 14, 1941.

Doilies, Matching Edging



Household
Arts
by
Alice
Brooks

Dainty
Doilies
Quickly
Crocheted
at Small
Cost


COPR. 1941. HOUSEHOLD ARTS, INC.

PATTERN 7138


The famous pineapple design gives distinction to these doilies and edging. They're gifts you'll love to give. The edging—it can be used on a straight or round edge—lends itself to countless accessories. Pattern 7138 contains instructions for making doilies and edging; illustrations of them and stitches; photograph of doily; materials needed.

To obtain this pattern send 10 cents in coin to St. Louis Globe-Democrat, Household Arts Department, 259 West Fourteenth street, New York, N. Y. Be sure to write plainly your NAME, ADDRESS and PATTERN NUMBER.

Pineapple Easy Crochet



**Household
Arts
by
Alice
Brooks**




**Two
Sizes
of Doilies
in One
Pattern**

COPR. 1941. HOUSEHOLD ARTS, INC.

PATTERN 7147

Just one of these exquisite pineapple design doilies makes a lovely gift that will long be cherished. You can crochet two sizes for luncheon or buffet set, if desired. Simple to do. Pattern 7147 contains instructions for making doilies; illustrations of them and stitches; photograph of doily; materials needed.

To obtain this pattern send 10 cents in coin to St. Louis Globe-Democrat, Household Arts Department, 259 West Fourteenth street, New York, N. Y. Be sure to write plainly your **NAME, ADDRESS and PATTERN NUMBER.**



7158

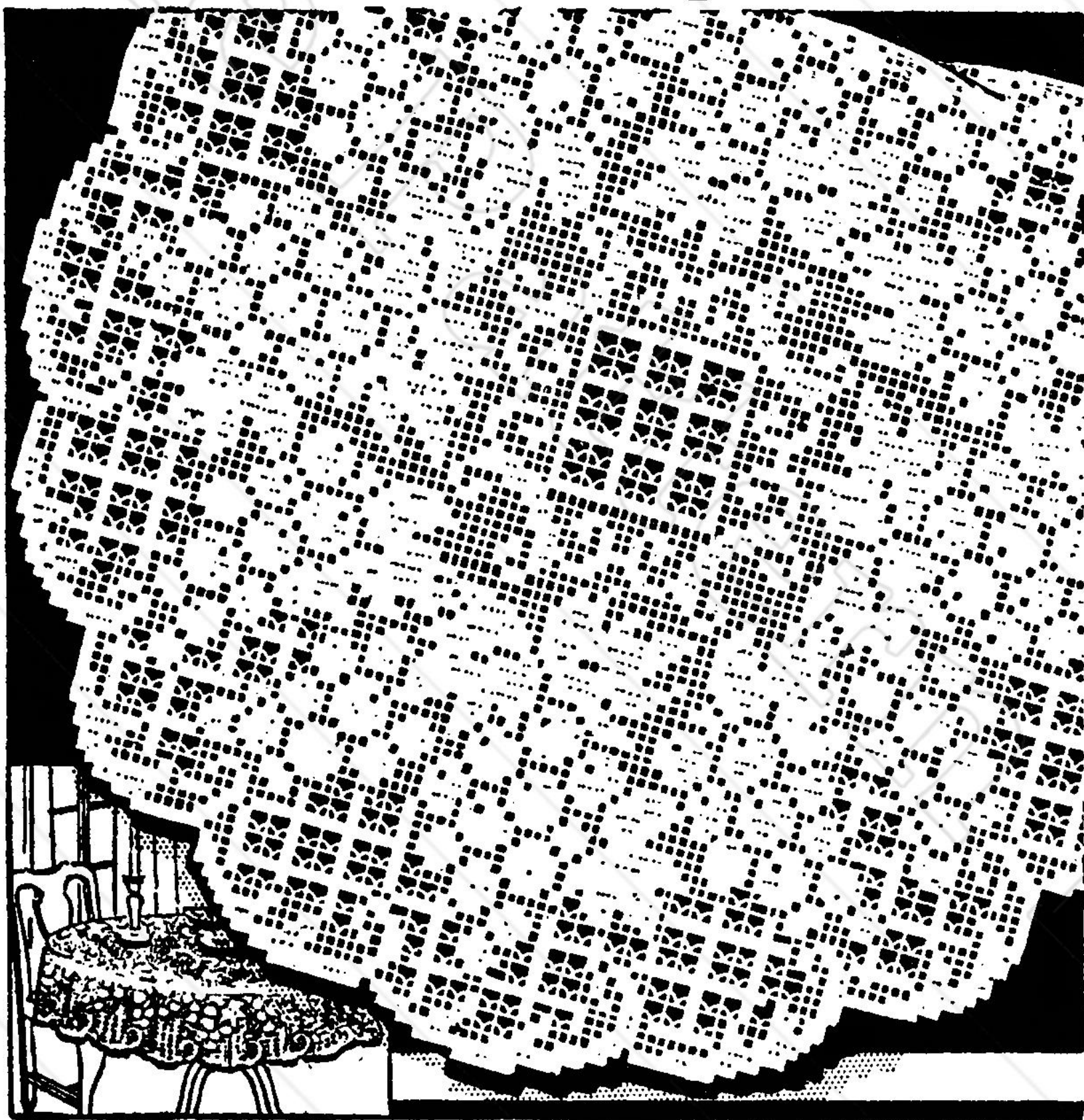
Alice Brooks

You'll be thrilled with these lacy pineapple beauties. Pattern 7158; directions for two sizes.

Send 20 cents in coins for this pattern to the St. Louis Globe-Democrat, Household Arts Department, Flatbush Station 213, Brooklyn 26, N. Y. Print plainly your name, address, zone and pattern number.

Your new 1948 Alice Brooks Needlework Book ready now! Only 15 cents. This edition has 97 illustrations of embroidery, knitting, crochet, toys, children's clothes, accessories. Plus — FREE—a pattern printed in the book—a lovely crocheted square!

Fascinating Crochet



Household
Arts
by
Alice
Brooks

Various
Sized
Cloths
Crocheted
From
Simple
Filet
Design

COPR. 1940. HOUSEHOLD ARTS, INC.

PATTERN 7168

Crochet this cover in mercerized cotton and use it for an in-between cloth or to set a luxurious table. Six sizes are given in the pattern to give you choice and to fill any need of your home. Pattern 7168 contains instructions and chart for cloth; illustrations of it and stitches; materials used.

To obtain this pattern send 10 cents in coin to St. Louis Globe-Democrat, Household Arts Department, 259 West Fourteenth street, New York, N. Y. Be sure to write plainly your NAME, ADDRESS and PATTERN NUMBER.



Alice Brooks

Make a chair-set, make scarf-ends with this! Chrysanthemum design. Pattern 7182; directions.

Send 20 cents in coins for this pattern to The St. Louis Globe-Democrat, Household Arts Dept., P. O. Box 139, Station 0, New York 11, N. Y. Print plainly your name, address, zone, and pattern number.




Alice Brooks

Useful medallions form double design when joined. Pattern 7190; crochet directions.

Send 20 cents in coins for this pattern to the St. Louis Globe-Democrat, Household Arts Department, Flatbush Station 213, Brooklyn 26, N. Y. Print plainly your name, address, zone and pattern number.

Ready now! The fascinating new Alice Brooks Needlework Catalog. Send 15 cents for this book today! A world of beauty in the 109 designs illustrated; crochet, knitting, embroidery, quilts, toys. Plus free pattern printed in book: three cuddly animal toys; can also be made into sachets.



Alice Brooks

You'll want this enchanting set for your summer table! Pattern 7198 has directions for two doilies.


Send 20 cents in coins for this pattern to The St. Louis Globe-Democrat, Household Arts Dept., P. O. Box 139, Station 0, New York 11, N. Y. Print plainly your name, address, zone, and pattern number.



Alice Brooks

Amusing designs to do, brighten up your kitchen. Pattern 7200; transfer of six motifs 6x6½ inches.

Send 20 cents in coins for this pattern to the St. Louis Globe-Democrat, Household Arts Dept. P. O. Box 139, Station 0, New York 11, N. Y. Print plainly your name, address, zone and pattern number.





7207

Alice Brooks

Pinwheels joined in strips
make chair or davenport sets.
Pattern 7207; crochet directions.

Send 20 cents in coins for this
pattern to the St. Louis Globe-
Democrat, Household Arts Dept.,
P. O. Box 139, Station 0, New
York 11, N. Y. Print plainly your
name, address, zone and pattern
number.




7222

by Alice Brooks

These inexpensive rugs are practical and fun to make! Instructions 7222 has directions for nine rugs; list of materials; pattern pieces.

Send 15 cents in coins for this pattern to the St. Louis Globe-Democrat, Household Arts Department, Post Office Box 139, Station 0, New York, 11, N. Y. Print plainly your name, address, zone and pattern number.




7240

by Alice Brooks

The beginner's delight, the expert's pride—Star of the East medallion Pattern 7240 contains directions for medallion; stitches.

Send 15 cents in coins for this pattern to the St. Louis Globe-Democrat, Household Arts Dept., P. O. Box 139, Station 0, New York 11, N. Y.



by Alice Brooks

These edgings—beginner's crochets—have many uses, take little cotton. Pattern 7253 has directions for 5 edgings $1\frac{3}{8}$ to $\frac{3}{8}$ inch in width.

Send 15 cents in coins for this pattern to the St. Louis Globe-Democrat, Household Arts Department, Post Office Box 139, Station O, New York, 11, N. Y. Print plainly your name, address, zone and pattern number.

St. Louis Pa


Edgings to Trim Linens



by Alice Brooks

Whether it's towel, pillow-case, or other linens that you're trimming, you'll be overjoyed with the richness these pineapple crocheted edgings give them. They transform the plainest pieces. Pattern 7263 contains instructions for making edgings; illustrations of them and stitches, materials needed.

To obtain this pattern send ELEVEN CENTS to St. Louis Globe-Democrat Household Arts Dept., 259 W. 14th Street, New York, N. Y. Write plainly NAME, ADDRESS and PATTERN NUM-




Alice Brooks

Jerkin in double crochet and shell stitch. Pattern 7324 has directions for jerkin in two sizes: 12-14, 16-18.

Send 20 cents in coins for this pattern to the St. Louis Globe-Democrat, Household Arts Dept., P. O. Box 139, Station 0, New York 11, N. Y. Print plainly your name, address, zone and pattern number.


7333



by Alice Brooks

Lovely pineapple doilies are crocheted everyone will admire. Pattern 7333 has directions for doilies; stitches, list of materials.

Send 15 cents in coins for this pattern to The St. Louis Globe-Democrat, Household Arts Department. P. O. Box 139, Station 0, New York 11, N. Y.




Alice Brooks

This will lead the hit parade—a doily that is just as pretty as it is easy. Pattern 7336; directions.

Send 25c in coins for this pattern to St. Louis Globe-Democrat Household Arts Department, P. O. Box 5640, Chicago 80, Ill. Print plainly name, address, with zone, pattern number.

Our Alice Brooks Needlework catalog is the best ever! Send 20c in coins now for your copy. Illustrations of designs for cro-




7341

There's big value in this little medallion. It's so versatile! Pattern 7341 has crochet directions.

Send 20c in coins for this pattern to the St. Louis Globe-Democrat, Household Arts Department, Flatbush Station 213, Brooklyn 26, N. Y. Print plainly your name, address, zone and pattern number.



Your 1948 Alice Brooks Needlework Book ready now! Only 15c. This edition has 97 illustrations of embroidery, knitting, crochet, toys, children's clothes, accessories. Plus—FREE—a pattern printed in the book—a lovely crocheted square!



by Alice Brooks

Put those odd moments to good use crocheting these easy medallions. Pattern 7353 has instructions for medallion; list of materials.


Send 15 cents in coins for this pattern to The St. Louis Globe-Democrat, Household Arts Dept. P. O. Box 139, Station 0, New York 11, N. Y.



Alice Brooks

You'll find many uses for both doilies. The larger is 18 inches in No. 30 cotton. Pattern 7371 has directions for two doilies.

Send 20 cents in coins for this pattern to the St. Louis Globe-Democrat, Household Arts Department, P. O. Box 139, Station 0, New York 11, N. Y. Print plainly your name, address, zone and pattern number.




7375

Alice Brooks

Everybody can afford lovely accessories from this easy-crochet medallion. Pattern 7375; directions.

Send 20 CENTS in coins for this pattern to the St. Louis Globe-Democrat, Household Arts Dept., Flatbush Station 213, Brooklyn 26, N. Y. Print plainly your NAME, ADDRESS, ZONE AND PATTERN NUMBER.

Easy-to-Make Doily Set



7389

by Alice Brooks

For little money this set of pineapple doilies can be yours. It's such simple crochet it will fascinate you to see the "pineapples" forming row by row. The doilies measure 18, 12 and 6 inches in string. Pattern 7389 contains directions for doilies; illustrations of stitches; materials needed.

To obtain this pattern send ELEVEN CENTS to St. Louis Globe-Democrat, Household Arts Department, 259 W. 14th street, New York, N. Y. Write plainly NAME, ADDRESS and PATTERN NUMBER.



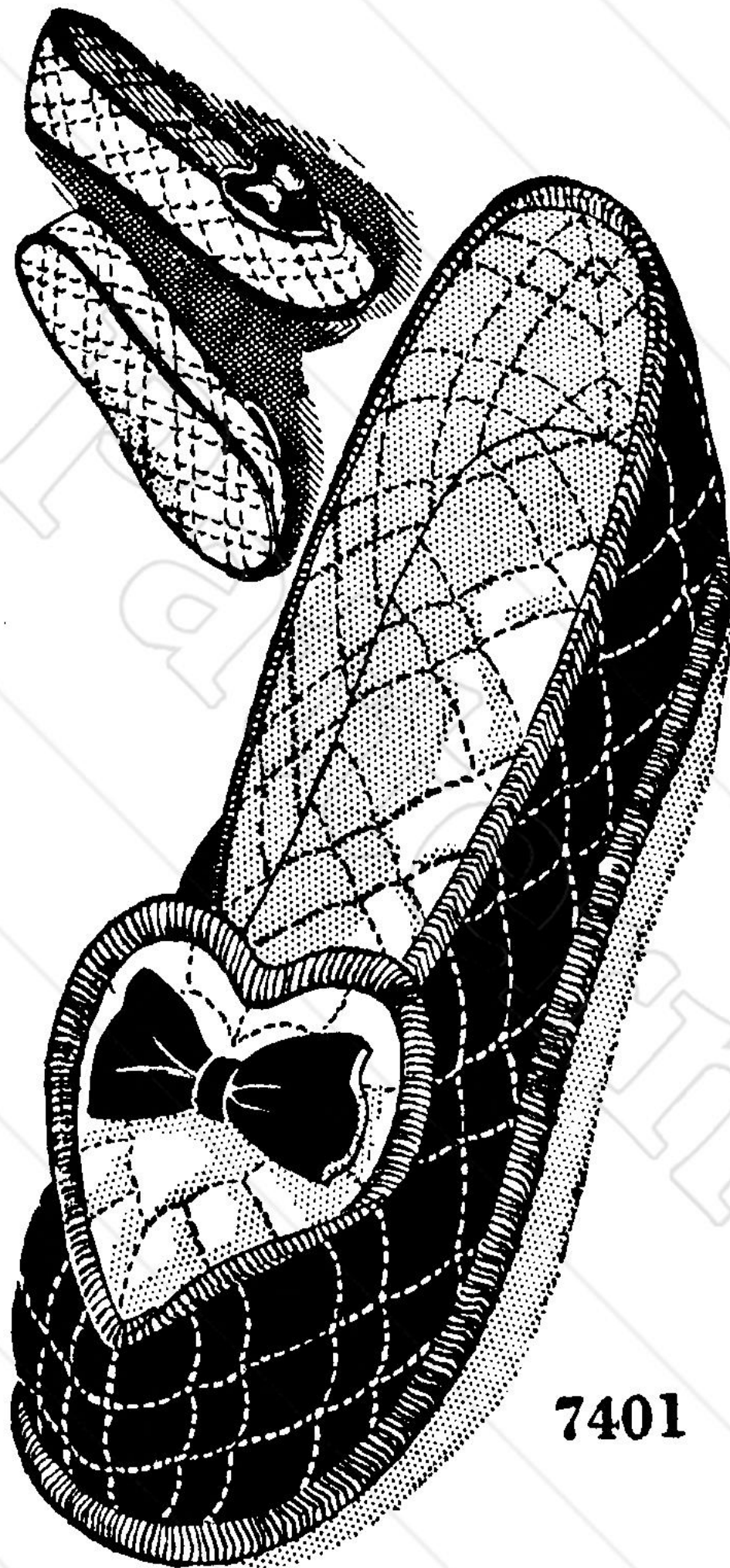
7390

Alice Brooks

Crochet so lovely it will win prizes! Do cloth or spread now. Pattern 7390; directions.

Send 20 cents in coins for this pattern to St. Louis Globe-Democrat, Household Arts Dept., P. O. Box 5640, Chicago 80, Ill. Print plainly name, address with zone, pattern number.

Alice Brooks Needlework Catalog! Send 15 cents for this book today! A world of beauty in the 109 designs illustrated: crochet, knitting, embroidery, quilts, toys. Plus free needlework pattern printed in the book.




7401

by Alice Brooks

Sturdy and warm, for homebodies, college and career girls. Pattern 7401 has directions, pattern for small, medium and large sizes.



Send fifteen cents in coins for this pattern to The St. Louis Globe-Democrat, Household Arts Dept., P. O. Box 139, Station 0, New York 11, N. Y.

Easy-to-Make Accessory



by Alice Brooks

Easy to crochet and attractive are these pineapple doilies that lend themselves to so many uses. Just one of either size makes an acceptable gift. They can be done in string or finer cotton and cost little. Pattern 7414 contains direc-



7420

Alice Brooks

Pretty as a flower, easy and jiffy-quick—that's the wonder medallion. Pattern 7420; directions.

Send 20 cents in coins for this pattern to the St. Louis Globe-Democrat, Household Arts Department, Flatbush Station 213, Brooklyn 26, N. Y. Print plainly your name, address, zone and pattern number.

7431



by Alice Brooks

Crochet that everyone loves—whether beginner or expert. Pattern 7431 has directions for square; stitches; list of materials.

Send 15 cents in coins for this pattern to the St. Louis Globe-Democrat, Household Arts Department, P. O. Box 139, Station 0, New York 11, N. Y. Print plainly your name, address, zone and pattern number.




7458

Alice Brooks

Twelve-inch square in No. 30 cotton makes lovely accessories. Pattern 7458 has directions for square.

Send 20 cents in coins for this pattern to the St. Louis Globe-Democrat, Household Arts Department, P. O. Box 139, Station 0, New York 11, N. Y. Print plainly your name, address, zone and pattern number.




7500


Alice Brooks

Crochet this square for many beautiful accessories. Pattern 7500 has crochet directions.

Send 20 cents in coins for this pattern to The St. Louis Globe-Democrat, Household Arts Dept., P. O. Box 139, Station 0, New York 11, N. Y. Print plainly your name, address, zone, and pattern number.




7503



Alice Brooks

Gay snowman mittens for your youngsters. Pattern 7503 has directions in sizes 4, 6, 8, 10.

Send 20 cents in coins for this pattern to the St. Louis Globe-Democrat, Household Arts Department, P. O. Box 139, Station 0, New York, 11, N. Y. Print plainly your name, address, zone and pattern number.



Here's an eye-catching idea that lends itself to great variety of arrangement. Crocheted fan . . . embroidered flowers in varied designs! Make scarfs and pillow cases.

Pattern 7688 contains a transfer pattern of eight motifs $3\frac{1}{2} \times 7$ to 2×13 inches; crochet directions; list of materials; stitches.

Send 15 cents in coins for this pattern to the St. Louis Globe-Democrat, Household Arts Dept., P. O. Box 139, Station 0, New York, 11, N. Y.