


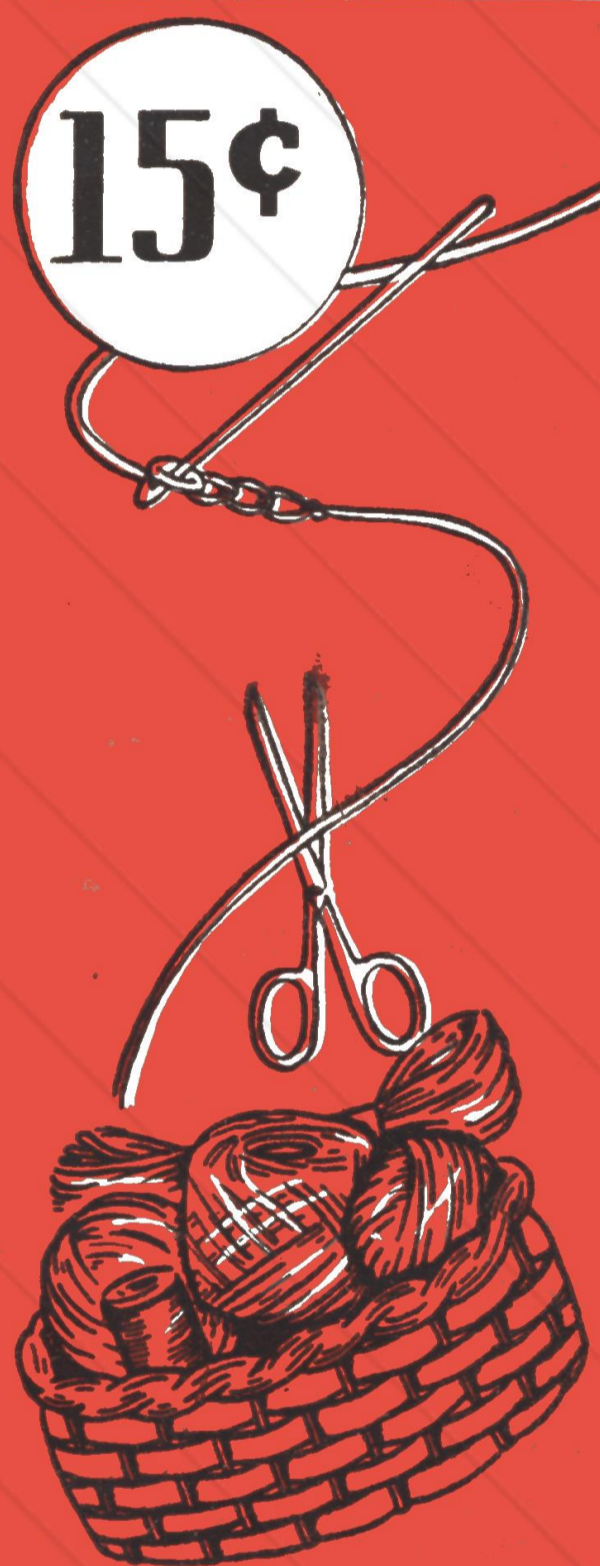
The WORKBASKET

HOME AND NEEDLECRAFT FOR PLEASURE AND PROFIT

VOLUME 16

2988 May 1951

NUMBER 8



Ideas for the Bazaar, the Home, Gifts, Sparetime Money Makers, with Many Articles, Easily Made and Inexpensive, that find a Ready Sale.

**How To CROCHET AN ATTRACTIVE ROSE DESIGN FOR PILLOW SLIPS . . .
MAKE PANSY HOT PLATE MAT
. . . KNIT A LITTLE GIRL'S DRESS
. . . TAT A PRETTY VANITY SET . . .
LEARN BASIC HAND STITCHES**

MOON - Glo

*In Rich,
Crease-Resistant
Silky Jersey*

YOU'LL look like Cinderella in her gayest moment in this dramatic dress. The deep neckline with its gorgeous flower will express your charm, the smart wide self-belt with eyelets will trim your delicate waist and the full, FULL accordion-pleated skirt will make you swing like a ballerina. Superbly made of rich crease-resistant SILKY JERSEY.

In **BLACK, NAVY, CORAL
VIOLET and WHITE**

Only
\$6⁹⁸

Sizes:
11 to 17
12 to 20
16½ to 24½



ANNETTE FASHIONS, DEPT. G57
45 EAST 17th STREET, NEW YORK 3, N. Y.

Please rush "MOON-Glo" on approval. If not delighted, I may return it within ten (10) days for refund of purchase price.

- I enclose \$..... you pay postage.
- Send C.O.D. I'll pay \$..... plus postage.

Size.....1st color choice.....2nd color choice.....

Name (Print).....

Address.....

City..... Zone..... State.....

SEND NO MONEY

10 DAY FREE TRIAL

Place Mat

(Shown on front cover)

This pretty place mat is made of four colors of J. & P. Coats "Knit-Cro-Sheen." It measures about 12 x 17 inches. You will need 1 ball each of white, Nile green, yellow, and beauty pink size 30 thread and a number 7 crochet hook.

Abbreviations: Ch (chain); dc (double crochet); sc (single crochet); sk (skip); sp (space); tr (treble-thread over twice and work off 2 lps at a time); 3 tr cluster (work 3 trs, holding last lp of each on hook, thread over and pull through all lps on hook); rnd (round); sl st (slip stitch).

Center: With white, ch 72 or make a ch 6 inches long.

Row 1: Dc in 8th st from hook, * ch 2, sk 2 sts, dc in next st, repeat from * across (22 sps), ch 5, turn.

Row 2: Dc in next dc, * ch 3, sc in next dc, ch 3, dc in next dc (lacet st made), repeat from * until there are 10 lacet sts, ch 2, sk 2 sts, dc in next st, ch 5, turn.

Row 3: Dc in next dc, * ch 5, dc in next dc (bar over lacet), repeat from * across, ending as in row 2, always ch 5 to turn.

Row 4: Dc in next dc, * ch 3, sc under bar, ch 3, dc in next dc, repeat from *, making a lacet over each bar, end as before.

Repeat rows 3 and 4 until piece measures 11 inches, ending with a row of lacet sts, ch 5, turn.

Next row: (Dc in dc, ch 2; dc in sc,

ch 2) repeated across, ch 1, and work scs closely around piece, cut and fasten thread.

Motif: Make 8 green, 8 pink, and 4 yellow: Starting at center, ch 10, join with sl st to form a ring.

Rnd 1: Ch 3 (for a dc), 19 dc in ring, join with sl st to top of ch 3.

Rnd 2: Ch 5 (for a dc and ch 2), (dc in next dc, ch 2) repeated around, join last ch 2 to third st of ch 5 first made, sl st in next st.

Rnd 3: Ch 4 (for a tr), make 2 tr in next sp and work off as a 3 tr cluster, * (ch 2, 3 tr cluster in next sp) 3 times, ch 7, sk 1 sp, cluster in next sp; repeat from * around, end with ch 7, join with sl st to top of ch 4, cut and fasten thread.

Sew motifs together as follows: (pink, green, pink, yellow, pink, green, pink); sew this strip to long side of center having end pink motifs extended beyond edges. Then sew (green, yellow, green) together and sew to short side of center, sew end motifs together.

Finish other 2 sides to correspond.

Edging: Join white in cluster to right of ch 7 lp on any corner motif, ch 5, in same corner make (2 tr cluster, ch 5, sc, ch 5) twice, cluster in same corner lp, ch 6, sk 1 sp, sc in next sp, ch 4, 2 tr cluster in same sp, ch 5, sk 1 cluster, sc in tip of next cluster, ch 4, cluster in same place, * ch 7, sc in tip of next cluster on next motif, ch 4, cluster in same place,

The WORKBASKET is published monthly by Modern Handcraft, Inc., 2401 Burlington, Kansas City 16, Missouri. Entered as second class matter February 6, 1948, at the Post Office at Kansas City, Missouri, under the act of March 3, 1879. Annual subscription rate \$1.50 in United States and its possessions; \$2.50 in Canada. One month advance notice is required for change of subscription address. Both old and new address must be given and request marked for Circulation Department. Printed in U.S.A. Copyright 1951 by Modern Handcraft, Inc.

ch 5, sk 1 cluster, sc in next sp, ch 4, cluster in same sp, ch 5, sk 1 cluster, sc in tip of next cluster, ch 4, cluster in same place. Repeat from * around, making all corners correspond with the first. Join last ch to base of first cluster.

Rnd 2: Sl st in tip of first cluster, sc in same place as last sl st, * ch 9, sc in tip of next cluster, repeat from * around. Fasten and cut thread.

Starch mat lightly and press dry on wrong side.

NEW WONDER ELECTRONIC EAR HIDES DEAFNESS

CHICAGO, ILL. (Special)—A fabulous new electronic ear which miraculously conceals deafness was revealed by an eminent Chicago acoustical scientist.

In an exclusive interview with the Business Research Associates, he disclosed that "through the miracle of modern electronics it is now possible for millions of hard of hearing to recapture their loss without a button showing in either ear."

In a remarkable demonstration he showed how his tiny revolutionary electronic discovery has rendered old-style hearing aids obsolete.

Pointing out that his invention gives new hope to those who have heretofore refused to wear a hearing aid with a conspicuous ear button or head-band, he said that "this electronic ear transmits even whispers with startling clarity."

To acquaint the hard of hearing readers of this magazine with this new wonder discovery which hides deafness, full details will be sent in a plain wrapper without obligation to anyone who requests it. Address: Electronic Research Director, 4125 Beltone Building, 1450 W. 19th St., Chicago 8, Ill. A penny postcard will do. Adv.

Pansy Hot Dish Mat

Here is a pretty hot plate mat to grace any table. The original was made of number 20 thread; about 35 yards each of shaded yellow and shaded lavender for the pansies, about 30 yards of green and 20 yards of white



or cream, and a number 8 or 9 crochet hook. This mat fits an 8½-inch asbestos pad.

Abbreviations: Ch (chain); st (stitch); dc (double crochet); tr (treble)—thread over twice, work off 2 lps at a time; dtr (double treble)—thread over 3 times, work off 2 lps at a time; sc (single crochet); lp (loop); p (picot); sl st (slip stitch); sp (space); rnd (round).

Lavender Pansy: With shaded lavender, ch 7, join to form a ring.

Rnd 1: Ch 3, 2 dc in ring, * ch 7, 3 dc in ring; repeat from * 3 times, ch 7, join in third st of ch.

Rnd 2: Sl st to lp, ch 3 (counts as a

dc), 7 dc in same lp, ch 4, sl st in top of dc just made for p, work 7 more dc in same lp, sc in center dc of 3 dc group; make two more such petals with 8 dc in next lp, continue as above. The three lower petals are formed. Ch 4, (12 dtr, 2 tr, 2 dc, with ch 1 between each st) in next lp, sc in center dc of next 3 dc group, (2 dc, 2 tr, 12 dtr with ch 1 between each st) in next lp, ch 4, join to base of first petal. Fasten and cut thread.

Yellow Pansy: With shaded yellow, work first rnd same as first rnd of lavender pansy.

Rnd 2: Sl st to lp, ch 3, 7 dc in same lp, ch 4, sl st in top of dc just made for a p, work 7 more dc in same lp, sc in center of 3 dc group, 8 dc in next lp, ch 4 p, work 8 more dc in same lp, sc in center of 3 dc group, 8 dc in next lp, ch 2, sl st in p of first petal of lavender pansy, ch 2, sl st in top of dc just made, work 7 more dc in same lp, complete pansy in same manner as lavender pansy.

Make 3 more lavender and 2 more yellow pansies in same manner, join same as for first two pansies, alternating colors; join last yellow pansy to first lavender pansy.

Center: With cream or white, ch 5, join to form a ring.

Rnd 1: Ch 1, 8 sc in ring.

Rnd 2: Ch 9, sl st in 4th st from hook for a p, dtr in same sp with ch 8, * ch 4, p, dtr in next sc, ch 4, p, dtr in same sc; repeat from * around.

Rnd 3: Ch 6, dc in next dtr, ch 3, * dc in next dtr, ch 3, repeat from * around. Join in third st of ch-6; cut and fasten thread.

Rnd 4: Join green in any ch-3, ch 3, dc in same ch, ch 2, 2 dc in same ch, * (2 dc, ch 2, 2 dc) in next ch, repeat from * around; join to top of ch-3.

Rnd 5: Sl st into lp, (ch 4, * tr, ch 1, dtr, ch 1, sl st in ps where two

pansies are joined, ch 1, dtr, ch 1, tr, ch 1, dc, ch 1) in the same ch lp, 2 dc in next ch lp, ch 1, sl st in p of free petal, ch 1, 2 dc in same ch lp, ch 1, dc in next ch lp, ch 1, repeat from * around, join to third st of ch-4; cut and fasten off.

Join cream or white to ch-4 of large petal, * (ch 2, sc in next ch-1) around both large petals, sl st to ch-4 of next pansy; repeat from * around; cut and fasten thread.

Edge; Join green in sixth ch 2 (cream or white) of first large petal of any pansy, * ch 12, sk 3 ch lps, sc in next lp, ch 12, sk 11 lps, sc in next lp, repeat from * around; join at beginning ch, sl st to center of lp.

Rnd 2: * Ch 12, sc in next lp; repeat from * around, join and sl st to center of lp.

Rnd 3: * Ch 6, sc in next lp; repeat from * around; join, cut and fasten all threads ends.

This portion fits over the pad, holding it on.

BECOME A TRAINED CHRISTIAN WRITER

More than 160 religious publications are looking for—and paying for—articles and short stories that you can write . . . IF YOU HAVE THE KNOW-HOW.

EARN WHILE YOU LEARN

Study at home—in your spare time—under selling Christian writers and magazine editors. Get the professional training that will bring you editors' checks. Write today for free sample lesson and complete information. No obligation.

Christian Writers Institute, 434 South Wabash Ave.
Chicago 5, Illinois Dept. W-51



BE A Nurse

LEARN AT HOME

Practical nurses are needed in every community . . . doctors rely on them . . . patients appreciate their cheerful, expert care. You can learn practical nursing at home in spare time. Course endorsed by physicians. 52nd yr. Earn while learning. High School not required. Men, women, 18 to 60. Trial plan. Write now!

CHICAGO SCHOOL OF NURSING
Dept. 525, 41 East Pearson Street, Chicago 11, Ill.
Please send free booklet and 16 sample lesson pages.

Name _____
City _____ State _____ Age _____

“Sweet Miss”

Knit this attractive dress for the two or three year old in your family or that of a friend. It is made in two colors; use number 4 standard knitting needles. Three 2-ounce skeins of “Botany” Saxatones Pompadour in main color, one 2-ounce skein of same yarn in contrasting color will make this dress. You will also need 2 small pearl buttons for neck closing and a tapestry needle to weave the seams together. Directions are written for size 2, changes for size 3 are given in parentheses.

Abbreviations: K (knit); p (purl); sl (slip); sts (stitches); garter st — k every row; stockinette st—k 1 row, p 1 row; inc (increase).

Gauge: 7 sts equal one inch
8 rows equal one inch

Pattern Stitch: Multiple of 3 sts plus 2.

Row 1: With contrasting color, *

k 2, sl 1, repeat from * across; end with k 2.

Row 2: With contrasting color, * k 2, bring yarn in front of next st as if to p, sl 1, place yarn in back, repeat from * across, end with k 2.



GOOD MONEY IN WEAVING

Earn money at home weaving rugs, carpets, etc. from old rags or new yarn—in your community! No experience necessary. 31,000 doing it with easy running Union Looms costing less than \$60.00! Send for our free booklet today.

UNION LOOMS

75 POST ST.

BOONVILLE, N. Y.



HONEYMOON HUT for WRENS

Jenny Wren and her spouse will cheer you with songs when you hang this attractive hut in your yard. These little songsters nest twice each year.

Milk glass, with a choice of roof colors - red or green. Complete with bracket and metal snap-on bottom. At the reasonable price of \$1.50 each or \$2.50 per pair, post-paid, several can be purchased. An excellent gift for Mother.

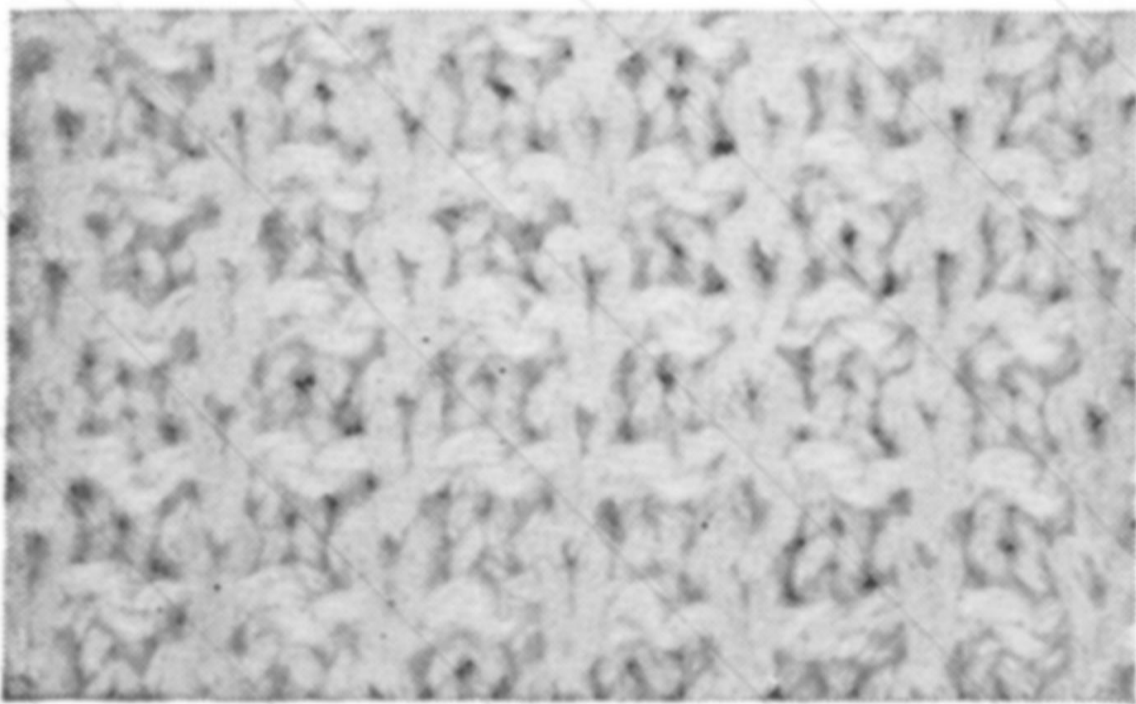
KREGLOW GIFT SHOP
MOUNDSVILLE 41, W. VA.

Row 3: With main color, repeat from * in row 1.

Row 4: With main color, p this row.

BACK: Beginning at shoulders with main color and size 4 needles, cast on 74 (80) sts. K 2 rows, change to pattern and work even for 4¼ (4½) inches. To shape armholes, cast on 6 sts at end of next 2 rows. Continue in pattern for one inch. Change to main color and stockinette st, inc 1 st in every st, 172 (184) sts on needle. Work even in stockinette st for 9 (9½) inches or 1½ inches less than desired length. Inc 1 st at end of row. Work even in pattern for 1½ inches. K 2 rows. Bind off loosely.

FRONT: Beginning at shoulder with main color, cast on 20 (23) sts. K 2 rows. Change to pattern and work even for 2 inches. To shape neck: Cast on 6 sts at neck edge at end of next 2 rows. Place these 32 (35) sts on a stitch holder or safety pin. Make another piece to correspond, reversing shaping. Cast on 10 sts at neck edge. Join and work across sts on holder. Continue in pattern on 74 (80) sts



Detail of Stitch Pattern.

until front measures 4¼ (4½) inches from beginning. Cast on 6 sts at end of next 2 rows. Continue in pattern for one inch. Change to main color and stockinette st, inc 1 st in every st, 172 (184) sts on needle. Remainder of front is worked same as for back.

SLEEVES: With main color, cast on 41 (47) sts. K 2 rows. Change to pattern and work even for 8 rows, ending with a p row. Next row: K 10, inc 1 st in every st 21 (27) times, k 10 sts, 62 (74) sts on needle. Work in stockinette st for 1½ inches. Bind off 4 sts at beginning of next 6 rows. Bind off remaining sts.

Finishing: Weave right shoulder and half of left shoulder. Crochet 2 buttonloops on left front shoulder. Work neckband as follows: With main color, cast on 6 sts, work in garter st for 10½ (11) inches. Sew to neck edge neatly. Weave side and sleeve seams. Sew sleeves in place neatly easing in extra fullness on top. Sew 2 buttons in place.

Left-over pieces of linoleum, well waxed, make ideal hot-dish mats.

MANY ★
Hollywood ★
Stars

REDUCE

EASY WAY

LOSE WEIGHT
The Easy PAINLESS WAY

No Medication, No Pills, No Diets, No exercises or inconveniences. You merely get into your coverall suit and within mere minutes you can feel the effect. Uses Steam-Bath principle without the bulky expensive

\$3.98

Complete

equipment or massage parlor fees. This easy means works as you play, work, or just loll around. You lose weight by excessive perspiration and loss of water content of your body. This does not affect the fatty tissue.

- Pure Virgin Vinyl
- 30" zipper
- Can be worn alone or over clothes
- Money Back Guarantee
- Up to size 52
- STEAM BATH EFFECT


Enclose check, money order or cash for \$3.98 and we will forward your coverall suit by return mail. If you prefer, we will ship C.O.D. Pay postman \$3.98 plus postal charges.

BEDFORD PRODUCTS, Dept. B-14
224 So. Third Street Brooklyn 11, N. Y.

Have You Heard About---

For additional information, prices and source of supply, about any of the items mentioned in this department, send a **penny post** card to Shopping Reporter, The **WORKBASKET**, 2401 Burlington, Kansas City 16, Mo. Please write a **separate card** concerning each item about which you desire information.

Home Doughnut Maker



Made of a heat resistant plastic material, this doughnut maker makes delicious doughnuts in less than 15 minutes. The batter is placed inside and perfectly shaped doughnuts are dropped into hot fat. It can easily be taken apart for cleaning. Comes attractively boxed and is handy to have around for family use, parties, and when unexpected company drops in.

All-Lens Goggles



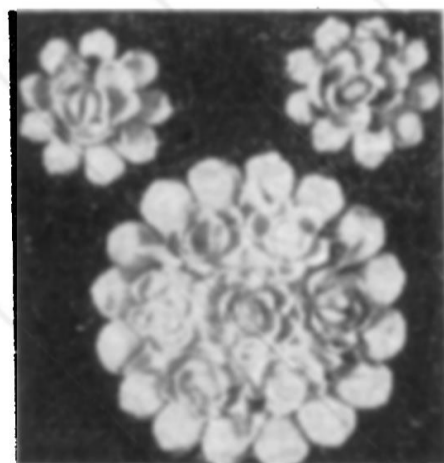
Goggles made in one piece from a new plastic material, provide added vision and eye protection for skiers, farmers, underwater fishers and divers, industrial workers, fliers, and many others. Practically unbreakable, "Bubble-Goggles" are scientifically designed to fit the human face and are available in three tinted colors and clear. They are equipped with a system of tiny vents, placed to provide ventilation for comfort and to prevent fogging.

NEW WRITERS NEEDED

EARN UP TO \$5.00 PER HOUR, SPARE TIME—re-writing ideas in newspapers, magazines, books. Splendid opportunity to "break into" fascinating writing field. May bring you up to \$5.00 per hour, spare time. Experience unnecessary—we teach you. Write for **FREE** details, and how to get **FREE** Writer's Market Guide!

COMFORT WRITER'S SERVICE

Dept. C-5 200 S. 7th St., St. Louis 2, Mo.



Learn Shellcraft - It's Fun!
EARN EXTRA MONEY! BIG

BEGINNER'S KIT

Learn a fascinating hobby that will earn you extra dollars. Beginner's Kit with material for colorful brooches, earrings, place cards, barrette, etc., instructions, and **REAL** shell flowers to copy. Biggest kit on the market \$3.50 postpaid.
NEW GIANT CATALOG—Hundreds of kits in shellcraft, dresdenware, sequins, plastics, rhinestones, etc. Send 25c today.

SHELART, 3203 6th St. So., St. Petersburg, Fla.

Simplified Screen Painting

A push-button spray dispenser, Super-Eze Screen Enamel, is designed to take the work out of screen painting by evenly coating both sides of plastic or metal screen with a quick drying high-grade permanent enamel. Also recommended for table tennis tables, outdoor wicker furniture, garden, or porch

furniture, window sash and trim, or other hard to paint objects, it comes in a 12 ounce dispenser, sufficient for painting all the window and door screens of an average house.

Variety in Shellcraft



In answer to demands for "something besides jewelry to be made from shells," five new kits are being offered. Included are a 4½ inch bridesmaid doll, a miniature Colonial doll, Goofy birds, wall plaques and a kit to make place and tally cards. Each kit includes materials and instructions and is in an attractive box suitable for gifts or packaging for resale.

Spoon Rest

A double Sunflower Spoon Rest that holds two spoons or spoon and fork between stirrings and servings. Protects stove tops from discoloration, keeps utensils ready for instant use.

SHORTHAND IN

Famous Speedwriting system. No signs; no symbols; no machines. Uses ABC's. Easy to learn, write, transcribe. Low cost. 100,000 taught by mail. Also typing. 28th year. Write for FREE booklet to

Speedwriting

Dept. 1405-1, 55 W. 42nd St., N. Y. 18

6
WEEKS
AT HOME

HAND STITCHER · SEW QUICKER, EASIER PROFESSIONALLY MAGIC-STITCHER

for Pleasure...
Speed




Now you can do a professional job at home in half the time. Sew a beautiful invisible blind-stitch hem **without rethreading your needle.** For Magic Stitcher holds a complete spool of thread. Do hemming, tailor-tacking, applique, basting, shirring, smocking—other stitches. Uses regular or elastic thread. Light as a feather (1 oz.), fits palm of your hand. Completely illustrated sewing booklet included free. \$2.95 ppd. (postage extra on COD's). Money back if not delighted.

ALBIN of CALIFORNIA

Rm. 25, 1401-21 W. 8th St.
Los Angeles 17, Calif.

2.95



Between meals, hang it on the wall where the gay colored pottery will make a nice decoration.



Let this Famous Salon show YOU how to get slim!

Whether you need to lose a lot or a little, this is the quick, sure, safe, successful way to do it. It's the DuBarry Success Course, developed at the world-famous Richard Hudnut Salon on Fifth Avenue, New York. Society women, debutantes, stage and screen stars, pay \$250 for these methods in Salon Classes. Now you can get the same plan in 36 fascinating daily lessons to follow *at home* for only \$4.95. Simple directions and more than 1,000 pictures tell and show you exactly what to do every day for six exciting weeks—how to slenderize your figure, make up skillfully, style your hair, have poise, look like a new person.

Money Back Offer. Send only \$4.95, money order or check. If not completely satisfied, return lessons within 7 days and your money will be promptly refunded.

Du Barry Success

Course Dept. S-38,
693 Fifth Ave., New York 22
When in New York, be sure to visit the famous Richard Hudnut Du Barry Salon.

Play Piano with BOTH Hands the FIRST Day—or Don't Pay!

AMAZING, NEW, PATENTED SELF-TEACHING DEVICE GIVES "SECRET"

You, too, can play piano with BOTH hands, at once! Thousands have learned to play this fast, easy A-B-C way. With the amazing invention, the AUTOMATIC CHORD SELECTOR, there's nothing to it. This is no trick method. You actually read and play any sheet music. And, the Patented AUTOMATIC CHORD SELECTOR



guides your fingers every note of the way. No scales, no exercise, no boring practice. You play the minute you sit at the piano. In no time at all you're playing Hit Parade numbers, or hymns, or beautiful old ballads... or all three! Send for this marvelous Dean Ross Piano Course today. Consists of 30 illustrated lessons, 40 songs with words and music, special Dean Ross play-at-once arrangements, and the Patented AUTOMATIC CHORD SELECTOR. Only \$1.98 complete. You have nothing to lose and popularity and fun to gain, so mail the 10-Day FREE-TRIAL coupon now!


Dean Ross Piano Studios, Inc., Dept. A-6905
45 West 45th St., New York 19, N. Y.
Send Piano Course of 30 lessons, 40 songs, and Patented Automatic Chord Selector. On delivery will pay postman just \$1.98 plus postage. If not delighted, may return Course in 10 days for purchase price refund. The Automatic Chord Selector is mine to keep.

SAVE MONEY! Send payment now, we pay postage. Same guarantee.

Name

Address

In the Future



A doll ensemble in crochet will cheer the heart of any little girl. The dress and hat can be made quickly and with very little effort.

You can't resist making several of these pretty guest towels with attractive tatted flower motifs sewn on. A pair in harmonizing colors would make a lovely gift.

This adorable knitted infant set is a perfect gift for a new born baby. Directions are given for the infant size; it is made in a very simple open-work pattern.

Here is a very easy-to-make round crocheted rug. Rug yarn, hose or strips of woolen or cotton material may be used. It is an ideal way of using up odds and ends of yarn that you have around the house.

Using a quarter-cup measure for spooning the batter into muffin or cupcake pans provides for uniformity in size.

Crochet Roses for Pillow Slips

Crochet the roses of this attractive design in your favorite color—yellow, pink, red or salmon. The roses of the original were made of pink and leaves green. Use size 30 mercerized crochet thread and a number 9 crochet hook. You will need about 110 yards of colored thread for roses, 100 yards each of white and green. You will also need two yards of 42 inch pillow tubing.

Abbreviations: Ch (chain); st (stitch); sl st (slip stitch); sk (skip); sc (single crochet); dc (double crochet); lp (loop); sp (space); p (picot); dtr (double treble—thread over 3 times and work off 2 lps at a time); rnd (round).

Leaves: With green, ch 10.

Row 1: Sc in second st from hook, sc in each of next 8 sts, 2 more sc in last st, going up opposite side of ch, sc in each of next 7 sts, ch 2 to turn all rows.

Row 2: Sc in each of next 7 sc, 2 sc in next sc, sc in next sc, 2 sc in next sc, sc in each of next 7 sc, turn.

Row 3: Sc in next 8 sc, 2 sc in next sc, sc in next sc, 2 sc in next sc, sc in each of next 6 sc, turn.

Row 4: Sc in each of next 6 sc, 2 sc in next sc, 1 sc in next sc, 2 sc in next sc, sc in each of next 8 sc, turn.

Row 5: Sc in each of next 8 sc, sl st in next st, cut and fasten thread.

Make 9 more leaves.

Rose Motif: With shaded pink or desired color, ch 6, sl st to form a ring.

Rnd 1: Ch 6 (counts as a dc and ch 3), (dc in ring, ch 3) 5 times, join last ch 3 with sl st to third st of ch 5 (6 sps).

Rnd 2: (Sc, 5 dc, sc) in each ch 3 lp.

Rnd 3: (Ch 5, sc in dc of rnd 1) repeated around, ch 1, turn.

Rnd 4: (Sc, 7 dc, sc) in each ch 5 lp.

Rnd 5: (Ch 6, sc in sc of rnd 3) repeated around, ch 1, turn.

Rnd 6: (Sc, 9 dc, sc) in each ch 6 lp, cut and fasten thread.

Join green where thread was fastened off, (ch 7, sc in sc of rnd 5) repeated around.

Next Rnd: Ch 6 (for a dc and ch 3), * (dc on lp, ch 2) twice, dc in sc, ch 3, repeat from * around, join last ch 3 to third st of ch 6, cut and fasten thread (18 sps).

Join white where green thread was fastened off, * ch 3, dc in next sp, (ch 4, sl st in same dc for a p), ch 2, sl st to bottom of leaf, ch 2, sl st in same dc for second p, ch 4, sl st in same dc for third p, ch 3, sc in next green dc, ch 3, dc in next sp, p, ch 2, thread over 3 times, sk 3 sts of leaf, pull up lp in next st and corresponding st of next leaf, (thread over and pull through 2 lps) 4 times (dtr), ch 2, sl st in same dc, p in same dc, ch 3, sc in next green dc. Repeat from * until 5 leaves are joined. Then (ch 3, dc in sp, 3 ps in same dc, ch 3, sc in next green dc) repeated around remainder of medallion, cut and fasten thread.

Make another rose motif to correspond, picking up the other 5 leaves in same manner.

Make 9 rose motifs without the white. Join white in any green dc on one motif. Ch 3, dc in next sp, ch 4, sl st back in dc for a p, ch 2, hold one rose with 5 joined leaves right side up, sl st in center tip of right hand leaf, ch 2, sl st in same dc, make a third p, ch 3, sc in next green dc, ch 3, dc in next sp, p, ch 2, thread over twice, sk 4 sc from first joining of leaves, pull up lp in next st of right hand leaf and adjacent sc in next leaf, (work off 2 lps at a time) 3 times, ch 2, sl st

back in same dc for a p, make a third p, ch 3, sc in next green dc, ch 3, dc in next sp, p, ch 3, sc in next green dc; continue around motif making p groups. Join and fasten off.

* Join white thread to any green dc of next motif, make a p group, ch 3, sc in next dc, ch 3, dc in next sp, p, ch 2. On left hand side of motif just completed, sl st in second free p group from leaf, ch 2, sl st back in dc, make a third p, ch 3, sc in next dc, make another p group joining to free p group on first motif next to leaf. Ch 3, sc in next dc on second motif, make a p group joining to center tip of second leaf, where first motif was joined; continue around motif joining leaves in same manner as before, fasten and cut thread. Repeat from * for third and fourth motifs.


You have just completed one side of pillow slip design. Make a second to correspond. The 2 side pillow slip designs are separated by one rose motif. Work p groups around edge of this motif in same manner as for others. Join 2 p groups on each side design to center motif, leaving 4 free p groups

across top of center motif and 5 free p groups from joining to leaf on each side.

After the design is joined, center on pillow slip and pin in place. To form the outline for hemstitching, trace around design, from design draw curved line to edge of pillow slip on each side. If scallops are desired across back, continue curved line to the back, curving up to meet first rose motif joined to front edge. Make scallop following outer curve of design, around to fourth rose motif, then straight across to corresponding point on other design. Make scallop for last half same as for first half of back.

After the edge is hemstitched, make a row of sc in pink or desired color around pillow slip. Sew crocheted portion in place.

A shell edge may be added if desired. Join white in same st where last p group of outer rose motif is joined, sk 2 sc, * shell of (3 dc, ch 4 for a p, 3 dc) in same place, sk 2 sc, sc in next, repeat from * around scallops and edge.



Stylist For Brides

Elma Waltner

To a bride on her wedding day, second in importance only to the groom, is the wedding gown, and many long hours are spent in searching for just the gown. Very often a bride has in mind just the kind of a gown she wants for that all important occasion. Nine chances out of ten, she won't find one in the shops that fits her mental picture, or, if she does, the price tag attached to it is out of all reason.

Brides in the Freeman, South Dakota, community have a distinct advantage in this respect. The wife of the postmaster enjoys making wedding gowns and many a happy bride has had just the gown she wanted and at a moderate price, because of the avocation of Mrs. Albert Schmidt.

Although she has been doing custom sewing for many years, it was only three years ago that Mrs. Schmidt made her first wedding gown. The first was not the last for since that time a steady procession of bridal gowns, bridesmaid's dresses and flower girl gowns have passed under the needle of her sewing machine.

Whatever the style the bride has in mind, Mrs. Schmidt can make it up. Frequently she uses two or more patterns, combining them and adapting to make the single gown. She may use the skirt section of one commercial pattern, the waist of another and the sleeves of a third. She says that never yet has she found a pattern that she can use "as is." They always need altering for, especially on her wedding day, a bride demands perfect fit of her gown. Either the waist will be too long or too short, the shoulders too wide or some other alterations may be

needed. She always fits the paper pattern to the girl who is to wear it and marks any necessary alteration. As a further precaution for a perfect fit, she takes a complete set of measurements, carefully noting them down. To guard against any mistakes in cutting, the pattern is always laid out completely on the material before the first snip of the scissors into the shimmering satin.

White satin is traditional wedding gown material and most brides feel that this is the proper color. Only once has Mrs. Schmidt made a colored wedding gown. There are several types of satin.



AMAZING DOUBLE DUTY SHOPPING BAG

LIKEMAGIC, this handy handsome shopping bag **zips open** instantly from regular size for carrying small articles to big, roomy size for big bundles. Unique Double Duty design astonishes everyone. Makes shopping a pleasure. Saves money. Saves time. Ends drudgery. Housewives are wild about it! Lightning seller!

SAMPLES FOR TRIAL

Sample offer sent immediately to all who send name at once. A penny postal will do. **SEND NO MONEY—just your name.**

Kristee Products Co., Dept. 1665, Akron 8, O.



**CLASSICS...
IN GUARD RINGS**

Exquisitely fashioned to grace the fingers of the style conscious woman. Your choice of finely cut, simulated rubies, emeralds, sapphires, or diamonds . . . hand set in sterling silver. A gift to be remembered.

Money back in 7 days if not satisfied.

Orders promptly filled (indicate ring size)

\$3.50 Each, Including Tax and Postage

SANLYS, Dept. WK-1
545 Fifth Ave., N. Y. 17

The firm, heavy Skinner's satin seems to be the favorite. Slipper satin, and brocaded satin are also popular with lots of lace and net used in combination. One gown was made of Japanese silk which was sent by a soldier sta-

tioned in Japan, to his prospective bride for her bridal gown.

Styles are of a wide variety but as a rule it seems that the fanciest part of the gown is the back. Perhaps this is because, during the ceremony, the



Mrs. Albert Schmidt fits one of her exquisite wedding gowns for a bride. The gown material is the heavy smooth Skinner's satin which holds top place as a favorite bridal gown material.

bride's back is to the audience and she wants the prettiest part of the gown to be the part seen by the greatest number of people. Most gowns are closely fitted at bodice and waist with a row of buttons, closed with loops, down the back. The fewest buttons that Mrs. Schmidt has ever put on a dress, were forty-two, the most fifty-four, while the average seems to be about forty-eight. Making the loops and sewing them in place individually is one of the lengthier operations. To make the loops, she cuts a bias strip of material, $\frac{3}{4}$ inch wide and 6 to 8 inches long. This is doubled through the center lengthwise and stretched as the edges are stitched together. A bobby pin is used to pull the strip right side out. The piece is cut into individual loop lengths. Or strip for loops can be left in one piece, thus it is easier to make loops of uniform size.

Though most gowns are made for brides of the community who come to her home for fittings, it has happened that Mrs. Schmidt has made gowns for brides who, for some reason, could not come for advance fittings. For these she has only the body measurements to go by and getting a good fit requires considerable skill.

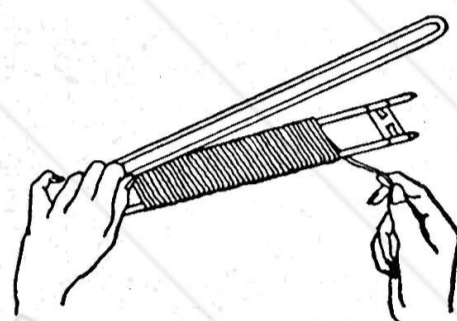
A wedding gown requires from six to eight yards of material, depending on the size of the bride, the style of the skirt and the length of the train. Some gowns have an attached slip but many brides prefer to wear their mother's or grandmother's slip for the traditional "something old" that a bride is supposed to wear.

In addition to the gowns, Mrs. Schmidt makes veils and tiaras. A new item which has been recently added is a kneeling pillow. This pillow is long enough so that the bride and groom may kneel on it comfortably without crowding. The width is about 20 inches but the exact length depends on

the couple who is to use it, with 45 inches being the average length. The bridal gown satin is used for the pillow covering with a ruffle of lace around the edge. A two pound cotton batt is used for padding.

Invariably the brides are well pleased with their gowns, but the seamstress sewing them is not without her worries. Mrs. Schmidt never breathes easily, she says, until the gown is fitted and the bride has expressed her approval. There are so many things that could

I MAKE SHAG RUGS EASILY!



... ANY SIZE OR COLOR quickly, easily with my remarkable RUG MAKER. Drapes, bedspreads, unusual fabrics, trim . . . too. 100 variations. So economical, I use scraps of new or old cotton, yarn, rags, string, even old neckties. Send me \$1

for my RUG MAKER. I'll guarantee it really works!
Mrs. Reilly, Dept. W-3, 3770 Main, San Diego, Cal.

NYLON PARACHUTES

65
Sq.
Yds.



WHITE HEAVY PURE NYLON PARACHUTES for Blouses, Slips, etc. BRAND NEW. 65 sq. yds. of material plus 3000 feet of nylon crochet cord: \$14.95 plus \$1.00 postage. Half 'chute: \$7.95 plus \$1; Quarter 'chute: \$4.95 pp. Free Instruction Patterns included. Also: PURE SILK PARACHUTES, same size, same price. Send check or M.O. Today;

C.O.D. orders: \$1.00 deposit. Satisfaction Guaranteed.
AMERICAN AGENCY, 799-K Broadway, New York 3, N. Y.

IMPROVED Alvan Mender re-knits NYLONS like new

FREE! Completely new illustrated instruction booklet. Shows each step simply and clearly.

New Magnetic Spring makes you an expert with little practice! Simply move up and down . . . presto—a new pair of hose! No thread necessary! Save many dollars, earn money repairing your friends' nylons, rayons, silks, service weights as well as sheers.

Send No Money • Try it FREE

You'll be delighted with this 100% guaranteed Alvan. And, you too, may have it on free trial to prove to yourself that you can save 90% of your stocking bills each year!

SO EASY! Even a MAN Can Do it!

Just send name, address. We send C.O.D. Pay post-man only \$2.00 plus postage and C.O.D. fees.

ECONOMY HINT: Send \$2.00 NOW—WE PAY ALL CHARGES—YOU SAVE 32¢! Money back in 10 days if not THRILLED!

ALVAN MENDER CO., Dept. 300
505 FIFTH AVENUE NEW YORK 17, N. Y.

go wrong. She recalls one accident to a gown which ultimately turned out to be a lucky circumstance. This particular gown had four rows of very full ruffles around the skirt (the strip for each ruffle measured 16 yards in length before ruffling). As the ruffles were sewed to the skirt, the material of the gown piled up beneath her sewing machine light. When she spread out the skirt after sewing on the last ruffle, a catastrophic sight greeted her. A tiny hole had been burned through the skirt by the sewing machine light. What to do? The situation was certainly a worrisome one. To save the situation, two more rows of ruffles were added. The hole was covered and the result was so attractive that the bride declared that she was glad of the accident. Even though there was a happy ending to this tale, Mrs. Schmidt has no desire to repeat the performance so she now carefully turns off her machine light when sewing on ruffles.

Mrs. Schmidt's sewing ability has proved a boon to more than one bride. Besides providing the bride a gown in the style she wants, the cost is only a fraction of what it would be if the gown were purchased ready made. Considering the time she puts in (it takes her about a week to make a gown, working in her spare time) her charges are very reasonable. She asks from \$9 to \$15 for making a bridal gown. The bride, of course, furnishes all materials.

Although she admits she will never get rich at making bridal gowns, Mrs. Schmidt explains her very moderate charges by saying, "I enjoy making wedding gowns. It is a tremendous responsibility but there is a great deal of joy and personal satisfaction in having so vital a part in making a wedding a truly happy occasion."

Tatted Vanity Set

This tatted medallion is shown as a vanity set but it is suitable for a chair set, scarf or table cloth. An edge to match is also given.

Abbreviations: P (picot); st (stitch); ds (double stitch); cl r (close ring); r (ring).

Motif: Make r of (5 ds, p) 3 times, 5 ds, cl r. R of 5 ds, join to last p of r just made, 5 ds, p, 5 ds, p, 5 ds, cl r. Repeat second r 3 more times (5 rs made forming a flower). Tie ball to shuttle thread, ch 10 ds, small p, 10 ds, turn. To start next flower, make r of 5 ds, p, 5 ds, join to center p of last r made, 5 ds, p, 5 ds, cl r. Make 4 more rs to complete second flower, joining ps of each r same as for first flower. Turn, ch 10 ds, join to small p, 10 ds. Make 2 more flowers with ch between.

Joining Motifs to form a Medallion: Four motifs are joined to form a me-

SAVE YOUR Furniture



● Sensational New **PLASTIC** Furniture Covers give added years of life and beauty to upholstered sofas and chairs. Water-proof and dustproof **Firestone Velon Plastic** in 30 styles including Modern, **SECTIONALS, LAWSON, HIDEABEDS**, etc. Well-made with bound, reinforced seams and neat tailored appearance. Buy direct from manufacturer at lowest prices. Money back guarantee. Write today for **FREE Catalog and Velon Sample.**

HOUSE OF SCHILLER
Dept. 104, 180 N. Wacker, Chicago 6


ENDS GRAY HAIR WORRIES IN 5 SECONDS



\$1.00
PLUS
TAX

Quick, easy Tintz Touch-up Pencil colors gray, faded hair at roots, parting, temples. Like lipstick. In metal swivel case. Won't rub off, but washes out. **SEND NO MONEY** Deposit with postman on delivery only \$1 plus tax and C. O. D. postage on guarantee of satisfaction or Money Back. State shade:

Black, Dark Brown, Dark Warm Brown, Med. Brown, Light Brown, Auburn or Blonde. Mail order now to **TINTZ CO., Dept. 25-A, 230 N. Michigan, Chicago 1, Ill.**



dallion. Each motif should be joined as it is made as follows: Make first flower of second motif, join to free p of center r of any flower, then complete motif. Join each of next 2 medallions in same manner. The last motif must also be joined to first motif in corresponding p.

Motifs are joined cornerwise. The center medallion is made as follows: Make r of (5 ds, p) 4 times, 5 ds, cl r. Make 3 more rs, joining ps in same manner as flower. Tie and cut thread. Tie ball and shuttle threads to one joining p, * ch 5 ds, join to free p of inside edge of one flower, 5 ds, join in same joining p, 5 ds, join in next free p on r, 5 ds, join to free p of next flower, 5 ds, join in next free p of same r, 5 ds, join in next joining p, repeat from * around. Tie and cut thread at first joining p.

Edge: Make a r of 5 ds, p, 5 ds, join to free p of middle ring at lower right corner of medallion (see illustration), 5 ds, p, 5 ds, cl r. R of 5 ds, join to last p of r just made, 5 ds, p, 7 ds, cl r. Tie ball thread to shuttle thread at base of last r. * Ch 5 ds, p, 5 ds, p, 5 ds,

turn. R of 5 ds, p, 5 ds, join to free p of last r, 5 ds, p, 5 ds, cl r. (R of 5 ds, join to last p of last r, 5 ds, p, 5 ds, p, 5 ds, cl r) 4 times, turn. Ch 5 ds, join to adjacent p of last ch, 5 ds, p, 5 ds, turn. R of 7 ds, join to middle p of last r, 5 ds, p, 7 ds, cl r, turn. Repeat from * for desired length.

For side vanities, a medallion is used for one corner; the edge worked around remaining material and joined to corresponding p on other side of medallion. Center vanity should have a medallion at the two lower corners with edging worked between.

NYLON YARD GOODS

Originally manufactured for U. S. Government under rigid inspection.

100% Pure Nylon cut from full roll to your order. White only. 40 inches wide. An excellent, durable quality, perfect for dresses, blouses, curtains, dozens of other uses. It's easy to dye, to launder, never needs ironing, dries one hour. Send check or M.O. today. If C.O.D. Send \$1 deposit. Money Back guarantee. Only limited amount left.

95c per YARD

On orders of 10 yards or more. Postpaid.

Less than 10 yds.: \$1 per yard

AMERICAN AGENCY, 799-K Broadway, New York 3, N. Y.

CROCHET with LINEN

IRISH Linen Threads—in white, ecru and all colors—on convenient-sized tubes, popularly priced

Write for **FREE** Sample Card Today

GOLDEN RULE Products Est. 1888
115 FRANKLIN ST., NEW YORK 13, N. Y.

LOOK YEARS YOUNGER!

- Ladies, if your skin is dry, lined, wrinkled or marred by brown blotches, learn amazing facts.
- Send For **FREE BOOK ON SKIN PROBLEMS**
- Wonderful method for regaining a glowing youth-like complexion. Send no money. Write today for Free Book
- SIBYL DRAKE, 1111 Grand, Dept. Q, K. C. 6, Mo.



Thrilling Work COLORING PHOTOS at Home

Fascinating hobby and vocation learned at home by average man or woman who is artistically inclined. Work full or spare time. Modern method brings out natural, life-like colors. Many have earned while learning.


FREE BOOKLET tells how to get started doing this delightful home work for photographers, stores, individuals, and friends. Send today for your copy. No obligation.

EASY TO LEARN

NATIONAL PHOTO COLORING SCHOOL
835 Diversey Pkwy., Dept. 1525, Chicago 14, Ill.



NEEDLEWORK & CRAFTS ARE FUN WITH *Aunt Ellen's* KITS



PUNCH NEEDLEWORK

EMBROIDERY that produces a beautiful effect similar in appearance to hooked rugs when left unclipped except it is much more delicate and you use finer yarns. As shown in the above illustrations, depth can be obtained with modeling (clipping) and with color shading. The loops may be clipped and brushed out for such effects as that shown on the Angora Kitten design. The 3 designs shown above are all 18x18 inches and come individually packed in complete kits containing stamped pattern, Black Duvetyn for the background of the design, all necessary yarns in the correct colors, complete instructions and, where necessary, imported animal eyes and teazel brushes.

- (A) 49W1609 - Kitten \$1.29
- (B) 49W1601 - Blue Birds \$1.39
- (C) 49W1602 - Flamingo \$1.59

EMBROIDERY DESIGNS ON FELT JACKETS

PALOMINO WEST
Naturally colored Palomino Beauty on Apple Green, Sky Blue and Dark Brown. Finished with embroidery and a bit of applique for the boots shown on the front, this jacket with its saddle stitching, patch pockets and zipper or button front becomes a delightful accent to your charm. Kit contains the stamped felt with cutting guide, embroidery and sewing instructions.

- 4W088 (Size 2-4 Yrs.)..... \$2.49
 - 4W090 (Size 4-8 Yrs.)..... \$2.89
 - 4W091 (Size 8-12 Yrs.)..... \$3.59
 - 4W089 (Adult Sizes)..... \$4.19
- (Small, Medium or Large)



FELT BOOTS AND SHOES


Delightful Felt Cowboy Boots and Felt Shoes that you can make easily and quickly. The felt is die-cut, ready to be put together. For babies under 6 months. Boots available in White with Red Tabs. Shoes in choice of White, Pink or Blue. Embroidery floss.

- 23W795 - Cowboy Boots Kit 67c
- 23W770 - Baby Shoes Kit 50c



WOODFRAME

PUNCH NEEDLES



TEAZEL BRUSH

WOOD FRAME—An 18x18 inch wood frame with tongue and groove ends that fit together and hold securely. Lightweight. An item to make your PUNCH NEEDLEWORK easier and better. Order several so that you can simply leave your punchwork on the frame and use it as a picture.


35W1035 Ea. 43c

PUNCH NEEDLES. Two sizes of fine, all metal punch needles for finer work on pillow tops and pictures; Small and Medium. Also, one large size to be used in making hooked rugs (done with punch needles much faster than old way.) All needles are adjustable as to length of loop. Specify what sizes you want when ordering.

35W1055 Ea. 39c

TEAZEL BRUSH. A fine sturdy wire brush to brush up the wool for angora fur or other long fur effects. You can achieve realistic effects on animal subjects with a Teazel Brush that are difficult to obtain any other way.

35W1054 Ea. 39c



SMILING FLOWER FACES

Clever panholders on colorfast materials; Green, Lavender, Pink, Blue and White, plus materials for the back and floss. Easy to make. Directions. Delightful gift items.

5W121 - Kit of 3 45c

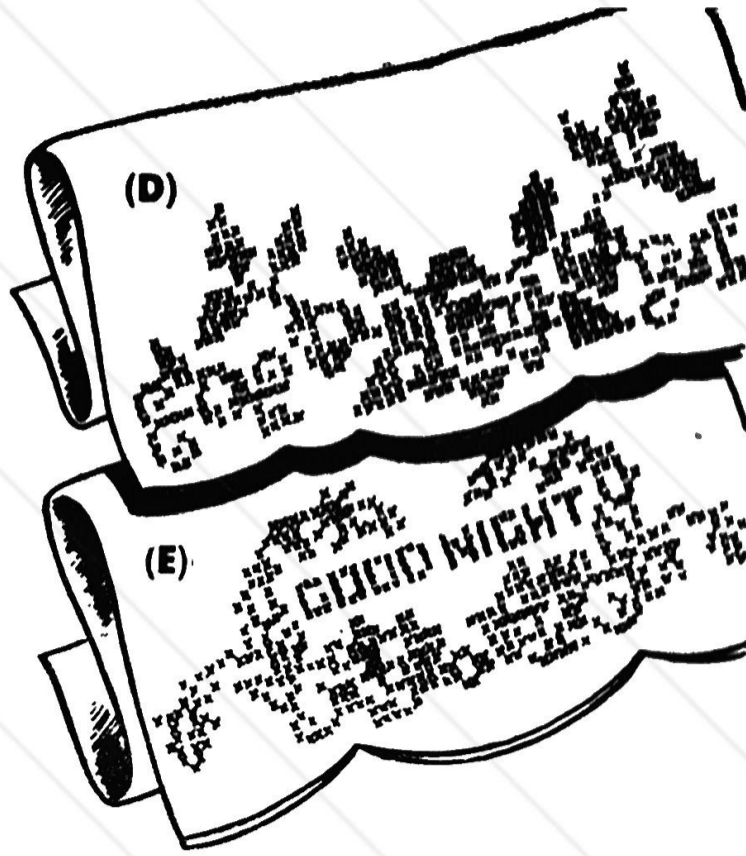
TO ORDER, SEE OPPOSITE PAGE FOR ADDRESS



STENCIL PAINTING ON PILLOWCASES

Here's an amazing bargain that we just happened to find. 80 Square Muslin Pillowcases, cut size 42x36 inches with wide hemstitched hems!!! First quality, absolutely no flaws, guaranteed to be what we say they are or you may return them for exchange or refund. BUT—best news of all . . . here is a new technique to decorate pillowcases in half the time required to embroider similar designs. Textile painting with repeat motifs. No artistic ability necessary but if you have natural talent perhaps this is a new business for you. Each of the 2 kits illustrated contains ready-cut stencils, complete directions and a pair of White pillowcases. Order by number.

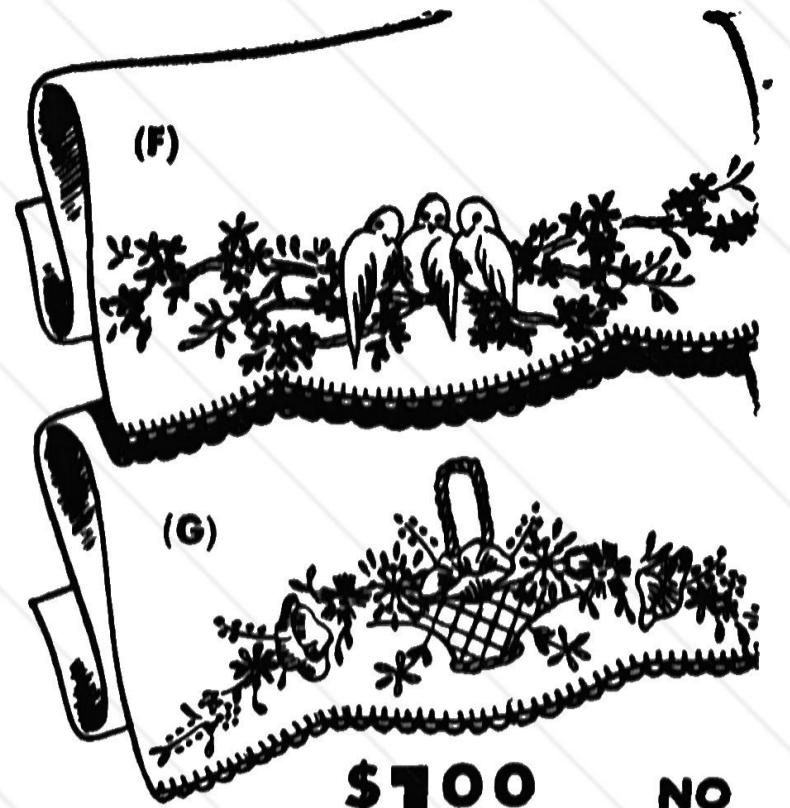
- (A) 14W0428 - DaisiesPr. \$1.47
- (B) 14W0429 - RosesPr. \$1.47
- (C) 14W0430 - PlainPr. \$1.39



TWO CROSS STITCH BEAUTIES. Dramatic Rose design worked in the easiest of embroidery stitches, Cross Stitch. Your choice of colors on the blossoms, with green leaves and stems. Stamped design on 80 Square White Muslin, cut size 42x36 inches.
(D) 14W392—Muslin.....Pr. \$1.49

Good Night & Roses. Clever cross stitch pillowcases stamped for embroidery on 128 count White sheeting. Cut size 42x36 inches, flat, ends plain. Complete instructions and color suggestions included.

- (E) 14W0409—SheetingPr. \$1.47



\$1.00 PAIR NO LIMIT

MONEY SAVERS . . . BEAUTIFUL GIFTS. Back again! And the price is even more amazing than before when you think how prices on everything else are going up. Lovely designs stamped for embroidery on 42x36 inch, high count, pure White Muslin, to be seamed and hems finished. Matching 5-piece sets on White firm-weave sheeting. Complete illustrated instructions with each pair or 5-piece set ordered. These will go fast!

- (F) 14W0394 - MuslinPr. \$1.00
- 15W0495 - 5-Pcs.Set .98
- (G) 14W0371 - MuslinPr. \$1.00
- 15W0497 - 5-Pcs.Set .98

AUNT ELLEN'S PAINT-TEX



The most delightful and easy textile decorating method we know. Kit includes over 60 textile painting designs, 6 jars of color: Red, Blue, Green, Yellow and 2 White; special stencil paper, brushes, knife and a large piece of pure White Art Cloth to make a Chair Set, Four Scatter Doilies and a Five-Piece Refreshment Set. Don't miss this bargain kit.

- 47W1500—Paint-Tex Kit.....\$2.50




MARCOLL PLATE PAINTING SET

Another NEW kit for fun at home. Paint your own hand painted

White-glass plates for decorative effects. Complete kit contains 6 large jars of paint & glaze, 4 sets of transfers, brush and 3 plates with complete directions. Oven fired.


- 47W1503—Plate Painting Kit....Ea. \$2.95



SAVE MONEY Build your order to \$5.00 or more and we pay postage when payment is sent with order. Please add 30c for postage and handling on orders less than \$5.00. If ordering C.O.D., send \$1.00 deposit. The deposit is applied on the order, pay postman the balance due plus few cents postage.

SATISFACTION GUARANTEED. 100% satisfaction guaranteed or you may return any item for full refund of purchase price. You risk nothing. Order TODAY.

MODERN HANDCRAFT, Inc., Dept. 739, KANSAS CITY 16, MISSOURI



Women Who Make Cents

The WORKBASKET will pay \$2 for each short article accepted for this department. Material should concern specific women who have found ways to add to the family income. Address all contributions to Women Who Make Cents, The WORKBASKET, 2401 Burlington, Kansas City 16, Mo. No contributions to this department will be returned.

Individualized Wedding Gift

Last June I received so many wedding invitations it became a strain on the pocketbook to respond with gifts. As someone had given me as a wedding gift my own wedding invitation painted in water color, with a little wreath of roses around it and framed, I decided to try it also. Now I always feel as though I can give a very personal and individual gift with very little cost and also make a little pin-money making them for friends and charging \$1.00.



Mrs. I. A. W. Higgins

Business in Boleros

The handiest article in my wardrobe during the spring and summer seasons is a brief bolero, made to match or contrast with sundresses and sports outfits, with a large initial or monogram embroidered on it to make it personally mine. Some of my friends asked me to make up these boleros for them, and it has become quite a thriving business for me about this time of year. Most popular fabrics are white pique or white, green, navy or red linen or butcher linen. Some women bring their own materials to match a dress they are making. A favorite combination is a white pique bolero with red and blue monogram. The patterns I use are some I purchased in the pattern department of a local department store. I chose two styles, one a sleeveless loose bolero and one with set in sleeves, five buttons down the front, and a short point in the center back. I charge from \$2 to \$5



PLATE HANGERS FIT ALL SIZES



4 for \$1.00 #318 New plate hangers with music-wire springs really hold your plates on the wall. Will not mar plates.

Sent prepaid. Sorry, no C.O.D.'s.

NATIONAL MAIL ORDER CO. Dept. P-1
831 W. Washington Blvd. • Chicago 7, Ill.

Send 25c for big catalog and free surprise gadget

for the labor, depending on style and amount of embroidery involved. I use the simplest of outline and herring-bone embroidery stitches, but they are the most effective. Also, for a young girl, I have made two or three boleros with tiny collar out of taffeta and embroidered with sequins or beads (pearls on soft blue are really effective) to go over her formal gowns.

Beverly A. Angel

Handmade Carnations

Making carnations that look so natural, so nearly real, that one is forced to look twice, is easy and quite inexpensive. The spare-time money maker will welcome these as a delightfully simple means to make extra money. The gift shop owner will find they sell easily and fast, bringing a welcome profit. Clubs will be pleased to make these as decoration or for a money-making project. The children can make them to give away—for May baskets or Mothers' Day.



You'll need cleansing tissues—a sheet and a half will make a nice fluffy flower. Mark a tissue in thirds, along the grain, then carefully TEAR into three strips, about three inches wide. Tear also along the straight edge. This can be done in several ways: the folded edge may be torn with thumb and forefinger, or a ruler may be placed on the fold to guide the tear.

Several thicknesses may be torn at once; care should be used to tear a fine edge because this becomes the end of the petals. If desired, tiny points or a very fine fringed edge may be snipped with sharp scissors. Then, cut each strip into four 4½ inch lengths.


With the fingers, carefully gather each piece through the center from cut edge to cut edge. A little twist will hold the gathers.

Use eight such pieces and tie together at centers tightly. Fluff out the entire flower and add a stem—natural, wire, a safety pin or a bobby pin. Several flowers may be combined with asparagus fern or other greenery, into a corsage, or they might be used on place cards or as a table centerpiece.


You need not be limited to white, for tissues can be had in pastel colors. They could be dyed quite successfully, even a bright red; brush streaks or edges of deeper color on light tissues make pretty two toned flowers. While blue and green could be used, these colors are not found in nature for carnations.

Mrs. Annabel F. Reid

BEFORE



AFTER



**Be An
Invisible
Re-Weaver**

MAKE BIG MONEY AT HOME

Earn over \$20 daily, full or part time—repair cuts, tears, burns in clothing or any fabric so damage can NOT be seen, BIG demand, big profit, uncrowded field. Complete low-cost home-study course including lifetime equipment. Easy-to-learn, pay-as-you-earn—can mean lifetime income. Write for free details today—now.

FABRICON COMPANY DEPT. F-5
8342 S. Prairie Ave., Chicago 19, Ill.



**WOOD FIBRE
CARNATION CORSAGE**

Earn extra money this easy way! Make lovely Carnation Corsage & Chenille Violet Corsage in spare time. Friends buy on sight. No experience needed. You get all materials, simple A-B-C instructions, plus gorgeous Sample Flower—all for only \$1 each kit, postpaid. **SEND NO MONEY... ORDER NOW!** Send your name, address and kits desired. Pay postman only \$1 per kit — or both kits for \$1.79 — plus C.O.D. fee. 5 assorted flower kits (including crepe paper apple blossom, wood fibre gardenia, chenille rose)—all 5 kits only \$3.95. Satisfaction GUARANTEED or your money back. Big illustrated catalog only 25c; refunded on first order.

FLOWER MATERIALS CO., Dept. 10-F
Largest Make-It-Yourself Supply Center
229 So. Wabash Ave., Chicago 4, Ill.

**Fill Your Life With Sunshine
... And Easy Extra Dollars!**

**Make ARTIFICIAL
FLOWERS**



**CHENILLE VIOLET
CORSAGE**

**COMPLETE
KIT ONLY \$1 POST PAID**
2 Kits for \$1.79

Aunt Ellen's CLUB NOTES

What Clubs Are Doing

The arrangement of spring flowers proved so popular last year with several of the Aunt Ellen clubs that some are going to repeat it this year. One or two members plan to give a demonstration on the right and wrong ways of arranging flowers. Then if there is an abundance of cut flowers available, let some of the members arrange bouquets. There are several books in the library on this subject.

One club writes that all their members are taking First Aid lessons. They have added this to their year's program activities.

Study of parliamentary rules made an interesting program for an Aunt Ellen Club recently. It was led by a local high school teacher; he brought along a group of high school students to conduct a formal business meeting.

A novel source of revenue, that of making and selling leather gloves, is reported by a club in the middle west. The patterns were secured from the State Extension office; variations were made with stitching on the back, cutting the cuffs a bit different—making some short and others long. The members bought sufficient skins of leather to get it wholesale. They are busy filling all the orders they take. They have made a few leather purses but not on as great a scale as the gloves.

A Party for Mother

May is the month for mothers! Why not have an all-day meeting and honor all the mothers of the club members. Send invitations to the mother of each member. These could be as simple or as elaborate as you wish, or just write the invitation on a postcard.

Carnations, the traditional Mother's Day flower, could be used for the centerpiece or spring flowers would be equally pretty and easy to get this time of year. Small May baskets filled with candies and nuts could be at each place setting.

Several club members should go early and help the hostess, at whose house the all-day meeting is to be held, prepare the meal. This could be very simple and something easy to prepare.

Appropriate music played during luncheon will add to the festive air. No doubt there are several musical club members in the club. Arrange a short program after the luncheon is over. Be sure to include a solo or duet



To make new customers, our giant assortment of 100 spools of quality thread is yours for only \$1. All the colors of the rainbow, the shades in between and black and white, too! Fine thread in a thrilling assortment of cotton and rayon; popular numbers through 24 and 70 in DeLuxe Magic Match and Bobbin Windings for every kind of sewing from darning britches to stitching lingerie. Easy to match any fabric or color with our Magic Match generous up to 150-yard spools. A total of almost 10,000 yards of fine colorfast thread. Your own thread store right by your side. Rush your name and address for C.O.D. shipment of \$1 plus postage or send \$1.25 for postpaid shipment and we'll include 5 70-yard bobbins of No. 50 White Thread FREE.

**THREAD WINDERS, BOX 95-W
BRIDGEPORT 1, CONN.**

Satisfaction guaranteed or money back and you can keep the 5 Bobbins for your trouble.

singing "That Wonderful Mother O'Mine" and "Mother McCree." A member could read an appropriate poem; several members could act out a humorous skit or reading. Play one or two games if time permits.

The afternoon will be an enjoyable one that the members and their mothers will always remember.

Recreation Hour

Rubber Band Race—For this race you need two bands of about ¼ or ½ inch elastic, made large enough to encircle a player. The players stand in two lines with a captain at the head of each line. Each captain holds an elastic band and at the signal, slips the band over herself. The bands are pulled all the way down to the feet, taken off and handed to the next one in line, and so on down the line until the end is reached. It then goes back up the line, each stepping into the rubber band and pulling it up over head. Of course each line tries to finish first.

What's in the Garden—Cut out pictures of flowers and vegetables from magazines and seed catalogs. Mount on cards, number and pin around walls. Have the guests go about the room with pencils and paper and write down the name of each flower or vegetable. Seeds, garden gloves and shears make good prizes for this game.

To Make a Magic Bow

Perhaps you have always dreaded to wrap a gift package, but now you do not need to worry. You too, can create professional-looking bows for your packages by following these simple instructions.

Cut off two lengths of ribbon—one about 3 to 6 yards long (which will be the bow) and one about 8 inches long (to hold bow at center). Fold the 8 inch strip once lengthwise and lay on table.

1. Take long length of ribbon, make the desired size of loop and join end to back of ribbon with a small piece of cellophane tape. Wind loosely around hand.
2. Press roll together in center.



Through tiny jeweled pin!

You can place this beautiful brooch anywhere on your costume—with no outside connecting microphone cord—and you get unmuffled reception, with no clothes-rub noise, even on swishy silk or taffeta. Learn the many smart ways you can wear the new Sonotone so that it actually adds a touch of glamour to your costume. Mail coupon for free fashion booklet, illustrated in color, crammed with fresh style ideas.

SONOTONE

Box W-5, Elmsford, N. Y.

FREE!

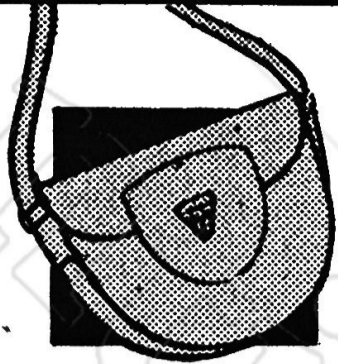
Please send the new exciting booklet, "FASHION, Your Passport to Poise."

Name.....

Address..... Apt.....

City..... State.....

MAKE BIG MONEY - SPARE TIME



**JUST OFF THE PRESS!
1951 NELSON-KOLBE CATALOG**

It's easy to make BIG money taking orders for Nelson-Kolbe genuine leather handbags. Build a steady repeat business of your own without investing a penny! Big spot-cash profits on every sale. Don't delay — write today for full-color catalog & complete selling Kit FREE!

Write for complete outfit Free!

Nelson-Kolbe, Inc. (W-2) BROCKTON 64, MASS.

3. Fold at center, cut two "V" shaped pieces out as shown.

4. Tie the 8-inch strip of ribbon at notch.

5, 6. Pull out loops from the inside, alternating one to the left and then to the right. Give each loop a full twist to the center after pulling out. Continue to pull out loops and arrange bow as desired.

7. The finished bow is round, full



and holds its shape. Bow is ready to tie on package.

For a flat bow, use less ribbon and pull loops out sideways.

For a man's gift, tie a piece of ribbon




Fig. 1

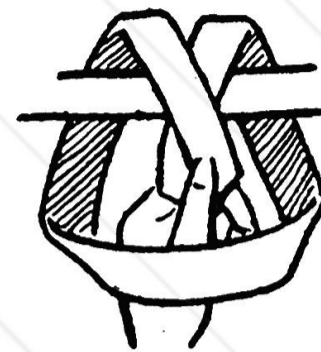


Fig. 2



Fig. 3

around the top third of a box. Take about 14 inches of ribbon, place ends together and slide ends underneath the strip of ribbon placed around the box (Fig. 1). Hold the ends up and pull down through the loop (Fig. 2) so that it forms a man's tie. Trim the ends at an angle (Fig. 3).

To adorn a gift for baby, take a large safety pin and bend point to form a right angle, then bend back head of safety pin in opposite direction. Insert a colored toothpick in head of safety

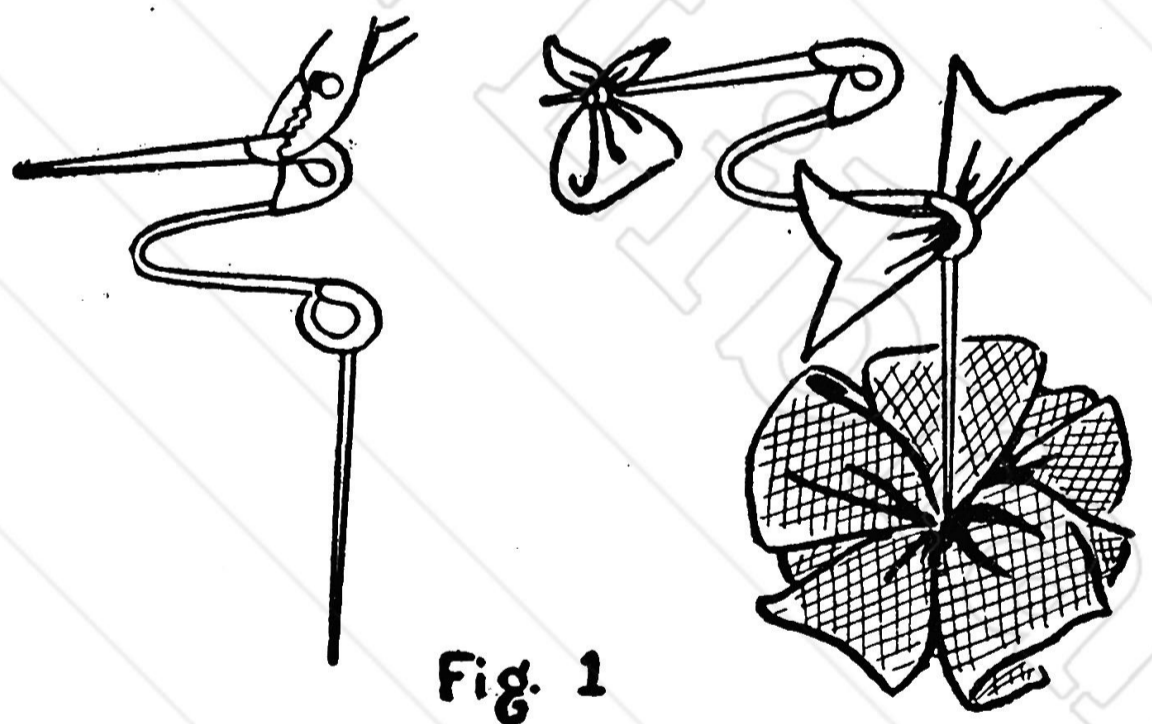


Fig. 1

pin and clamp together (Fig. 1). Take 3 inches of ribbon and fold lengthwise trimming both ends at an angle. Insert through ring of safety pin to form wings. Tie 4 inches ribbon around a pencil and make a double knot. Trim ends close to knot and slide off pencil and insert over end of toothpick. Insert completed stork in center of bow on package.

(Courtesy of Minn. Mining & Mfg. Co.)



AMAZING!

Reduce

Your Appearance!

**Reduce SPREADING HIPLINE Instantly!
APPEAR SLIMMER, AND FEEL BETTER!**

If it isn't the best you've ever had . . . if it isn't the most comfortable . . . if it doesn't improve your shape . . . if you don't look slimmer and more youthful . . . your money will be refunded at once! Truly Sensational at \$4.98 . . . For Figure Control — A \$6.50 VALUE. No Girdle — But NO Girdle can do more for you than the Adjust-O-Belt. No other girdle of the same weight offers you more bulge control, stomach control or up-lift support! "Stay There" and "Keep In" Power . . . Better, Safer! The New, Amazing, Miracle Hold-In Power of the Adjust-O-Belt has never been approached! Wonderfully powerful, yet light in weight. You are kept

more comfortable, daintier as air circulates through it and perspiration is absorbed.

LOOK AND FEEL LIKE SIXTEEN AGAIN!

Most Skillfully Made—Adjustable for correct bulge control, comfort and figure improvement! Healthful! Miracle, new, amazing panel control. Reduces stomach bulge! Stomach is lifted and properly shaped, hips are trimmed! Its panel is easy to control—skillfully designed to *improve* your figure, a result of over 30 years of manufacturing experience.

Adjust-O-Belt creates "Restraint"—comfortable pressure for a correct balanced figure. You get the exact amount of support where it counts most! You get better bulge control and a more attractive figure—a more beautiful, slender figure that everyone will admire! You will always look more slender and improve your figure with Adjust-O-Belt. Panty or Regular—Nude or White. Sizes 24 inch waist to 48. Only \$4.98.

TEST THE ADJUST-O-BELT

UP-LIFT PRINCIPLE with Your Own Hands

Clasp your hands over your *abdomen*, press upwards and in gently, but firmly. You feel better don't you! That's just what the UP-LIFT ADJUST-O-BELT does for you only the ADJUST-O-BELT does it better. *Mail Coupon and test it at home for 10 days at our expense!*

GIFT! "HOW TO REDUCE" booklet tells how to take advantage of correct choice of clothes, proper use of make-up and other secrets to help you look years younger, pounds and inches slimmer, will be included with your order.

MONEY-BACK GUARANTEE WITH A 10-DAY TRIAL OFFER

If the UP-LIFT ADJUST-O-BELT isn't better than any supporter you ever had, if You don't feel more comfortable, if you don't look and feel younger, if your shape isn't 100% IMPROVED, if you are not delighted with it, return it and your money will be refunded in full. It gives the same fit and comfort you get from a made to order girdle costing 2 to 3 times the price. It washes like a dream. Style: Panty and Regular. Color: nude and white. **NO OTHER GIRDLE AT THIS PRICE CAN GIVE YOU BETTER SUPPORT,** can make you look better, feel better or appear slimmer and younger!

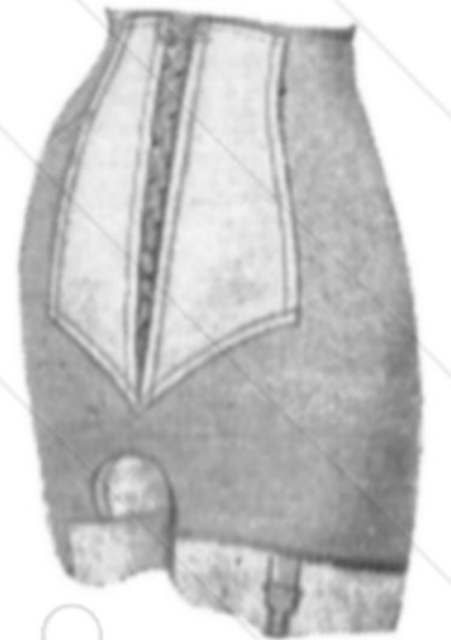
**MIRACLE PANEL
TAKES POUNDS AND INCHES
OFF YOUR APPEARANCE!**



No other girdle or supporter belt has more hold-in power! The Up-Lift Adjust-O-Belt is the newest, most comfortable girdle I ever had.

ONLY \$4.98

Regular \$6.50 Value



HERE'S WHAT IT DOES!

HERE'S WHAT IT DOES! ★ Makes Tummy Inches Smaller. ★ Lifts and Keeps in Abdomen. ★ Reduces Spreading Hipline Instantly. ★ Makes Clothes Fit Beautifully. ★ Gives More Comfort & Slimmer Lines.

GUARANTEED to DELIGHT or YOUR MONEY BACK

SEND NO MONEY

ADJUST-O-BELT CO., Dept. 450
 318 Market Street, Newark, New Jersey
 Rush your new and improved UP-LIFT ADJUST-O-BELT for \$4.98 in size and style checked.
 Regular. Panty.
 I will pay postman \$4.98 plus postage.
 I enclose \$5.00, cash, check or money order, send postage prepaid.
CHECK SIZE: Sm. (24-26); Med. (27-28);
 Lg. (29-30); XL (31-32); XXL (34-36);
 XXXL (38-40); XXXXL (42-44); 5X (46-48).
 Color: Nude; White. My height is.....
 NAME.....
 ADDRESS.....
 CITY.....ZONE....STATE.....
 I understand if not delighted with the UP-LIFT ADJUST-O-BELT I can return it in 10 days for full purchase price refund. Please print carefully. Be sure to give your size.
SENT ON APPROVAL

With The Cooks



The WORKBASKET will pay \$2 each for any recipes for your family's favorite dish published in these columns. Address them to Food Editor, The WORKBASKET, 2401 Burlington, Kansas City 16, Mo. We regret that we cannot publish every recipe and that we cannot return those not used, nor correspond about them. The decision must be left to our judges.

Hot Stuffed Eggs

- 8 hard cooked eggs
- 1/2 cup finely chopped minced ham or tuna fish
- 1/2 teaspoon prepared mustard
- 1/8 teaspoon each of pepper and salt

1 tablespoon butter

Parsley Sauce

- 2 1/2 cups milk
- 6 tablespoons flour
- 4 tablespoons butter
- 1/2 teaspoon salt
- 1/4 teaspoon pepper
- 2 tablespoons finely chopped parsley

Make a white sauce of the above, add parsley just before serving.

Cut eggs in halves, remove yolks and mash them with ham or tuna, butter

and seasoning. Refill whites and place in rack over boiling water to heat thoroughly; remove to serving plates and serve with parsley sauce.

*Mrs. Fred Coughenour
Indiana*

A Favorite Dish for Outdoor Meals

Dice one-half pound bacon in a heavy skillet, cook until done but not hard, add 1 can of cream-style corn, cook until tender; then add whole eggs one at a time, as many as you wish, stirring and cooking after each is added, then season and serve at once.

*Mrs. Fred Davidson
Oregon*

Barbecued Frankfurters

- 12 frankfurters
- 1 medium size onion
- 3 tablespoons salad oil
- 1 tablespoon sugar
- 1 teaspoon paprika
- 1 teaspoon mustard (dry or prepared)
- Salt and pepper to taste
- 1/2 cup catsup
- 1/2 cup water
- 1/4 cup vinegar
- 1 tablespoon Worcestershire sauce

Brown onion in salad oil, then add the remaining ingredients except frankfurters, simmer 15 minutes. Split frankfurters and place in shallow baking

CLUB PLAN SECRETARIES:

\$50.00 TO \$150.00 IN GIFTS FOR YOU!



Redecorate and re-equip your home without paying a cent! Choose any merchandise from huge FREE Catalog: nationally-advertised sheets, towels, mixers, toasters, furniture, rugs, lamps, slip covers—yours without one cent of cost with the easy Popular Club Plan. Just form a little Popular Club; it's easy because each friend gets a Premium! As club Secretary you receive \$50! \$150! and MORE! in gifts for your home!

EVERYTHING FREE! WRITE TODAY!

FREE full-color HUGE book-catalog with the famous brands advertised in this magazine! Full details on how to redecorate and re-equip your home without paying a penny—all ABSOLUTELY FREE! Act now! Write

POPULAR

MERCHANDISE CLUB PLAN

Dept. 24J Lynbrook, N. Y.

dish, pour sauce over them and bake in 350 degree oven for 30 minutes, baste several times.

Mrs. Earl Clark
Indiana

Picnic Meat Loaf

- 1 pound ground beef
- 1/2 pound ground ham
- 1/2 pound ground veal
- 2 eggs
- 1 cup corn flakes
- 1 large chopped onion
- 1 teaspoon salt
- 1 tablespoon chopped parsley
- 1/4 teaspoon sweet marjoram
- 1/2 cup catsup
- 1/2 teaspoon Worcestershire sauce

Mix thoroughly and form into a loaf. Place bacon strips across the top and bake in 350 degree oven for 1 hour. This is excellent served hot or cold.

Mrs. Lloyd Mac Mullan
Pennsylvania

Frozen Strawberry Supreme

- 2 cups heavy cream
- 1/2 cup sugar
- 1 teaspoon grated orange rind
- 1 1/2 cups crushed strawberries
- 3/4 teaspoon vanilla
- 1/8 teaspoon salt
- 2 eggs whites, stiffly beaten

Whip cream, add sugar, orange rind, vanilla and salt. Fold in stiffly beaten egg whites and crushed strawberries. Freeze until firm in refrigerator tray.

Mrs. Charles Boettger
Nebraska

Strawberry Puffs


- 1 1/2 cups vanilla wafer crumbs
- 2 level tablespoons sugar
- 1/4 cup melted butter
- 4 egg whites
- 1/2 cup sugar
- 2 cups sweetened strawberries
- 1/2 cup whipped cream sweetened

Combine vanilla wafer crumbs, sugar and butter. Press firmly into an 8x8x2 inch baking dish. Beat egg whites until


stiff, add sugar and continue beating until they stand in peaks. Swirl this over crumb mixture and bake in a 325° oven for 20 minutes. Cool thoroughly. The mixture shrinks as it cools. Place the 2 cups of strawberries over the baked crumb mixture, then the whipped cream. Garnish with a few whole berries on top.

Mrs. L. H. Combs
Nebraska

When not using peanut butter, screw the lid tight and turn jar upside down. The oil will soak through to the bottom of the jar and the butter will stay moist.



CLEARANCE! War priorities stopped manufacturer. Limited quantity, get yours while they last! Fancy pie pans with scalloped edges and grooves in the bottom to guide your knife to assure even pieces. Durable aluminum 9 in. wide. Heart shaped cake pans, to bake a sweetheart layer cake for birthdays, parties, etc. Aluminum 9 in. wide. **CLEARANCE OFFER, Double order of 2 pie pans and 2 cake pans for only \$1.89 plus COD and handling. FREE pie crimper-cookie cutter, cake server, cake decorator set, and extra for promptness 6 serrated knives that don't need sharpening. SEND NO MONEY.** Simply send 1c card with your name and address. Guaranteed Satisfaction or your \$1.89 back. Keep gifts regardless. Any 2 for \$1.00, first come, first served. Sterling House, Box 493, W2, Glen Ellyn, Ill.




Glide-Away Cup Rack

Slides In and Out
KEEPS CUPS from CHIPPING and BREAKING

Save cups . . . save storage space with new Glide-Away Cup Rack. Mount quickly, easily on underside of shelf with screws furnished by us. Pull out to remove cups, push in to store. Holds 12 cups. Satisfaction guaranteed. Lasts a lifetime.

Postpaid, only \$1.35

DOWNES & CO.
81-W SALEM LANE EVANSTON, ILL.



If you have questions about any aspect of gardening, whether they involve flowers, vegetables or house plants, send them to The WORKBASKET. Each month one of the nation's leading gardening experts, C. L. Quear, will answer those questions which are considered to be of the most general interest. We cannot undertake to answer individual questions by mail nor can we enter into any sort of correspondence about questions submitted. If the answer to your question doesn't appear immediately, don't be impatient. It, or a question similar to it, may be answered later. Address all questions to Flower and Garden Forum, The WORKBASKET, 24th and Burlington, Kansas City 16, Missouri. Write legibly or typewrite your questions and be sure to include your full name and address. Do not enclose money or correspondence relating to other subjects, such as subscriptions, as these letters will be handled by a special department.

I have a lovely poinsettia and would like to know how to care for it. Mrs. H. R. D., New York.

About the middle of May cut the old poinsettia plant back to within three or four inches of the ground. Repot the plant and place it, pot and all, in a sunny place out-doors. Water it regularly during the summer and bring it indoors well before any danger of frost. Given plant food, plenty of sunlight, not too much artificial light, regular watering and a uniform temperature of about 70 degrees the plant should be in bloom by Christmas.

I would like to know what care

to give our azalea plant so that it will bloom. A. I. T., Pennsylvania.

With correct care azaleas can be kept in good shape for years and should bloom each year. Place the azalea in a sunny window in a cool room with a night temperature of 40 to 45 degrees. Give it plenty of water. When the blooming period is over, keep the plant well watered in full light and when spring comes place the plant in the garden in partial shade. Water regularly until fall, then cut down on the water until the new growth is hardened somewhat and then take the plant inside. Place one ounce of sulphate of ammonia and one ounce of sulphate of iron in 2 gallons of water and water the azalea once each month with this solution. No other feed will be necessary. To maintain the soil acidity, do not apply lime, bone meal, wood ashes, or sand unless you are certain it contains no limestone.

CASH FOR YOUR SPARE TIME!

SHOW CREATIVE GREETING CARDS!

So easy to earn extra money the year 'round with our Everyday Greeting Cards! New DeLuxe 21-Card \$1 Assortment for Birthday, other events. Pays you up to 100% cash profit. Everyone you know will buy. Big variety of extra value Assortments, Gift Wraps, Stationery, Gift Items. Valuable Gifts for you, too. No experience needed. Write for samples on approval.

CREATIVE CARD CO., 2505 Cermak Rd., Dept. M20, Chicago 8, Ill.

SAMPLES On Approval

Are rose geraniums supposed to bloom? If so at what time of the year? P. T., Michigan.

Rose geraniums bloom but the flowers are, for the most part, insignificant. They are grown for their scented leaves rather than for their bloom. May or June should find a healthy plant producing some bloom.

What makes the leaves of an African Violet curl and refuse to bloom or grow? Mrs. A. E. W., Montana.

Thrips on violets cause the leaves to curl and destroy the blooms. They will even kill the plant. Spray with a 2 to 5 percent solution of D.D.T. 50% Wettable D.D.T. powder may be purchased and mixed with water at the rate of a level teaspoonful to a quart of water and used to control the thrips on violets.

My coleus and Calla lilies are covered with raised spots that have a hairy white covering. The plants turn yellow and die. What is this and what can be done to remedy it? Mrs. O. S., Illinois.

This is an insect pest called mealy bug. Coleus holds a special attraction for this pest and will become heavily infested if not watched. Almost all plants may be attacked by this pest and the indoor gardener should learn to identify it at sight. Oil emulsion sprays such as Volk will control this pest. If only one or two plants are infested the mealy bugs may be washed off with a strong stream of water from the hose or bath spray. Or a few individuals may be destroyed by touching them with a toothpick dipped in alcohol.

How do you start new plants from the fruit of the Jerusalem Cherry? Mrs. W. T. W., New York.

Remove ripened fruit, crush out the seeds and plant them at once, any time from March to May, barely covering the seeds with soil. When the plants are an inch tall, transplant each to a small pot. Keep them growing and transplant to larger pots as soon as they fill the little pots with roots. They may be kept, in pots, out-doors in a sunny location during the summer. Watering must be done regularly. By fall the new plants will be full of bloom and green fruit. The pots are then taken inside to continue blooming and ripen their fruits. An old plant may be cut back severely and treated in this same way and it will bear a crop of fruit again.

Greatest Book You've Ever Read!

THE MASTER'S GARDEN

Crammed with Ideas for Making Money, New Hobbies—Health—Happiness—Just a Few Master's Garden Gems!

1. How to earn up to \$500 in 2 months! April, May
2. How to make \$50 a day for 100 days each summer
3. How to tell the weather ahead—rain or frost
4. How to make \$50 profit on \$2 garden seed planting
5. How to make \$5,000 an acre yearly on Gladiolus
6. How to keep tomatoes firm and fresh all winter
7. How to earn \$20-30 weekly easily in spare time
8. How to grow finer strawberries the new U.S. way
9. "How" tips galore on better ways to garden
10. How to grow bushels of tomatoes from one plant
11. How to grow and sell MAGIC FLOWER PLANTS, touch 'em with finger tip—they fold like an umbrella—you'll love them. \$1 pkt. seed FREE as gift with copy of this MASTER'S GARDEN book at only \$2. Satisfaction guaranteed or money back if returned in 5 days. But you still keep seeds as a gift. "Only GOD can make a seed grow. No other book like it. GOD first in everything we think, say or do. We are nearer to GOD in a garden than any place on earth. Send \$2 before you forget—time's a wastin'".

LIGHTNING SPEED MFG. CO.

P. O. Box 115-W.B.

Streator, Illinois



Easy as A-B-C



Be Your Own MUSIC Teacher

LEARN AT HOME THIS QUICK MONEY-SAVING WAY. Simple as A-B-C. Your lessons consist of real selections, instead of tiresome exercises. You read real notes—no "numbers" or trick music. Some of our 950,000 students are band LEADERS. Everything is in print and pictures. First you are told what to do. Then a picture shows you how. Soon you are playing your favorite popular songs. Mail card for our illustrated 86 page Free Book and Print and Picture Sample. Mention your favorite instrument.

U. S. SCHOOL OF MUSIC, 2405 Brunswick Bldg., New York 10, N. Y. 53rd Successful Year.

FREE BOOKLET

A lady told me household ammonia used once a week is good for house plants. I hesitate to use it until I know more about it. Please advise. Mrs. J. T., Iowa.

Look out for the person who has his pet plant foods. It may be dish water, castor oil, household ammonia or rusty nails. Stick to standard fertilizers that have proven themselves. Planttabs, Vigoro, Sacco, Hyponex and many other fertilizers designed for house plants are all preferable to household ammonia where the addition of nitrogen is desired.

What kind of soil and what kind of fertilizer is best suited to grow philodendrons? Mrs. E. K., Pennsylvania.

The philodendron likes a very rich light soil. One-third rotted cow manure and two-thirds good garden loam with the addition of a little sand makes an excellent mixture. When and if a philodendron needs feeding use a fertilizer high in nitrogen. Fertilizers such as Vigoro, Sacco, Hyponex, etc., are all satisfactory if used sparingly and not too often.

The flowers of my peonies are becoming smaller. Should they be reset and if so when should it be done? What can I do to keep the ants away? Mrs. C. T. M., West Virginia.

Peonies should be divided and reset at least once in five years in a deeply cultivated, well-drained soil. This is best done in September. Divide the plants to about five eyes and replant with the tips of the eyes four inches deep. The ants are doing no damage. Ignore them.

The first flowers on the spikes of my gladioli would slightly show what color they should be; then the whole top of the stem would dry away. The bulbs looked nice and hardy. Can you tell me what is wrong? Mrs. V. B., Missouri.

Thrips cause the bloom to behave as you have described. Before planting dust the corms lightly with 5% D.D.T. After planting, spray or dust the plants occasionally with D.D.T. Many commercial sprays such as "Detex" contain D.D.T. Do not use fly sprays but use sprays made solely for use in spraying plant materials.

IVY NEWEST! UNUSUAL! 10 DIFFERENT 15^c EACH
OUR MOST SENSATIONAL IVY BARGAIN!

You'll be amazed at the new shapes and colors growers have developed in easy-to-grow Ivy! To acquaint you with them we are offering a selection of 10 of the best varieties ALL DIFFERENT. This selection includes famous ones like

Green Ripples, Star, Ideal, Weber's California, Needlepoint, Fan, Maple Queen, Sylvanian, Merion, Supreme, Curlilocks, etc.

Our choice from the best of these. For easy-to-grow plants, for the collector of Ivy, for lovely gifts you'll want this FANCIER'S collection. We send strong plants with sturdy root systems. 5 for \$1.00 plus 10c postage. 10 FOR \$1.50 plus 10c postage. ALL DIFFERENT. MINIMUM ORDER \$1.00. We include professional Ivy growers' tips with each order for \$1.50. THE MAHR CO., BOX 585, Dept. 10K, Des Moines, Iowa.

Reducing Specialist Says: **MOST ANY PART OF THE BODY WITH**
LOSE WEIGHT

Spot Reducer
Relaxing • Soothing Penetrating Massage

REDUCE Where It Shows Most

TAKE OFF UGLY FAT!

Don't Stay FAT—You Can LOSE POUNDS and INCHES SAFELY

without risking HEALTH

Take pounds off—keep slim and trim with Spot Reducer! Remarkable new invention which uses one of the most effective reducing methods employed by masseurs and turkish baths—**MASSAGE!** With the **SPOT REDUCER** you can now enjoy the benefits of **RELAXING, SOOTHING** massage in the privacy of your own home! Simple to use—just plug in, grasp handle and apply over most any part of the body—stomach, hips, chest, neck, thighs, arms, buttocks, etc. The relaxing,

soothing massage breaks down **FATTY TISSUES**, tones the muscles and flesh, and the increased awakened blood circulation carries away waste fat—helps you regain and keep a firmer and more **GRACEFUL FIGURE!**

Your Own Private Masseur at Home

When you use the Spot Reducer, it's almost like having your own private masseur at home. It's fun reducing this way! It not only helps you reduce and keep slim—but also aids in the relief of those types of aches and pains and tired nerves that can be helped by massage! The Spot Reducer is handsomely made of lightweight aluminum and rubber and truly a beautiful invention you will be thankful you own. **UNDERWRITERS LABORATORY APPROVED** AC 110 volts.



UNDERWRITERS LABORATORY APPROVED

TRY THE SPOT REDUCER 10 DAYS FREE IN YOUR OWN HOME!

Mail this coupon with only \$1 for your Spot Reducer on approval. Pay postman \$8.95 plus delivery—or send \$9.95 (full price) and we ship postage prepaid. Use it for ten days in your own home. Then if not delighted return Spot Reducer for full purchase price refund. Don't delay! You have nothing to lose—except ugly, embarrassing, undesirable pounds of **FAT!**

MAIL COUPON NOW!

SENT ON APPROVAL

**SPOT REDUCER CO., Dept. E-456
318 Market St., Newark, New Jersey**

Please send me the Spot Reducer for 10 days trial period. I enclose \$1, upon arrival I will pay postman only \$8.95 plus postage and handling. If not delighted I may return **SPOT REDUCER** within 10 days for prompt refund of full purchase price.

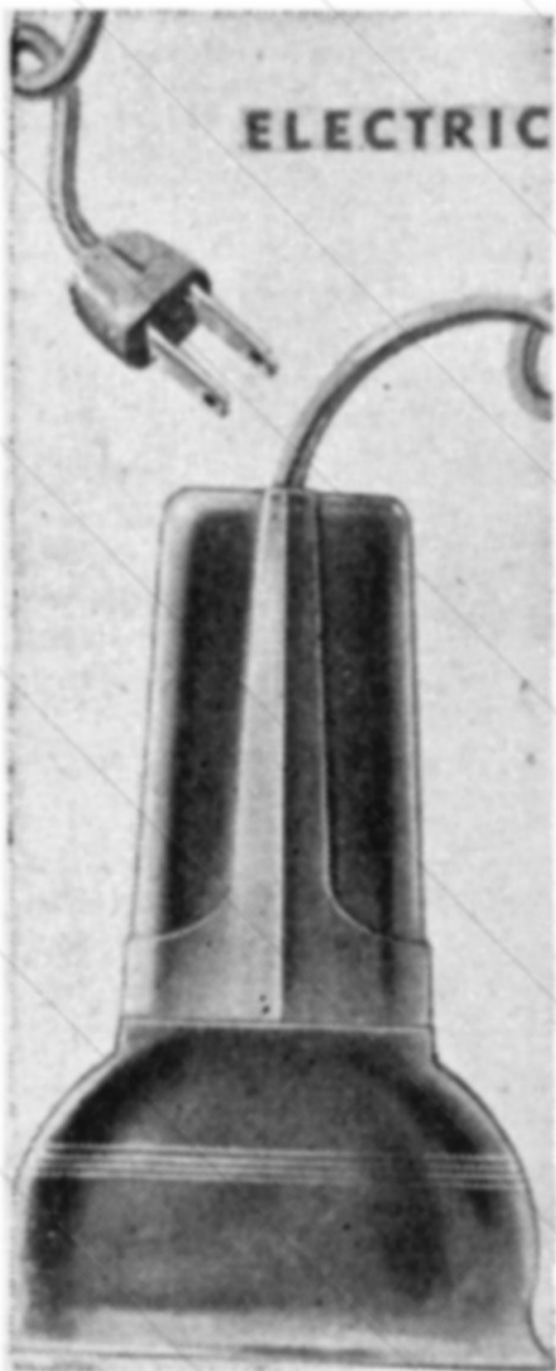
Name

Address

City State.....

SAVE POSTAGE—check here if you enclose \$9.95 with coupon. We pay all postage and handling charges. Same money back guarantee applies.

LOSE WEIGHT OR MONEY BACK



ALSO USE IT FOR ACHES AND PAINS



CAN'T SLEEP:

Relax with electric Spot Reducer. See how soothing its gentle massage can be. Helps you sleep when massage can be of benefit.




MUSCULAR ACHES:

A handy helper for transient relief of discomforts that can be aided by gentle relaxing massage.

Like a magic wand, the "Spot Reducer" obeys your every wish. Most any part of your body where it is loose and flabby, wherever you have extra weight and inches, the "Spot Reducer" can aid you in acquiring a youthful, slender and graceful figure. The beauty of this scientifically designed Reducer is that the method is so simple and easy, the results quick, sure and harmless. No exercises or strict diets. No steambaths, drugs or laxatives. Thousands have lost weight this way—in hips, abdomen, legs, arms, etc. The same method used by many stage, screen and radio personalities and leading reducing salons. The "Spot Reducer" can be used in your spare time, in the privacy of your own room. It is Underwriters Laboratory Approved! Two weeks after using the "Spot Reducer," look in the mirror and see a more glamorous, better, firmer, slimmer figure that will delight you. You have nothing to lose but weight for the "Spot Reducer" is sold on a

MONEY BACK GUARANTEE

Opportunities Knock



The charge for classified advertisements is \$1.25 a word payable in advance by check, cash or money order. All classified set solid, without display, leading, or blank space. All copy subject to publisher's approval. For clarity, please type or print your copy. Be sure that check, currency or money order accompanies copy. When figuring the number of words be sure to include name and address. For example: A. E. Smith, is three words. Send your copy in at once. Closing date for classified advertising is the first of the second month preceding publication.

AGENTS WANTED

BIG PROFITS to you, Bazaar or Club selling Snuggies, perfect sleeping bag for babies. Sells \$3. Write Bernadotte, Puente, Calif.

OKURA RENEWS floors, walls, Linoleum, autos, like new. Transparent Rubberized liquid finish. Sells every home. Costs less half-cent square foot. Amazing details free. Rubber Products Co., New Haven, Conn.

BE A Money Maker . . . Use your home as magazine headquarters. Liberal commissions. No experience—No capital needed. Everything furnished. Write for Free Catalog. McGregor Magazine Agency, Dept. 710, Mount Morris, Ill.

GET \$25.00 Worth of Plastics without cost! Write for free details of sensational new money-making plan demonstrating Plastics at parties in home. We feature lowest priced high quality Plastic Products in United States! Our Demonstrators making thousands of dollars. Write L & M Company, 510 St. Charles, St. Louis, Mo.

ART, ART SUPPLIES

READY CUT Stencils for Textile Painting, start the Season with Latest Ideas in Textile Painting for both pleasure and profit. Send 25c for Idea Packed Book showing 300 designs. Special Stencil Brush, Latest Painting Technique. Know how to get quicker, better results. Ready Cut Stencils, Box 717, Des Moines, Iowa.

STENCILS FOR Textile Painters—Now available, especially designed shaded stencils with complete pattern printed on each sheet of stencil set. Many designs to decorate towels, curtains, ties, blouses, pillowcases, etc. Send 25c in coin for sample stencil set, directions for painting and design listing. Aluminum Art Products, 225 W. 8th Street, Kansas City 6, Mo.

ARTIFICIAL FLOWERS, SUPPLIES

START A Pleasant Hobby that can become profitable. Make artificial flowers, decorative novelties for friends, relatives. Homecrafts Catalog, Business Plan 10c. Chenille Bride Doll Kit, \$1.89. Cleveland, 4507TC 75 Lorain, Cleveland 2, Ohio.

ARTIFICIAL FLOWER Material. Fibre. Paper. Leaves. Earwires. Rhinestones. Free Price List. Dali, 5801H Cermak, Cicero, Ill.

BEADS

BEADS: All kinds. Send stamp for New Necklace designs. Imperial Bead Co., W1905 Marmion Ave., New York 60, N. Y.

BUSINESS OPPORTUNITIES

FABULOUS EARNINGS — Fascinating pastime. Growing Genuine, living miniature (Ming) Trees. New sensational Business or Hobby. Astounding information Free. Dwarf Gardens, Box 355G, Briggs Station, Los Angeles 48, Calif.

MANUFACTURE YOURSELF; Cleaners, Polishes, Cosmetics. Catalog Free. Kempico, Parkridge, Ill.

BIG PROFITS. Make fast-seller chenille holiday flowers; monkey trees, dolls. Literature free. Velva, Bohemia 27, N. Y.

MAKE MONEY making new greaseless doughnuts at home with electric machine. Wholesale to grocers, drug stores, cafes, hamburger shops. Send for free recipes and plans. Arthur Ray Company, 3605 South 15th Ave., Minneapolis 7, Minn.

CACTI

FREE CACTI . . . Three Different Rare Flowering Cacti, including beautiful Mexican Golden Ball. Send 25c mailing charges, Aunt Pat, Edinburg, Texas.

CONTESTS

WIN CONTEST Money. General Contest Bulletin gives hundreds of tips. Lists current contests and rules. Sample 25c. General Contests, 1609 East 5th, Dept. 112, Duluth, Minn.

DOLLS

HAND DRESSED bride dolls. 7½" Movable eyes. Nylon or Lace Gowns. Bridesmaids, all colors, \$2.50. K. T. Dolls, 330 W. 3rd St., Hazleton, Pa.

DRESDEN CRAFT

DRESDENCRAFT SUPPLIES! Figurines, Paints, Brushes, instruction books. Lowest prices. Photo-illustrated catalog only 10c postpaid. Klosterman's, 954F Arcade, St. Paul, Minnesota.

AMERICAN DRESDENCRAFT Headquarters! Send 25c for illustrated catalogue of figurines and supplies. Bonnie Belle Gift Shop, Dept. W, Minneapolis 2, Minn.

EARTHWORMS

\$200 MONTHLY. Raising Earthworms, Backyard. Booklet 25c. Marvin Dickman-1, Willow Springs, Mo.

FASHION DESIGNING

DESIGN SMART Fashions for yourself or others. Fascinating, profitable field. Learn at home in spare time. Practical basic training. Sound "learn-by-doing" method. Write for free booklet. National School of Dress Design, 835 Diversey Parkway, Dept. 1195, Chicago 14, Ill.

FIGURINES

IT'S INTERESTING and Easy to make your own figurine molds. Latex Compound \$2.30 pint Postpaid. Instructions. Nancy's, 1701 Dodson, Fort Smith, Ark.

JENSEN'S FIGURINES, 512-514-516 Cedar Ave., Minneapolis, Minn. Send 50c for large photo illustrated catalog containing complete painting instructions.

FLOWERS, PLANTS

TEN CHRYSANTHEMUM Plants, gorgeous colors, unlabeled, One Dollar postpaid. Dunn Nursery, Benton Harbor, Mich.

HOBBIES

LEATHERCRAFT, COPPER Tooling, Textile Painting. Free illustrated catalog shows everything you need. Kit Kraft, 7377-A Melrose, Hollywood 46, Calif.

LEATHERCRAFT FOR Pleasure or Profit. Make easy-to-assemble purses, belts, gloves, woolskin toys, 100 other items for gifts or to sell. Send 10c today for big catalog. Largest Leathercraft stock in U. S. J. C. Larson Co., 820 S. Tripp, Dept. 794, Chicago 24.

INSTRUCTION

OIL COLORING photographs can be a fascinating hobby or profitable sideline for those with artistic talent. Learn at home. Easy simplified method. Send for free booklet. National Photo Coloring School, 835 Diversey Pkwy., Dept. 1194, Chicago 14, Ill.

JEWELRY & FINDINGS

RHINESTONES, JEWELRY settings, cameos, sequins, beads. Catalog Free. J & M Novelties, Dept. CE-2, Griffith, Ind.

GOLD PLATED Jewelry supplies. Rhinestones, Pearls. Illustrated catalog, only 10c. Barry's, 47-J Branford Place, Newark 2, N.J.

LEATHERCRAFT

MAKE BIG Profits with Hand Laced Leather Goods. Free Ester Leathercraft Catalog illustrates, lists 34 unfinished items in leather, completely sewn, punched, ready for colorful hand lacing. Buy wholesale. Excellent profit margin on Belts, Billfolds, Purses, Coin, Key Cases, etc. Ester Leather Company, Dept B, 145 St. Paul Street, Rochester 4, N. Y.

MISCELLANEOUS

TO FOSTER Good Will, Free Instruction course by mail in the Catholic Religion. No obligation. Address: Catholic Information Society, 217 West 31st St., New York 1.

JOIN OUR club and receive postpaid a set of new, different salt and peppers each month. Each pair worth One Dollar or more. Send Ten Dollars for year's membership or Five Dollars for five month trial. Gift Center, 7004 Diversey, Chicago 35, Ill.

INDIAN BEADWORK, Buckskin, Beads, Feathers, Moccasins, Wigs, Supplies; buying direct from Indians; prices reasonable; free list. Pawnee Bill's Indian Trading Post, Box 35-W, Pawnee, Okla.

MUSIC, MUSICAL INSTRUMENTS

SWISS MUSICAL Movements \$1.00. Catalogue 10c. Bell Music, 1610 First Avenue, New York 28.

NURSES TRAINING SCHOOLS

MAKE UP to \$30-\$40 Week as a Trained Practical Nurse! Learn quickly at home. Booklet free. Chicago School of Nursing, Dept. M-4, Chicago.

OF INTEREST TO WOMEN

HANDWORKERS: Sell to Shops. Send for free trial list. F. Schramm, 3118 N. Sawyer, Chicago 18, Ill.

HOME WORK Money For You—In spare time making dolls that sell on sight. \$1.75 brings you sample Doll, Pattern and Instructions postpaid. Details Free. Kate Hafer, Dept. W, Nevada City, Calif.

SELF-THREADING Sewing Machine Needles: Slide thread over needle shank—it's threaded! Easy, no eye strain. 2 for \$1.00 postpaid, No C.O.D's. Button Shop, 725 Eleventh Street, Northwest, Washington, D.C.

MAKE MONEY Sewing At Home. Part or full time. We instruct. Write Jud San Products, 11714 Chesterfield Ave., Dept. W, Cleveland, Ohio.

SPIN ANGORA wool into yarn at home. House of Angora, WB, Springfield, Ill.

OLD GOLD & JEWELRY WANTED

HIGHEST CASH prices paid for used or broken watches. Also jewelry, spectacles, gold teeth, diamonds, silver Mail articles or write for Free shipping container. Lowe's, 1 Holland Bldg., St. Louis 1, Mo.

HIGHEST CASH Paid For Old, Broken Jewelry, Gold Teeth, Watches, Silverware, Diamonds, Spectacles. Free Information. Satisfaction Guaranteed. Government Licensed. Rose Smelting Company, 29-WB East Madison, Chicago.

PHOTOS, COLORING, FINISHING

OIL COLORING photographs can be a fascinating hobby or profitable sideline for those with artistic talent. Learn at home. Easy simplified method. Send for free booklet. National Photo Coloring School, 835 Diversey Parkway, Dept. 1193, Chicago 14, Ill.

STAMP COLLECTING

FREE! BIG UNITED STATES Catalog! Invaluable guide and check list. Hundreds of illustrations. Harris & Co., Boston 17-F, Mass.

Glamorize That Old Trunk

Katherine Van Fleet


Whatever became of that old-time trunk you used to have? Still in the attic? Why not restore it to usefulness and beauty? All it needs is a face-lifting, and you can do it yourself.

About seventy years ago, my mother's quaint little trunk carried her frills and feathers, bows and buckles to boarding school, and later her trousseau on her wedding trip, but as the years passed the old trunk was discarded for a modern version. It was put out of sight, and sentiment alone saved it, until one day not long ago.

Strolling down the avenue, a charming painted chest in an art shop window caught my eye. Interested, I stepped in to examine it more closely. It was a rejuvenated old trunk painted, decorated and antiqued, the interior made lovely with quilted, glazed chintz. I was told it was a hope chest, and the price—\$75! It was about two and a half feet long, less than two feet high, perhaps twenty inches wide. I recalled our old trunk hidden away, practically the same size and vintage. Not in need of a hope chest, I could use to good advantage more storage space in my bedroom, and how nice to have an attractive chest to add color and interest.

I lost no time in bringing forth the old trunk to sunlight and the back yard where a thorough scrubbing took place, as well as an appraisal of the good and bad features of my project. Enthusiasm grew as I noted various details that had escaped my memory. The convex lid, as well as the body of the trunk, was covered with brown cowhide reinforced at both ends and corners with wide black metal strips. The latter

were edged in small scallops, and held fast with rounded brass nails, while decorative brass fittings further secured the wooden bands and the corners. I was happy to find that basically the trunk was pretty sound, although the lid hung uncertainly, due to the loss of a hinge or two; a strap-handle was missing from one end, and one of the brass fittings was gone.



At the hardware store I found the needed hinges, and without too much difficulty fastened the lid securely in place. At the shoe repair shop, I had a strap cut to replace the missing one. My small training in metalcraft aided me in supplying the lost brass fitting. I happened to have a piece of sheet brass of about the right gauge. On this I transferred the design which I copied, then cut out the pattern with tinner's shears, filed the edges smooth, raised the design from the reverse side to give it depth, drilled holes for the nails and then fastened it to the trunk. After these minor repairs which anyone with a little patience could do—or easily have done by a handy-man—the trunk took on new life and stability.

Meanwhile, my plan of decoration was forming. Keeping in mind my bed-

room colors of peach, green-blues and maple antiques, I decided to refinish the cowhide with a lighter shade, a mellow tan to harmonize with the maple. A special paint for leather, to be found at any good hardware store, preceded by a filler coat, really transformed the worn cowhide giving it the look and feel of soft, fine leather. The wooden bands were next painted a warm brown, a little darker than the cowhide.

So far, so good—but what to do with the metal strips, so dark and discolored? All at once, the beauty of weathered copper flashed across my mind. That was it! The verdigris of the copper would pick up the blue-greens of my bedroom, and the brass nail heads would contrast beautifully with the verdigris. I'll admit, though, I did a lot of experimenting before arriving at the desired effect. I bought a pint of flat-finish, Wedgwood blue enamel, a tube of green oil paint, and proceeded to mix the green with the blue, using small amounts at a time until a soft green-blue resulted. This I rubbed into the metal with an old piece of silk. Next, I took some ivory paint which I had on hand, added enough burnt umber to give it a brownish tint, and wiped this across the metal in places to give the suggestion of copper underneath. The result was finally surprisingly satisfactory, and the brass trimmings set off the blue-greens and coppery tones, as I had hoped.

The exterior was finished—and now for the interior. The papered covering was discolored and worn off in spots, so again I seized the paint brush and applied the blue-green enamel once more. This was satisfactory for the underside of the lid, but the lower part of the trunk needed some padding for safeguarding nice blankets, etc., so I found a good-sized remnant of quilted

taffeta, luckily at quite a bargain and also in a shade to harmonize with the peach paper of the room. This I made into a removable lining by measuring the side walls and bottom of the trunk, cutting the material to size and stitching it together, forming an open box. This finished, I fastened the lining to the inside of the trunk with brass thumb tacks.

I really had a wonderful time glamorizing the old trunk, and its restored usefulness is a satisfaction; but I had no idea it would become such a conversation piece with my friends, many of whom are now planning to restore an old trunk of their own, and have asked my help on how to do it.

DIRECT FROM MILL TO YOU

NOW WITH NYLON Crochet

1250 Yds. NYLON CROCHET #30

Your precious hand crochets last forever when you use LUSTRA DUPONT NYLON. 100% STRONGER than COTTON . . . MORE LUSTRE than finest imported cotton—lustre never washes out — washes and dries as easily as Nylon hose—no stretching or starching necessary. Try LUSTRA NYLON once — You'll never use cotton again.

Now also available in Sizes 20, 10, 5 & 3 (Proportionate Yardages).

only \$1.96 for \$3.89

USE WITH ANY INSTRUCTION BOOK. 13 BEAUTIFUL COLORS . . . White, Ecu, Dark Ecu, Pink, Yellow, Blue, Black, Green, American Beauty, Scarlet, Brown, Navy and Grey.

FREE...For Prompt Action — Original Lovely Crochet Patterns sent with order — Yours whether or not you keep Giant Spool.

GIANT SPOOL

ECONOMY SIZE FULL FIFTH OF A POUND

SEND NO MONEY

Send Name and Address. SPECIFY SIZE AND COLOR. Giant Spool shipped C.O.D. \$1.96 (2 for \$3.89) plus C.O.D. postage or SEND MONEY—WE PAY POSTAGE. If not 100% delighted, return Giant Spool and get your money back—Fair enough? But order TODAY.

LEEWARD MILLS, Dept. 463
173 West Madison Street Chicago 2, Ill.

MATERNITY DRESSES **WRITE FOR FREE CATALOG**

Shop by mail and save! Exclusive maternity style house offers fashions by top designers, \$2.95 to \$22.50. Morning, afternoon & sports wear; maternity suits, corsets & lingerie. (Catalog mailed in plain envelope.)

ADVANCE STYLES **CRAWFORD'S**
DEPT. 39, 729 BALT. AVE.
Kansas City 6, Mo.

RUG BRAIDER SET
Make a beautiful reversible Braided Rug in a few hours from old clothes, blankets, etc. NO PINNING, SEWING OR PRESSING necessary. Set of 3 metal braiders, lacer and instructions included.

NOW! BOTH \$100

HOOKED RUG MAKER
Make a lovely Hooked Rug to add new charm and color to your home. Rug Pattern Catalog and complete instructions included. Sent postpaid or C. O. D. plus postage. Money Back Guarantee. Take advantage of this Bargain Offer TODAY!

REDDEN SALES 8754 Indiana Ave.
Dept. WB-20 Chicago 19, Ill.

WHAT EVERY HEARING AID USER SHOULD KNOW!

“CAN I GET a hearing aid without anything in the ear?—without any attachment to the head?—that doesn't need batteries?—without a cord? Can I get an aid I can wear so that NO ONE will know I am hard of hearing?”

A new FREE booklet, “What Every Hearing Aid User Should Know”, by the author of a 700-page text on hearing instruments, gives you the FACTS. It tells the truth about hearing aids and will save you many hard earned dollars.

DON'T BUY UNTIL YOU READ IT!—until you know what every hearing aid user *should* know.

Just put your name and address on a penny postcard and send it to L. A. Watson, Room 40, 21 North Third Street, Minneapolis 1, Minnesota. Your copy of this valuable booklet will come to you FREE in a PLAIN WRAPPER by return mail.

Junior Rembrandt

This month's little boy is very busy painting the scenery. He adds another block to the series to embroider, stencil, applique, or hand paint as desired.

Place each doll on nine to twelve-inch white or pastel blocks; twelve or eighteen such blocks can be alternated with plain blocks to make a quilt of desired size. Trace on paper for the children to color.

For hand painting, trace the doll lightly on material, outline in colors of textile paint, using a pointed water color brush. Dry brush technique will give a fine shaded effect. A water color brush is best when dry brushing small areas, but a small stencil brush is suggested for the larger spaces. To dry brush, dip the tip of brush in paint and brush across a blotter or cloth until excess paint is removed, then apply paint to the design by brushing away from edge or that portion which should be darker. If you prefer, hold a blotter or piece of paper at edge of design and brush in toward design—this method is very good when a stencil brush is used.

Suggested color scheme: Beret, smock, stockings, eyes, stream in picture—blue; pants, freckles, brush, shoes, easel stand, tree trunk—brown; hair—yellow; lips, bow—red; collar—white; grass—green; flowers—assorted pastel shades; skin—flesh tones or outline in black.

Lightly starch your rag rugs in laundering them to give them more body, and help them stay clean longer.

String fresh cranberries on fairly strong string or cord for Christmas tree decoration. One pound of cranberries makes about 8 yards after they are strung.



Junior Rembrandt

Basic Hand Stitches

Running Stitch (Fig. 1)—To make this stitch, push point of needle in and out of fabric until you have several stitches on the needle. Hold fabric taut with left hand, pull the needle through. Practice until you make fine even stitches.

Back Stitch (Fig. 2)—Make one running stitch, then take a stitch back to the beginning of the first stitch, thus overlapping each running stitch. Resembles machine stitching and is used to strengthen a seam made by hand.

Overcasting (Fig. 3)—This is the

sewing over and over of edges to prevent raveling and fraying. Work from right to left and make stitches about $\frac{1}{8}$ inch deep and $\frac{1}{4}$ inch apart.

Basting—Basting is quite important in successful sewing. This is used to hold fabric temporarily in place, until permanently stitched. There are four types of basting: hand basting, machine basting, pin basting and basting edges with an iron.

Hand basting (Fig. 6) is made by making longer running stitches. A glazed or waxed thread that will not snarl is best, since usually a long length is used.


Machine basting (Fig. 5) is quite popular now, since the stitch on most of the new sewing machines is so easy to regulate. Simply lengthen stitch

(Continued on Page 41)

THE "RIGHT" THREAD

Where You Want It.

Thread visible right at finger tips with "TIDEE MAID." Need no scissors; steel blades "snip" thread. Colors seen thru clear plastic "TIDEE MAID." Order direct. Send \$1.50. Guaranteed. C. W. MEYERS, 325 N. Murtland Av., Dept. 1T5, Pittsburgh 8, Pa.



Baby Necktie Quilt

Pieced blocks alternated with quilted blocks of the same design make a most attractive quilt. To make a quilt about 76½x99 inches you will need 1,497 blocks; 748 plain and 749 pieced. Each block measures about 2¼ inches. Sew alternate blocks 34 across and 44 up and down. If a 3 inch border is added all around as shown in the sketch, the finished quilt will be about 82½ x 105 inches. Plain blocks can be quilted with bow tie pattern given and unfinished corners quilted with straight line as shown in the sketch. Quilt around seams.

The approximate material requirements are: 8½ yards white or plain color, 5 yards print. This does not include material for the border. Each three-inch strip requires about $\frac{3}{4}$ yard.

700 NEW BUTTONS

Beautiful HIGH QUALITY buttons, ideal for dresses, shirts, blouses, etc. All colors, designs and sizes, including dozens of deluxe matching "sets." TREMENDOUS BARGAIN! "Left overs" from America's expensive garment manufacturers. DON'T SEND MONEY—pay postman \$1.00 plus COD postage upon arrival, or send \$1 and we ship prepaid. Satisfaction guaranteed.

GRANDMA GOODWIN, Girard G51B, Illinois


ONLY
\$1.00

HEMSTITCHER



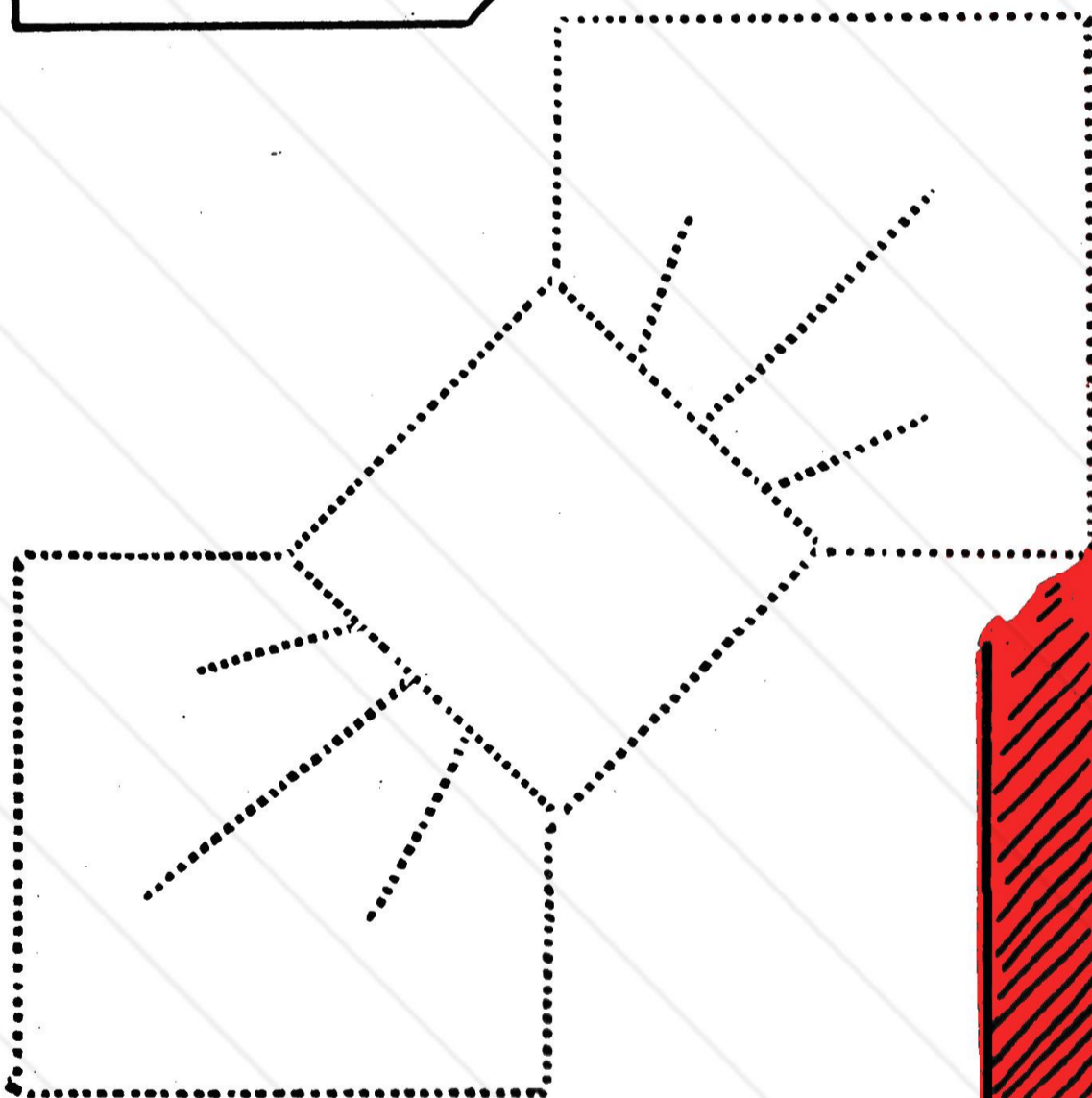

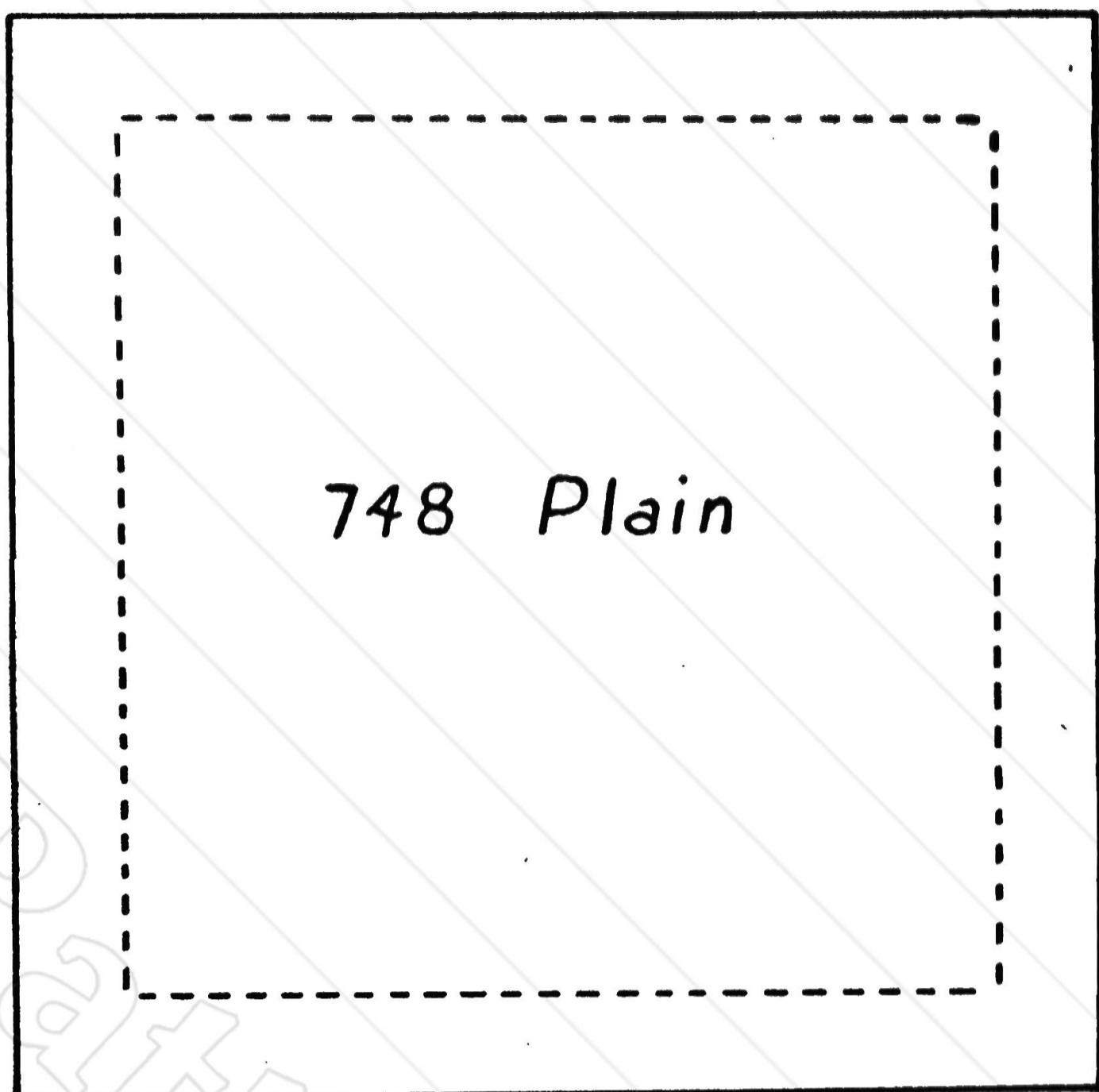

Hemstitch on any sewing machine with this handy attachment. Does two piece, criss-cross, inlaid, circular and hemstitching for pleats; also tucking, smocking and picoting. Makes rugs, comforters, slippers, etc. out of any material. Easy directions included.

BUTTON HOLER




Makes button holes on your sewing machine instead of by hand. Also darns stockings, sews buttons, zippers; and can be used for quilting. Sews in any direction—front, back or sideways. SEND NO MONEY—Merely send your name, address and pay postman \$1.00 plus postage on arrival. Or, send \$1.00 with order, and we mail

attachments postage paid. You risk nothing. Satisfaction guaranteed or \$1.00 back
LELANE CO., Dept. W-51, Box 571, Kansas City 10, Mo.




Quilting Pattern




Baby Necktie Quilt

TEENER'S PATTERNS

4788—It's sleeveless — and that means fashion and easy sewing! Half-circle skirt and buttons from shoulder to hem. Opens flat to iron. Teen sizes 10, 12, 14, 16. Size 12 takes 3¼ yards 35-inch fabric.



4652



4652—Fashion duo—full skirt sundress with smart snug belted jacket. Make jacket of matching or contrasting fabric. Comes in sizes 11, 13, 15, 17. Size 13 ensemble takes 3⅞ yards 35-inch fabric.

4930—Perfect dress for Graduation and parties! Easy to sew! Has eye-catching lines and eyelet trim. Sizes 11, 13, 15, 17. Size 13 takes 3⅞ yards 35-inch fabric.

Send **THIRTY CENTS** (in coins) for each pattern to:
The WORKBASKET Pattern Service
Box 6710 Chicago 80, Illinois

TWENTY CENTS more for the new Pattern Book with a free pattern printed in the book.

achieve as nearly as possible an invisible stitch on the right side. These stitches may be made close together for greater strength or spaced farther apart.

Slip Stitch (Fig. 9)—A kind of hemming stitch. The stitches on both right

NEW THREAD-O-MATIC!

Save your eyes, with this automatic needle threader. Simply insert needle head at top, push button and it's threaded like magic. Holds needles, Spool thread, and thread cutter. Gift packed. Complete with instructions. Good Housekeeping Guaranteed. Only \$2.95 postpaid. Send for Free folder on other sewing items, new Sewing Susan \$1.25.



BOGIE, 1931 E. 71st Dept. WB-5 Chicago, Ill.



Ribbons

For Hair Bows and Accessories; to glamorize Dresses, Hats, Lingerie; to decorate Lampshades, Gift Packages and so many other uses. Riot of colors. Gorgeous variety, Satins, Moires, Plaid, Gift-tie, etc. All new, 1 to 5-yd. lengths. 1/4" to 3" wide.

50 yds. \$1
150 yds. \$2
300 yds. \$3

Ten assorted colors, 9 feet on each card. Slight irregulars of 1/2" rayon binding sold in stores for 10c a card. **30 cards \$1**

Exquisite variety of top quality Lace, Eyelet Embroidery, and Trimmings. 2-yd. lengths, 1/2" to 2" wide. Guaranteed \$3 value or your money back. **20 yds. \$1**

Sent Postpaid or C.O.D. Plus Postage. Money back if not delighted.

WOTRING COMPANY

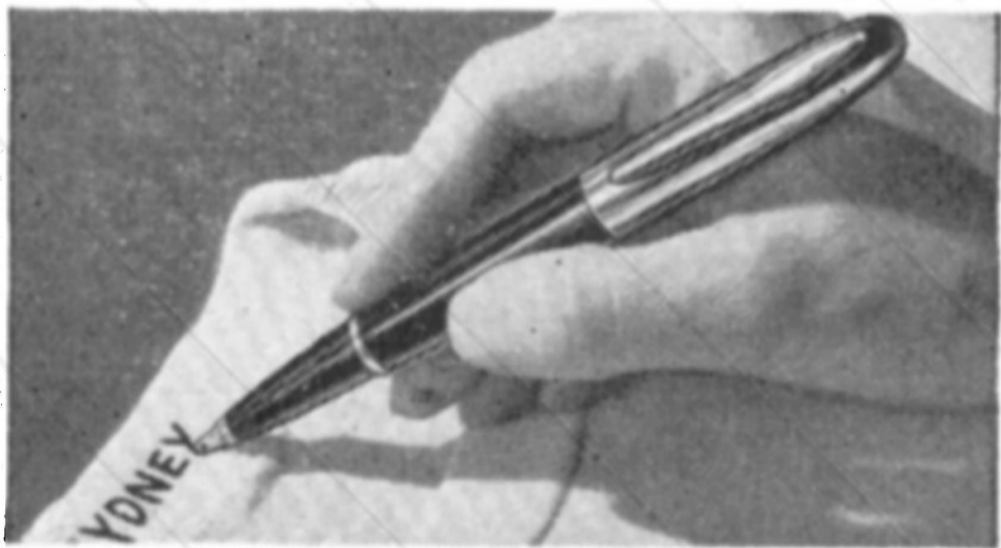
Dept. 194 Catasauqua, Pa.

BARGAIN BOXES

SEAM BINDING

Lace

MAKE UP YOUR ORDER TODAY



CLOTHES MARKER

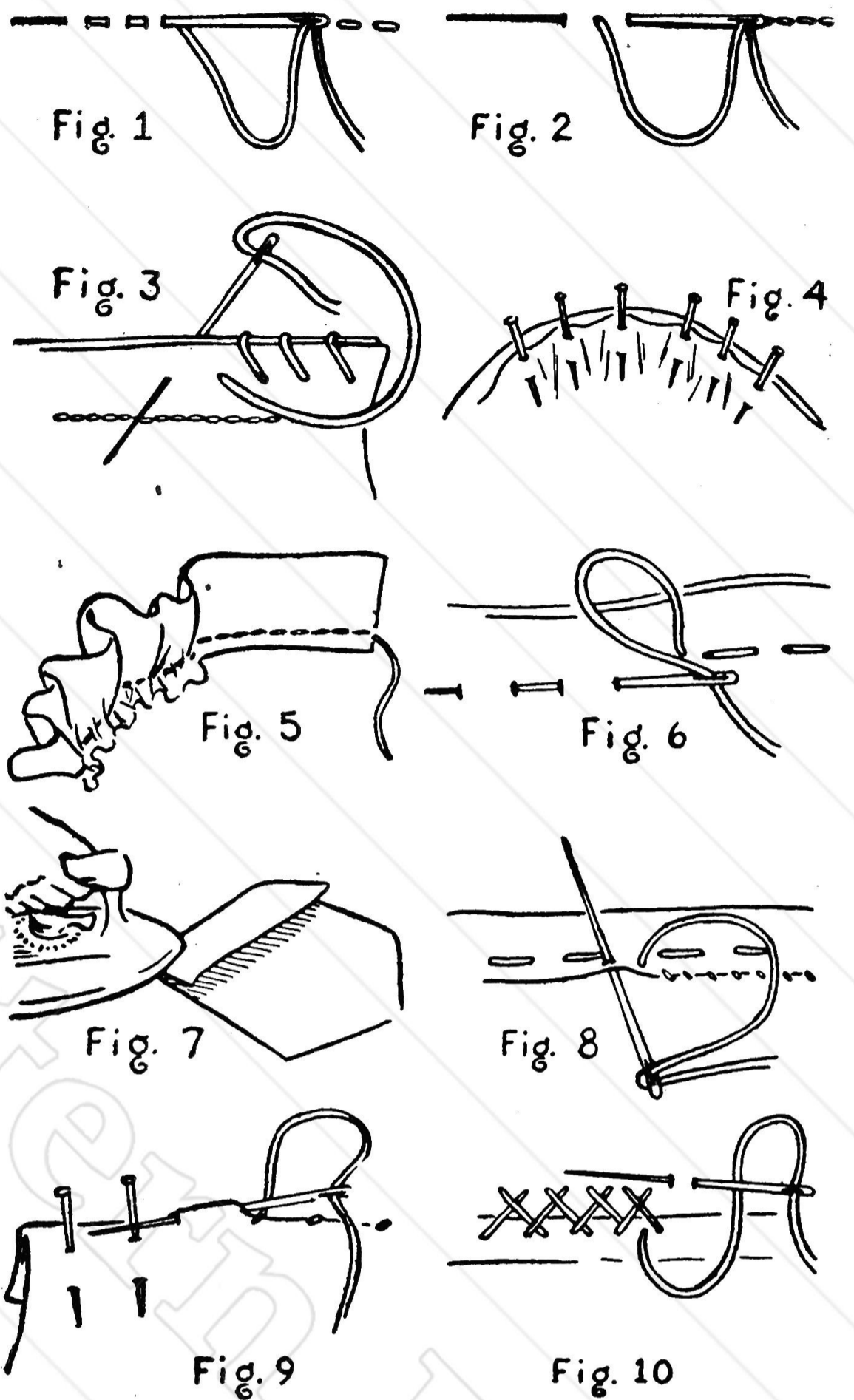
Easy to write or print with NEW Cartridge Marker. No messy filling—definitely not an ordinary pen. Cartridge contains secret formula fast-color ink. Personalize garments, laundry, etc.; prevent mix-ups and losses. Quickly identify double from single sheets; date-mark linens to check wearing qualities. Can be used on wool, cotton, rayon, leather, etc. Won't blot, smudge, bleed or feather. LABORATORY TESTED . . . resists repeated laundering, cleaning, sun and wear. Eliminates tedious sewing or ironing of tapes.

Complete with extra Cartridge
 Additional Cartridges 3 for \$1.00.

\$1.50

Satisfaction Guaranteed. No C.O.D.'s please

ELRON, 156 W. Chicago Ave., Dept. CM-191, Chicago 10




and wrong sides should be practically invisible. Take a small stitch in the garment, run the point of needle in the fold of hem about a quarter inch, pull out needle, take another small stitch in fabric and continue as before. Hems are sometimes slip stitched and linings are fastened to inside of coats in this manner.

Catch Stitch (Fig. 10)—This is used for a flat finish next to fabric, such as seam binding on a hem. Hold open hem edge away from you, work from left to right. Take a stitch in the hem, then a tiny stitch to the right just beyond edge of hem with the point of needle to the left. This makes diagonal lines that cross each other.


To make zippers work easier, try rubbing with wax.



9323
SIZES
34-50



4689
SIZES
12-20; 40



THREE FOR SUMMER

V 4823
SIZES
12-20

9323—Slenderizing frock with gored skirt and crisp revers. Sizes 34-50. Size 36 takes 4 yards; $\frac{5}{8}$ yard contrast 35-inch material.

4689—Comfortable wrap-on for warm summer days. Sizes 12-20; 40. Size 16 uses $3\frac{3}{4}$ yards 35-inch fabric.

V4823—So simple to sew—skirt and bodice each only one piece. Sizes 12-20. Size 16 dress $3\frac{1}{4}$ yards 35-inch.

All Patterns **THIRTY CENTS** each, except **V4823** which is **TWENTY-FIVE CENTS**


Send orders (in coins) to:

The WORKBASKET Pattern Service

P. O. Box 6710

Chicago 80, Illinois

TWENTY CENTS more for the new Pattern Book with a free pattern printed in the book.



THE HERB GROWER'S COMPLETE KIT

Rosella F. Mathieu

(89 pages; Rosella F. Mathieu, *Fragrant Herb Farm*, Silverton 13, Ohio; \$3.00 for book plus kit, \$2.00 for book alone)

Rosella Mathieu has embraced the herbalist cult with the enthusiasm of a crusader. She explains this enthusiasm by saying in her introduction that "those who grow herbs as a hobby enjoy them so greatly that they are like religious zealots who strive to bring all likely prospects into the fold." Because she feels so strongly, from her own experience, that herbs are an integral element of good living and good eating, and because, when she was herself a beginner in the herb field, so many questions arose to which she could find no ready answers, she has produced a book and kit for which housewives everywhere should be thoroughly grateful.

The kit consists of five packages of seeds, several packages of dried herbs for cooking, and assorted pamphlets, among which is the fascinating *Herbalist Almanac*. Mrs. Mathieu's book, "The Herb Grower's Complete Guide," consists of eighty-nine fat pages containing practically every type of infor-

mation of importance to anyone interested in herbs. She tells her readers: "What I tried to do was to think back over my years of growing and selling herbs, to realize what concrete facts my customers and I wanted to know and could not find out easily, then to see that you either got that information right here, or to give you the sources that will help you find the answers." Careful study of her book will demonstrate readily to those readers how completely successful she has been in the execution of her avowed aims.

A papyrus found in an Egyptian tomb shows that herbs were being used by man as much as 3500 years ago. There are frequent references in the Bible to such herbs as Cumin, dill, and mint which were valued so highly that they were used in the payment of tithes. Mrs. Mathieu devotes several interesting pages to the history of herbs and to their importance as crude drugs before the time of physicians. Then she settles down to a detailed discussion of each herb used widely today, explaining its function, telling what dishes it benefits most and giving clear instructions on how to grow it.

In her opinion, the three most important herbs are basil, marjoram, and

thyme. Practically any tomato dish is improved by a pinch of basil. It is also good in salads, egg dishes, stews, and with left-overs. Mrs. Mathieu says, too, that some people still believe that basil plants will drive flies out of the kitchen. However, she herself relies on DDT. Marjoram does wonderful things for roast lamb as well as for almost any meat, and thyme can be used with profit in very nearly any dish one wishes to concoct. The pages of tempting recipes the author has included prove the truth of her contentions.

Herbs, of course, do not limit their usefulness to the kitchen. They make delightful sachets, may be used as moth repellents, to dispel cooking odors, in hair rinses, and in many other ways, all of which Mrs. Mathieu discusses. She also includes pages on the commercial growing of herbs, as well as a complete list of sources to which one may turn to have questions answered, and she gives a list of the places where herb seed and plants may be procured. Her book is a well planned and delightfully executed manual that should do much to stimulate interest in the growing of herbs and that will be of great value to those whose interest has been aroused.

BABY'S MOTHER GOOSE LET'S SEE THE ABC

Pictures by Charlotte Steiner

(Peggy Cloth-Books, Inc., New York City,
N. Y.; \$1.25 each)

Using fine quality muslin and guaranteed harmless and fast dyes, Peggy Cloth-Books Inc., is publishing books for babies that should be a delight to child and mother alike. In the first place they are well made and durable, proof against the depredations of the most determined young destroyer. In

the second place they are done in gay colors that are bound to appeal to the infant eye, and, in the third place, after they have served their usefulness as books they may be cut up and used as decorations.

The publishers suggest that the designs be applied on such items as towels, wash cloths, dresses, aprons, and bibs. They themselves have had made an enchanting bib out of soft toweling on which the Mary and her little lamb, from the Mother Goose book, is appliqued. An alphabet quilt may be made by cutting up the ABC book. The publishers also suggest that the designs be used to brighten a nursery by sewing them on such things as curtains, dresser scarfs and bedspreads, and they say that bookstore owners have bought unpainted furniture and shellacked cut-out pictures onto tables and chair backs for their children's corner. The pictures may also be fastened on walls and on lamp shades.

The "Let's See the ABC" book illustrates the alphabet in a manner that should produce chortles from every baby who sees it. The elephant illustrating the E, is a particularly fine fellow, sporting a red and yellow hat, and the giraffe with red spots who is leaning over to smell a blue flower is irresistible. The kitten peering into a jar and the lion crouched and glaring at a tiny mouse are very good too, as are the deadly serious owl and the rather annoyed looking zebra.

Charlotte Steiner, who did the pic-

HOT WATER QUICK!

New Portable Pocket-Size Water Heater
Place in water; plug in socket... turn on switch!
Hot Water! Thousands use for bathing, washing
clothes, dishes, cream separators, pails, shaving,
etc. Heats small quantities very quick! Heating
speed of large quantities depends on quantity.
Read directions before using, follow. Regular
price \$2.95. However if you'll tell your friends
about BOIL-QWIK to advertise it for us, we
will let you now have one for only \$1.98 plus tax.
SEND NO MONEY Just name and address.
Federal Tax, C.O.D. postal charges. Satisfaction
is guaranteed or return within 10 days for refund.
BOIL-QWIK, 333 N. Michigan Ave., Dept. E-43,



**AGENTS
DISTRIBUTORS**
Write. **REGULAR
PRICE \$2.95—
LIMITED \$1.98**
TIME only 1
CHICAGO 1, ILL.

tures for "Baby's Mother Goose," is one of the better known and most successful illustrators of children's books. She has chosen ten of the more popular nursery rhymes to depict and does them with consummate skill and charm. Little Johnny waiting in his bright red raincoat for the rain to go away is the most vivid character she has created but the baker's man busy making cup cakes is equally engaging. Probably the picture the baby will love

most, though, is the one of the five little pigs. The pig going to market with a flowered bonnet perched on her head and a basket on her arm, and the one staying at home wearing a smoking jacket and puffing at a pipe, are examples of art for infants at its best.

Restore luster to glass by rubbing with cut lemon or soaking with lemon juice and water.

Dressed Up Mirrors

Of the various home craft activities I have undertaken, I know of none that provides more fun and profit for young and old, than that of making fancy wall-mirrors.

The work goes quickly, one need not be a skilled artist, and the possibilities for originality are numerous. There is no risk of spoiling any materials, and the results are always attractive.

The mirrors can be purchased at the variety stores for about 29 cents each. Choose mirrors that do not have

a metal edge, in round or square shapes, with either felt or cork backing on the glass. Get a few rolls of shirred or pleated plastic edging (about 1¼ inch wide), such as is used for shelf trimming, in bright colors—red, blue or green.

Then get several packages of commercial decals, to use in trimming the face of the glass.

Place the mirror face down on your work table and press the seamed edge of the ruffling into place around the edge of the mirror, fastening it wherever necessary with a thumb tack of color matching the trim. Then turn the mirror face up and place the decals at regularly spaced intervals around the glass so as not to interfere with central vision. My favorite patterns are flowers. However, if you are designing a mirror for bathroom use a swan or fish picture. If you have in mind a mirror to be used in the kitchen, choose some tiny teacup or teapot designs for your decoration.

I usually sell my finished mirrors for \$1.25, and find a ready market for them as gifts as well as for customers' personal use.

Ruth Schlafman

MAKE YOUR OWN GLOVES



NO EXPERIENCE NECESSARY

Finest Table-Cut Gloves
Boulton Thumb. Sizes 5¾ to 8.

DOESKIN—White & Natural.....\$2.25
CAPE or SUEDE—Black, brown,

navy..... 2.25

PIGSKIN—Black, brown,
white, navy..... 3.50

Complete kit includes needle and thread.
Also instructions for making.

No C.O.D.'s. All orders shipped prepaid.
Send your order today. Be sure to include your size, color and remittance.

Write ANCHOR GLOVE CO., Box 964, Gloversville, N.Y.



Design Smart Fashions LEARN AT HOME-SPARE TIME

Fascinating field. Design own wardrobe at considerable saving. Gain experience designing for others. It may lead to thrilling career—even a shop of your own some day. Basic "learn-by-doing" course under guidance of qualified teachers provides excellent starting point for a career. Send for free booklet. "Adventures in Dress Design."

NATIONAL SCHOOL OF DRESS DESIGN

835 Diversey Pkwy. Dept. 1525 Chicago 14, Ill.

The Junior Workbasket

Here's an idea for what to give Mom on Mother's Day. It's a very practical gift, as well as being quick and easy to make. The only tool you will need is a pair of pinking shears; but be sure to borrow them when Mom's not looking, so as to keep this all a secret! First, buy some pretty oilcloth or even plastic by the yard; a yard of 36-inch plastic will make six mats; then mark off mats, 12 by 18 inches, and cut around each one with pinking shears. Lo and behold, you will have lovely little placemats, and in no time at all! Think of the laundry you will save Mother, especially during the hot summer. She will also enjoy such a cheery touch on her table.

Want to surprise Mom even more on her special day? Why not serve her breakfast in bed? You could bring it to her room on a tray, and you know what?—put a plastic or oilcloth mat on the tray to make it more cheerful, and then a tiny bouquet of flowers would be nice, too. Some older member of the family might help you prepare breakfast and carry it to Mother's room; I am sure they will do it gladly. Your mother deserves a little extra thoughtfulness, remember, and not only on Mother's Day, but all the year around. Oh yes, and be sure you set your alarm clock so you can get up in time.

Now that spring tests will soon be on their way, here is a good game to be playing for geography review. Somebody must be "It" and that person will point to somebody else in the group, name a state, and then have the person name either the capital or largest city of a given state. The person must give his answer before "It" counts to ten. Here is an example of what I mean: I am "It," I point to you, then I say "Minnesota," ask for the capital,

and if you don't answer before I count to ten, you are "It." Try this game on the grown-ups in the family. You'll probably really beat them.

How about making a May Basket that will make your friends exclaim with delight at your cleverness and that they will want to keep and use, and use, and use? Well, it is very simple! Find in the scrap bag two pieces of pretty materials, a print and a plain color that will harmonize or contrast, large enough to make an eight-inch circle. Press both and mark your circle around the edge of a plate. Fold into quarters and crease gently to mark the center. Mark a circle around a cheese glass on cardboard, cut it out and place it in the exact center between the two pieces of cloth. Stitch around the edge of cardboard with contrasting thread, by hand with small stitches or on the machine, if you are permitted to operate it. Find another plate about six inches across and mark a circle around it; stitch along this line, and make another round of stitching the width of the presser foot bar inside or outside it. This forms the casing into which you will run a wire, a pipe cleaner or a ribbon when the edge is finished. This edge may be made by drawing half circles around a spool at the outside edge and stitching along these curves. Cut around the stitching with pinking shears if they are available or with scissors. Gather top with wire through the casing, then make a handle with a pipe cleaner or a piece of wire, which can be covered with ribbon. Attach flowers to trim. A tiny round pillow could be filled with cotton or lamb's wool and put inside for a pin cushion and flowers or candy may be placed on top to complete your May Basket.



"Please Accept My
Gift of These
Lovely Pillow Cases"
-Says Aunt Ellen



These gorgeous new pillow slips are exclusively designed just for my **WORK-BASKET** readers. Can you imagine anything more thrilling than this lovely old-fashioned girl coming through the picket fence gate that's covered with garlands of exquisitely colorful flowers?

I'll Give You A Pair of These on percale-finished muslin, 140 thread count—a better than usual quality. Stamped flat on 42 x 36", allowing for 3" hem. A fortunate buy of this lovely long-wearing material makes this unheard of liberal offer possible.

THEY'RE YOUR GIFT FROM AUNT ELLEN

Just for renewing your **WORKBASKET** subscription NOW, I'll send you a pair of these pillow slips without one cent of additional cost to you. Since paper is becoming harder and harder to get, by renewing now you will be assured of having your copy of **The WORKBASKET** every month, PLUS receiving this valuable present.

BIG COLLECTION OF HOT IRON TRANSFERS

With your renewal to this service you will receive my latest collection of embroidery motifs and designs—more than ever before—over 18 square feet of hot iron transfers. Remember, these are NEW motifs which you have never had before.

You may renew now, regardless of when your subscription expires, and get these lovely new hot iron transfers and your pair of pillow slips. Your subscription will be extended to the new expiration date.

YOU CAN SAVE MONEY!!

The **WORKBASKET** sells on newsstands for the very reasonable price of 15c a copy, or \$1.80 a year. By having a subscription you are assured of always getting your copy every month PLUS receiving the lovely hot iron transfers which are part of this valuable pattern and direction service when ordered regularly by mail, PLUS your pair of stamped pillow slips. Just sign (or print) your name and address on the coupon below, state whether it is a new or renewal subscription, and enclose only \$3.00 for **The WORKBASKET** for the next 24 months. That's a saving of 60c over the single copy price.

Such an unheard of liberal offer is bound to prove popular, so rush your **FREE** gift coupon before the supply is exhausted. You'll be glad you did.

----- Use This Coupon for Additional **FREE** Gift -----

Aunt Ellen
434 Handcraft Bldg.
Kansas City 16, Mo.

Please check whether new or renewal subscription
 NEW RENEWAL

Enclosed find \$3.00 for which please send me **The WORKBASKET** for two years—a copy a month for 24 months, plus the big initial collection of hot iron transfers for mail subscribers, PLUS the gift of the stamped pillow slips.

Name.....

Address.....

City..... Zone..... State.....

Extra! Extra! **FREE**, check here your favorite flower, and I'll send you an extra Surprise Gift **FREE** for promptness. ROSE LILAC PANSY LILY
 IRIS TULIP. This offer limited to U.S. and Possessions



THIS SHOWS
A few of the
Many Designs
in the Big Hot
Iron Transfer
Collection