

# The Work Basket



HOME AND NEEDLECRAFT

## For Pleasure and Profit

VOLUME 14

2968 September 1949

NUMBER 12



**I**DEAS for the Bazaar, the Home,  
Gifts, Sparetime Money Makers,  
with Many Articles, Easily Made and  
Inexpensive, that Find a Ready Sale.

**MOTHER — DAUGHTER — SISTER**

*Cotton Enchanter*

**FOR YOUTHFUL HEARTS OF ANY AGE!**

It's New . . . It's Novel . . . It's different! So naturally DOMC just had to be the first to bring you this matched Cotton Print de-lovely. Now mother and daughter can have identical dress delights . . . now sisters can have that clever two-peas-in-a-pod look. The eye-fetching bodice has a peasant blouse effect that spells gay fiesta time. The flattering elasticized scoop neck line easily converts to a chic off-the-shoulder effect. And there's that beloved dirndl skirt effect, too, so charmingly accented with lush rows of elasticized shirring for waist-hugging comfort and allure. Added attraction is the flirty ruffle that saucily swirls around the hemline and what a vivacious and gay color-mad print! It's a love of a dress—wonderfully washable—and wonderfully wearable from picnics to parties—for tots, teenagers, and bright-hearted mothers. A budget-brightener, too, at its wee little prices. As pictured only in multi-pastel colored print on black-grounded skirt and white-grounded bodice and hem.



Send only \$1

... as a good faith deposit. Then pay post-man balance plus postage. If not delighted return in 10 days for speedy refund.

Style G4948  
Girl Sizes:  
8-10-12-14  
**\$4.98**

Style M 4948  
Misses Sizes:  
9 to 17  
10 to 20  
**\$6.98**

Style T4948  
Tot' Sizes:  
2-4-6-6x  
**\$3.98**

*the* **DRESS of the MONTH Club**

2323 S. Michigan Ave., Chicago 16, Ill. Dept. W-2

Please send me DOMC style shown above in size and color indicated below. Include information on how I can join The-Dress-of-The-Month Club and receive valuable Bonus Gifts at no extra cost.

Qty.	Style	Size	Price	Total
	4948		6.98	
	G4948		4.98	
	T4948		3.98	

You save C. O. D. fee by enclosing prepayment.

- \$ \_\_\_\_\_ enclosed plus 22c postage. Ship Postpaid.
- I'm enclosing \$1.00; Ship balance C.O.D. plus postage

Name \_\_\_\_\_

Address \_\_\_\_\_

City \_\_\_\_\_ Zone \_\_\_\_\_ State \_\_\_\_\_

**MONEY-BACK GUARANTEE OF SATISFACTION**

# Crocheted Bedspread "Star Dust"

(Shown on Front Cover)

Crochet this lovely bedspread, worked in popcorn stitch, of Lily Antique Bedspread Cotton in white, cream or ecru (700 yard skeins). Single size bedspread requires about 21 skeins; double size, 25 skeins. Use a size 10 crochet hook. Each block measures about 8½ inches across corners. For a single size spread about 72x105 inches, make 149 blocks and 10 half blocks; for a double size about 84x105 inches, make 176 blocks and 12 half blocks.

**Abbreviations:** Ch (chain); sl st (slip stitch); st (stitch); lp (loop); dc (double crochet); sp (space); r (ring); pc st (popcorn stitch)—work 5 dc in same sp, remove hook, insert it back in last ch preceding 5 dc, catch and pull through for a pc st; hdc (half double crochet)—thread over as for dc, insert hook in st and pull through (3 loops on hook), thread over and pull through all 3 loops at once; rnd (round); p (picot); dtr (double treble)—thread over hook 3 times and work off 2 lps at a time.

**Block**—Rnd 1: Ch 10, sl st in first st to form a r. Ch 6, 3 dc in r, (ch 3, 3 dc in r) 4 times, ch 3, 2 dc in r, sl st in third st of first 6-ch.

Rnd 2: Ch 3, 4 dc in next 3-ch sp, remove hook, insert it back in top of

3-ch, catch lp and pull through for a pc st, \* ch 8, 5 dc in next sp, remove hook, insert it back in last ch st preceding 5 dc, catch lp and pull through for a pc st. Repeat from \* around. Ch 7, sl st in first pc st.

Rnd 3: Ch 3, (a 4-dc pc st, ch 9, a 5-dc pc st) all in next sp, \* ch 3, (a 5-dc pc st, ch 9, a 5-dc pc st) in next sp, always inserting hook in last ch st preceding dc to make pc st. Repeat from \* around. End with 2-ch, sl st in first pc st.


Rnd 4: Repeat rnd 3 to \*. \* Ch 3, a pc st in next sp, ch 3, (a pc st, ch 9, a pc st) in next sp; repeat from \* around. End with 2-ch, sl st in first pc st. Make 2 more rounds with one more pc st in each group in each round.

Rnd 7: Repeat again, with 6 pc sts in each group, but with 6-ch between 2 center pc sts in each group.

Rnd 8: \* Ch 3, (a pc st, ch 9, a pc st) in next sp, (ch 3, a pc st in next sp) twice, ch 3, (tr, ch 5, tr) in third st of next 5-ch sp, ch 4, a pc st in next sp, ch 3, a pc st in next sp. Repeat from \* around. End with 2-ch, sl st in first pc st.

Rnd 9: \* Ch 3, (a pc st, ch 9, a pc st) in next sp, ch 3, (3 dc in next

The WORKBASKET is published monthly by Modern Handcraft, Inc., 2401 Burlington, Kansas City 16, Missouri. Entered as second class matter February 6, 1948, at the Post Office at Kansas City, Missouri, under the act of March 3, 1879. Annual subscription rate \$1.50 in United States and its possessions; \$2.50 in Canada. One month advance notice is required for change of subscription address. Both old and new address must be given and request marked for Circulation Department. Printed in U.S.A. Copyright 1949 by Modern Handcraft, Inc.



sp, 2 dc in next) made into a pc st, ch 5, tr in center 5-ch sp of next shell, (ch 2, tr) 5 times in same sp, ch 6, (2 dc between 2 pc sts, 3 dc in next sp) made into a pc st. Repeat from \* around. After final pc st, make hdc in first pc st.

Rnd 10: (Ch 3, dc over bar of hdc, 3 dc in next sp) made into a pc st, \* ch 9, (3 dc in same sp, 2 dc in next) made into a pc st, ch 5, tr in next tr, (ch 4, tr in next tr) 5 times, ch 6, (2 dc between next 2 pc sts, 3 dc in next sp) made into a pc st.

Repeat from \* around and join.

Rnd 11: \* (5 sc, ch 4, sl st in last sc for a p (picot), and 5 sc) all in next sp, (3 sc, a p, 3 sc) in each of next 7 sps. Repeat from \* around, join and cut thread 6 inches long, thread to a needle and fasten off on back.

Join blocks while making rnd 11—by corner ps and by the 7 ps on each side. To join, instead of the 4-ch ps, make 2-ch, sl st in corresponding p on another block, ch 2, sl st back in last sc to complete joining p. Repeat with each p-joining.

Half Block—Ch 8, sl st in first st. Ch 5, 3 dc in r, (ch 3, 3 dc in r) twice, ch 2, 1 dc in r. Cut thread 3 inches long and pull through lp tightly. End all rows this way. This will not be mentioned again.

Rnd 2: Join to third st of first 5-ch of last rnd, ch 3, a 5-dc-pc st in balance of same sp, \* (ch 8, a pc st in next sp) 3 times, 1 more dc in same end sp and cut.

Rnd 3: Join to first 3-ch in last rnd, ch 5, \* (a pc st, ch 9, a pc st) in next sp, ch 3. Repeat from \* around, ending with 2-ch, dc in dc at end of last rnd and cut.

Rnd 4: Repeat round 2 to \*. \* Ch 3, (a pc st, ch 9, a pc st) in next sp, ch 3, a pc st in next sp. Repeat from \* twice. Dc in end dc and cut.

Rnd 5: Repeat rnd 3 to \*. A pc st in next sp, \* ch 3, (a pc st, ch 9, a pc st) in next sp, (ch 3, a pc st in next sp) twice. Repeat from \* around, ending with 2-ch, dc in end dc. Repeat rnd 4 with one more pc st in each group than in last rnd. Repeat rnd 5 with one more pc st in each group and with 6-ch between 2 center pc sts in 2 large pc st groups.

Rnd 8: Join to third st of first 5-ch, ch 8, tr in balance of same sp, ch 4, a pc st in next sp, ch 3, a pc st in next sp and repeat rnd 8 of BLOCK beginning at \*. End with ch 3, tr in end sp, ch 2, dtr in end dc and cut.

Rnd 9: Join to 6th st of first 8-ch of last rnd, ch 7, (tr, ch 2, tr, ch 2, tr) in balance of same sp, ch 6, (2 dc between next 2 pc sts, 3 dc in next sp) made into a pc st. Repeat rnd 9 of BLOCK beginning at \*. End with ch 5, tr in end sp, (ch 2, tr) twice in same sp, ch 1, tr in end dtr and cut.

Rnd 10: Join to 6th st of first 7-ch of last rnd, ch 9, tr in next tr, (ch 4, tr in next tr) twice, ch 6, (2 dc between next 2 pc sts, 3 dc in next sp) made into a pc st. Repeat rnd 10 of BLOCK, beginning at \*. End with 2-ch, dtr. in end tr.

Rnd 11: Ch 1, 7 sc over dtr, a 4-ch p, then working over ends left from previous rnds, (make 5 sc in next sp, a p) twice, (3 sc in each of next 2 sps, a p) 3 times, (3 sc in next sp) 3 times, a p, (3 sc in 2 sps, a p) 3 times, (5 sc in next sp, p) twice, (7 sc, a p joined to a corner p on a BLOCK and 3 sc) in corner sp. Then continue EDGE around as for BLOCK, joining each p in turn to ps on BLOCKS. Make and join a half-block in each opening between blocks across top and bottom edges of spread.

Blocking Directions—Stretch and pin down as a whole or in sections on a well padded surface. Be sure to pin out all picots around outside edge. A turkish towel on the ironing board will make the popcorn stitches stand out well, steam and press. When perfectly dry, remove pins.



**EARN MONEY SHOWING FREE SAMPLE FABRICS**

Write me, and I'll send you this big package of actual sample fabrics and style presentation **ABSOLUTELY FREE**. You'll see gorgeous, newest style dresses—lovely lingerie—hosiery, men's shirts and socks—all at **LOW PRICES**. Take orders from friends and make money in spare time. **GET FREE SAMPLES!** Send no money for this big-profit line of sample fabrics. It's yours free. Rush name, address now.

THE MELVILLE CO., Dept. 5041, CINCINNATI 3, OHIO



Take This Easy Step To **BIG MONEY!**

**Sell CHRISTMAS CARDS**

Plastic Cards for Christmas and Everyday. Also lovely **EM-BOSSED** Christmas Cards **WITH NAME**. Sell themselves at 50 for \$1.25, up. Amazing \$1 "Southern Beauty" Assortment of 21 Christmas Cards pays you up to 50c! Complete line of fast-sellers. Write for Samples on approval. **SOUTHERN GREETING CARD CO.** 216 South Pauline Street, Dept. C-52 **MEMPHIS 4, TENN.**

*A Special Announcement*

# FREE


## To Workbasket Readers

### BOOK of NEW Needlework IDEAS • DESIGNS

#### CONTENTS

(40 VALUE-PACKED PAGES)

- Stamped Linens
- Crochet Kits
- Panholder Kits
- Dolls -- Baby Things
- Yard Goods -- Notions
- Quilts & Rugs
- Needlepoint
- Crafts & Patterns



# NEW Catalog

## LIMITED SUPPLY

*Send for Your Copy Now!*

Aunt Ellen's **COMPLETE BOOK OF NEEDLEWORK** is ready! A great, new catalog of hundreds of new, exciting ideas with which you can make beautiful things for your home, for gifts, for the bazaar, club, or to sell for profit. **Real money-saving prices!** Pillowcases galore, luncheon sets, doilies, dolls, crochet kits, felt-fun kits, felt jackets, quilts, hooked rugs, needlepoint, panholders, yard goods, notions, crafts, etc.

**Act at once!** Send for your copy now! You'll want to be sure your copy is reserved for you.

This new catalog is being sent you absolutely **FREE** upon request. Write today!

**Send No Money!** Just send your name and address. Your new catalog will be sent you postage paid. Be sure to give your address clearly to insure proper delivery.

Use the handy coupon below. Your copy will be rushed to you. Don't miss this opportunity to take advantage of real money-saving prices. But hurry—the supply is definitely limited and they are going fast.

**SEND NOW  
FREE**

### RUSH COUPON • SEND NO MONEY

Aunt Ellen, c/o Modern Handcraft, Inc. Dept. R  
2401 Burlington, Kansas City 16, Missouri

Dear Aunt Ellen:

Please send me my copy of your new **COMPLETE BOOK OF NEEDLEWORK**. I want to take advantage of the new ideas and special money-saving offers.

Name \_\_\_\_\_

Address \_\_\_\_\_

Town \_\_\_\_\_ Zone \_\_\_\_\_ State \_\_\_\_\_

**Modern Handcraft, Inc., 24th & Burlington, K. C. 16, Mo.**

## A - B - Cs

Tat initials to decorate towels, pillow slips, blouses and other articles. They may be made of contrasting color to harmonize with your color scheme. The samples were made of American Thread Company "Star" Mercerized Crochet Cotton, size 50, white. Use ball and shuttle.

**Abbreviations:** R (ring); p (picot); ds (double stitch); cl r (close ring).

**A—R,** (3 ds, p) twice, 3 ds, cl r. Ch, 5 ds, p, 5 ds. R, 6 ds, small p, 6 ds, cl r. Ch, 5 ds, p, 8 ds. R, 3 ds, p, 3 ds, cl r. Ch, 8 ds, p, 8 ds, join to small p of center r, 10 ds. R, (8 ds, p) twice, 8 ds, cl r, tie and cut.

**B—R,** (4 ds, p) twice, 4 ds, cl r. Ch, 4 ds, small p, 10 ds, small p, 8 ds, turn. R, (3 ds, p) 3 times, 3 ds, cl r. Ch, 5 ds, 3 p separated by 5 ds, 5 ds, turn. R, 6 ds, join to second small p of ch, 6 ds, cl r, turn. Ch, (5 ds, p) twice, 5




**FREE**—Amazing new cake decorator free. Make flowers, loops, names, leaves . . . new easy way just like professionals. Also decorate jello, salads, desserts, pastries. **ALSO FREE**—seven delicious cake recipes—all new and different, plus lovely icings and whips for decorator. We make this amazing free offer to introduce our heart-shaped cake pans or jello molds. Size 9 by 1¼ inches. Bake a sweetheart layer cake for birthday, anniversary or special occasions. Set of two pans only \$1.00 plus postage and C.O.D. handling. **SPECIAL OFFER:** Double order (4 pans and two decorator sets) only \$1.69 plus postage and C.O.D. handling. **SEND NO MONEY,** just mail a card today. **SATISFACTION GUARANTEED** or your money back. The free gifts are yours to keep regardless. Don't delay. Act now. Royal Industries, Dept. 5014-I, Mt. Vernon, Illinois.

ds. R, 5 ds, p, 5 ds, join to first small p of ch, 5 ds, p, 6 ds, cl r, tie and cut.

**C—R,** 8 ds, p, 8 ds, cl r. Ch, 16 ds, join to p of r, 5 ds, p, (10 ds, p) 3 times, p, 5 ds, turn. R, 11 ds, p, 10 ds, cl r, tie and cut.

**D—R,** (2 ds, p) 3 times, 2 ds, cl r. Ch, (6 ds, p) twice, 6 ds. R, (4 ds, p) 3 times, 4 ds, cl r. Ch, (7 ds, p) 4



times, 10 ds, tie under first r and cut.

E-R, (5 ds, p) twice, 5 ds, cl r. Ch, 9 ds, p, 6 ds. R, (2 ds, p) 3 times, 2 ds, cl r. Ch, 9 ds, (p, 11 ds) twice. R, 9 ds, p, 8 ds, p, 9 ds, cl r, tie and cut thread.

F-R, (2 ds, p) 3 times, 2 ds, cl r. Ch, 7 ds. R, 5 ds, p, 5 ds, cl r. Ch, 11 ds. R, 5 ds, p, 5 ds, cl r. Work another r opposite in the same manner. Ch, 14 ds, p, 5 ds, p, 7 ds. R, (3 ds, p) 3 times, 3 ds, cl r, tie and cut.

G-R, 8 ds, p, 5 ds, p, 8 ds, cl r. Ch, 10 ds, p, 10 ds. R, 5 ds, p, 4 ds, p, 5 ds, cl r. Ch, 16 ds, p, 7 ds, p, 6 ds, join to p of last r, 8 ds, join

at 6th st from r, 7 ds. R, 8 ds, cl r, tie and cut.

H-R, (3 ds, p) 3 times, 3 ds, cl r. Ch, 5 ds, p, 5 ds. R, 4 ds, small p, 4 ds, cl r. Ch, 5 ds, p, 5 ds. R, (3 ds, p) 3 times, 3 ds, cl r, tie and cut thread. Work other half of letter in same manner joining the center rs at picots.

I-R, 5 ds, (p, 4 ds) twice, p, 5 ds, cl r. Ch, 8 ds, p, 16 ds, p, 6 ds, p, 8 ds, p, 7 ds, join to 12th st of long ch, 4 ds. R, 7 ds, cl r, tie and cut.

J-R, 6 ds, cl r. Ch, 12 ds, p, 20 ds, tie at third st of ch from r, (14 ds, p) twice, 12 ds, tie in third st of ch from center, 3 ds, tie and cut. To make a longer letter, make 4 (14 ds, p) then complete.

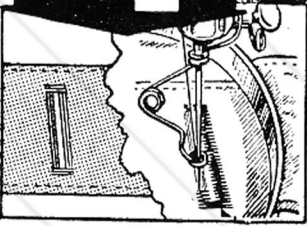
K-R, (3 ds, p) 3 times, 3 ds, cl r. Ch, 9 ds. R, 3 ds, p, 3 ds, cl r. Ch, 8 ds. R, (3 ds, p) 3 times, 3 ds, cl r, tie and cut. Second Half-R, (3 ds, p) 3 times, 3 ds, cl r. Ch, 10 ds, p, 9 ds, join to p of center r of first half, 8 ds, p, 7 ds. R, (3 ds, p) 3 times, 3 ds, cl r, tie and cut.

L-R, (3 ds, p) 3 times, 3 ds, cl r. Ch, 12 ds, p, 9 ds. R, 6 ds, p, 7 ds, p, 6 ds, cl r. Ch, 9 ds. R, (4 ds, p) 3 times, 4 ds, cl r, tie and cut.

M-R, (4 ds, p) 3 times, 4 ds, cl r.

**THERE'S MONEY FOR YOU**  
**No Experience Necessary!** **in PLASTICS**  
 Here's CASH for you . . . easy! Show friends, neighbors amazing *laundry-saving* tablecloths, aprons, rainwear, babies' needs, etc. Tremendous demand. Sell on sight. **BIG PROFITS**, full or part time. **Write for FREE Outfit.**  
**LORAINÉ PRODUCTS, Dept. DM-192**  
**411 So. Clinton Street Chicago 7, Illinois**

**HEMSTITCHER**  
  
 Hemstitch with this handy attachment on ANY sewing machine. Also use for picoting, tucking, etc. Make comforters, rugs, slippers, handkerchiefs, etc. of any material. Also, lovely fringe for curtains, slip covers, draperies, etc. Simple directions included.

**BOTH FOR \$1.00**  
**BUTTON HOLER**  
  
 Make button holes on your sewing machine . . . quicker and easier than doing them by hand. Sews buttons, zippers, darns stockings; wonderful for quilting. Sews in all directions . . . front, back or sideways. **FITS ANY MACHINE. SEND NO MONEY.** Just mail name and address. On arrival pay postman only \$1.00 plus postage. Send cash with order, we pay postage. Satisfaction guaranteed or your money back. Order TODAY!  
**TREVA CO., Dept. 29-L, 2445 E. 85th St., Chicago, Ill.**

**NEW WRITERS NEEDED**  
 New writers needed to re-write ideas in newspapers, magazines and books. **FREE DETAILS**  
 Splendid opportunity to "break into" fascinating writing field. May bring you up to \$5.00 per hour spare time. Experience unnecessary. Write today for **FREE** details. **NO OBLIGATION.** Postcard will do.  
**COMFORT WRITER'S SERVICE**  
 Dept. WB-9 200 S. 7th St. St. Louis 2, Mo.

**BROKEN JEWELRY WANTED**  
 All kinds. Highest cash prices paid for rings, jewelry, spectacles, gold teeth, diamonds, broken and usable watches, etc. Cash mailed promptly. Write for **FREE** shipping container.  
**Lowe's, Dept. WB**  
**Holland Bldg., St. Louis, Mo.**

**Design Smart Fashions**  
**LEARN AT HOME-SPARE TIME**  
  
 Fascinating field. Design own wardrobe at considerable saving. Gain experience designing for others. It may lead to thrilling career—even a shop of your own some day. Basic "learn-by-doing" course under guidance of qualified teachers provides excellent starting point for a career. Send for free booklet, "A Career in Fashion Designing."  
**NATIONAL SCHOOL OF DRESS DESIGN**  
**1315 So. Michigan Ave. Dept. 1526 Chicago 5, Ill.**



Ch, 10 ds, p, 10 ds. R, 3 ds, p, 3 ds, cl r. Ch, 18 ds. R, 6 ds, cl r. Ch, 19 ds. R, 3 ds, p, 3 ds, cl r. Ch, 10 ds, p, 10 ds. R, (4 ds, p) 3 times, 4 ds, cl r, tie and cut.

N—R, (6 ds, p) twice, 6 ds, cl r. Ch, 10 ds, p, 10 ds. R, 3 ds, p, 3 ds, cl r. Ch, 21 ds. R, 3 ds, p, 3 ds, cl r. Ch, 8 ds, p, 8 ds. R, (5 ds, p) twice, 5 ds, cl r, tie and cut thread.

O—R, 14 ds, cl r. Ch, (10 ds, p) twice, 10 ds. R, 14 ds, cl r. Ch, (10 ds, p) twice, 10 ds, tie to beginning of first r and cut.

P—R, (6 ds, p) twice, 6 ds, cl r. Ch 14 ds, small p, 8 ds, small p, 3 ds. R, (4 ds, p) twice, 4 ds, cl r, turn. Ch, (9 ds, p) twice, 10 ds, join to first small p of ch, 8 ds. R, 3 ds, join to next small p of ch, 3 ds, cl r, tie and cut.

Q—R, (5 ds, p) twice, 5 ds, cl r. Ch, 5 ds. R, (6 ds, p) twice, 6 ds, cl r, turn. Ch, 5 ds, join to second p of first r if desired, 8 ds, p, 11 ds, p, 8 ds. R, 10 ds, p, 8 ds, p, 10 ds, cl r, tie and cut.

R—R, (4 ds, p) twice, 4 ds, cl r. Ch, 6 ds, p, 7 ds, small p, 8 ds. R, 6 ds, p, 6 ds, cl r. Ch 12 ds, p, 8 ds. R, 7 ds, join to second p of ch, 7 ds, cl r. Ch, 13 ds. R, (4 ds, p) twice, 4 ds, cl r, tie and cut.

S—R, (6 ds, p) twice, 6 ds, cl r. Ch, 9 ds, p, 8 ds, p, 6 ds, turn. Ch, 9 ds, p, 4 ds, p, 9 ds, tie where ch is turned to form top loop of letter, (6 ds, p) twice, 6 ds. R, 8 ds, cl r, tie and cut.

T—R, 5 ds, p, 5 ds, cl r. Ch, 7 ds. R, (3 ds, p) twice, 3 ds, cl r. Ch, (10 ds, p) twice, 10 ds. R, 5 ds, p, 6 ds, p, 5 ds, cl r, tie and cut.

U—R, (4 ds, p) 3 times, 4 ds, cl r. Ch, 6 ds, join to side p of r, 8 ds, (p, 7 ds) twice. R, 11 ds, cl r. Ch, 16 ds. R, 8 ds, cl r, tie and cut. Tie thread at 9th st from last r. Ch, 8 ds. R, 3 ds, p, 3 ds, cl r, tie and cut.

V—R, (3 ds, p) 3 times, 3 ds, cl r. Ch, 5 ds, join to side p of r, 10 ds, p, 6 ds, p, 6 ds, turn. R, 6 ds, p, 6 ds, cl r. Ch, 7 ds, p, 8 ds. R, 4 ds p, 4 ds, cl r. Ch, 5 ds. R, 5 ds, cl r, tie and cut.

W—R, (5 ds, p) 3 times, 5 ds, cl r. Ch, 5 ds, turn, join to side p of

## WEAVE at HOME!

### Easy! Fascinating! Profitable!

Easy to learn! Fun to do! Make gorgeous hand-woven rugs, scarves, napkins for your home and family . . . and EARN EXTRA MONEY, TOO! Supply friends, neighbors, local merchants! Anyone can learn to weave with the new LITTLE GIANT Portable Loom. Designed by experts. Not a toy—but a sturdy, precision-made professional loom that does professional work! Amazingly low-priced. Pays for itself many times over in enjoyment, money saved and money earned.

**FREE** Just send your name and address for complete information about "Weaving at home for pleasure and profit"—and about the LITTLE GIANT Loom that brings this absorbing, profitable hobby within the reach of all!

**LUCTO PRODUCTS** 400 West Madison Street  
Dept. B-20, Chicago, Illinois

## SENSATIONAL OFFER! MAKE EXTRA MONEY

Selling our Plastic Christmas Cards, embossed 50 and 25 for \$1.00; 20 for \$1.95, name imprinted. Fast selling box assortments. Bonus and Big cash contest. Write today for portfolios and contest entry.

RICHAR, 16 East 18 St., Dept. WB, N. Y. 3



## NYLON STOCKING FREE!

### SHOW TO FRIENDS . . . Earn EXTRA MONEY in Spare Time!

Earn extra cash every week—easy! Take orders from friends for Yours-Truly Nylons in amazing Personal Fit Service. Fit every type of leg—slim, stout, average, short, long, extra long. No twisted seams, no bag-



ging at knees or ankles, no binding at top. Yours-Truly Nylons are more beautiful and longer-wearing because they fit perfectly. Start now to earn money of your own. Rush name and address for FREE outfit includ-

ing actual sample stocking. No experience is needed. AMERICAN HOSIERY MILLS, Dept. T-26, Indianapolis 7, Ind.

r, 8 ds. R, 4 ds, p, 3 ds, p, 4 ds, cl r. Ch, 7 ds, turn. R, 5 ds, p, 5 ds, cl r. Ch, 7 ds. R, 4 ds, p, 3 ds, p, 4 ds, cl r. Ch, 15 ds. R, (5 ds, p) twice, 5 ds, cl r, tie and cut.

X—R, 4 ds, p (5 ds, p) twice, 4 ds, cl r. Ch, 5 ds, join to first p of r, 8 ds, turn. 10 ds. R, 3 ds, p (4 ds, p) twice, 3 ds, cl r, tie and cut. Second Half—R, (5 ds, p) twice, cl r. Ch, 6 ds, tie where ch is turned on first half, 9 ds. R, (5 ds, p) twice, 5 ds, cl r, tie and cut.

Y—R, (5 ds, p) 3 times, 5 ds, cl r. Ch, 7 ds, join to side p of r, 10 ds, turn. R, 4 ds, p, 4 ds, cl r. Ch, 20 ds. R, 8 ds, cl r, tie and cut. Tie thread at 15th st of ch, 3 ds, small p, 15 ds, p, 10 ds, join to small p of ch, 3 ds. R, 5 ds, cl r, tie and cut.

Z—R, (5 ds, p) 3 times, 5 ds, cl r. Ch, 7 ds. R, 5 ds, p, 5 ds, cl r. Ch, 4 ds. R, 6 ds, cl r. Ch, 4 ds. R, 6 ds, cl r. Ch, 5 ds, turn. R, 5 ds, p, 5 ds, cl r. Ch 12 ds. R, (3 ds, p) 3 times, 3 ds, cl r, tie and cut.

## IT'S FUN TO KNIT!!

You get double pleasure in knitting and wearing beautiful suits, dresses and accessories, all made from guaranteed CORONET YARNS.

**FREE YARN SAMPLE CARD** — just send name and address.  
**CORONET YARN COMPANY, Dept. WB**  
 P. O. Box 1027 Church St. Sta., N. Y. 8, N. Y.

## Boy Baby's Helmet

Here is a little boy's helmet that is knitted; you will find it quick and easy to make up. The sides are knitted in two circles and the center is worked in cable stitch. You will need about one ounce of blue, pink, or yellow baby yarn; one fourth ounce of white angora for the trim. Any other desired color combination may be used. Use size 3 knitting needles; an extra one is needed for the cable stitch. The cap fastens under the chin with a small strap and a button. Directions are given for a small and medium size.

**Abbreviations:** Ch (chain); st (stitch); k (knit); p (purl).

**Gauge:** 7 sts equal one inch.


Beginning at center, cast on 8 sts. P the first row.

Row 2: K 1, (increase in next st by knitting into the row below next st, k 1) repeat to end of row. All increases are made in this manner.

Row 3: P this and all alternate rows.

Row 4: K 2, (increase, k 2) repeat across row; ending with an increase

## HOT WATER



**in 3 Minutes! only \$1.98**  
**NO FIRES TO BUILD SAVES FUEL BILLS SAVES TIME & WORK** Complete

All the hot water you want in a jiffy! New low priced Electric Water Heater works like a charm. Just drop in water and plug in. Amazing quantities of hot water to bathe, shave, wash, hundreds of other uses. Handy size and shape fits every basin, tub, sink, etc.  
**Send No Money! Clip This Ad!**  
 Mail ad on post card or letter. We'll ship C.O.D. for only \$1.98 and postage on 10 day money back guarantee offer.

**ILLINOIS MERCHANDISE MART**  
 Dept. 6720, 1227 Loyola Ave., Chicago 26, Illinois

## EASY TO LEARN MILLINERY AT HOME



Design and make exclusive hats under personal direction of one of America's noted designers. Complete materials, blocks, etc., furnished. Every step illustrated. You make exclusive salable hats at once. Begin profitable business in spare time. Low cost, easy terms.

**LOUIE MILLER SCHOOL OF MILLINERY**  
 225 North Wabash Ave. Dept. 839, Chicago 1, Ill.

Please send me your **FREE** catalog describing your training course in professional millinery.

Name .....

Address .....



and k 1. There are now 7 sections of knitting with increases between.

Row 6: K 3, (inc, k 3) repeat across, ending with an increase and k 1.

Continue in this manner increasing 7 sts each row until there are 78 sts on needle (92 sts for larger size). End with a p row.

Join white angora and k 4 rows garter st (plain knitting); bind off.

This completes one circle. Sew, single crochet or slip stitch the edges together; press flat.

Make a second circle in the same fashion.

**Cable Piece:** With blue yarn, cast on 36 sts (42 sts for large).

Row 1: K 2, p 2, (k 4, p 2) repeat to last 2 sts, k 2.

Row 2: P 2, k 2, (p 4, k 2) repeat to last 2 sts, p 2.

Row 3: K 2, p 2, (place next 2 sts on double pointed needle and hold in back of work, k next 2 sts, then k 2 sts from double pointed needle, p 2) repeat to last 2 sts, k 2.

(Continued on Page 12)

# Save to 50% on Lovely BROADLOOM RUGS

## Send Your OLD RUGS AND CLOTHING

**It's All So Easy!** Free Olson Rug catalog tells how your materials are picked up at your door and shipped at our expense to the Olson Rug Factory, where...

### BY THE OLSON PROCESS

we sterilize, shred, merge materials of all kinds—reclaim the valuable wools, etc., then bleach, card, spin, dye, and weave lovely, deep-textured, new

### BROADLOOM RUGS

reversible for double luxury—up to 16 ft. seamless, any length, in

Solid Colors, Rich Tweed Blends, 18th Century Floral and Leaf Designs, Early American, Oriental patterns, Ovals.

### Factory-to-You!

Satisfaction guaranteed. Over 2 million customers. 74th Year. We do not have agents or sell thru stores.

Chicago New York S'Frisko

**FREE  
RUG BOOK**  
*Decorating Guide  
in Full Colors—*

**MAIL COUPON OR  
1c POST CARD**

**OLSON RUG CO., K-27, Chicago 41**  
Mail Big RUG BOOK in Colors FREE to:-

NAME.....  
ADDRESS.....  
TOWN.....STATE.....

©  
O.R.C.

Yes, you, too, can have Lovelier Broadloom Rugs  
the Easy Olson Factory to You Way.  
It's Fascinating! Try it!

(Continued from Page 11)

Row 4: Same as row 2.

Row 5: Same as row 1.

Row 6: Same as row 2.

Repeat these 6 rows until piece measures 8 inches (10 inches for larger size) ending on wrong side.

Next Row: Work in cable to 4 sts from end, turn.

Row 2: Work in pattern to 4 sts from end, turn.

Row 3: Work in pattern to 8 sts from end, turn.

Row 4: Work in pattern to 8 sts from end, turn.

Row 5: Work in pattern to 12 sts from end, turn.

Continue in this manner until center is reached. Cut and fasten off. Place all sts on one needle. Join white angora and k 4 rows, bind off.

Pick up 18 sts (20 for larger size) at other end of cable piece with white angora. K 4 rows; bind off.

Sew cable piece to circumferences of the 2 circular pieces, leaving about 3 of the sections of circles free for ear pieces. Pick up 6 sts on right hand side of helmet after first section from back. K in ribbing of k 1, p 1 for 3 inches or desired length of strap. To make buttonhole, k 1, p 1, bind off 2 sts, k 1, p 1.

Next Row: K 1, p 1. Cast on 2, k 1, p 1, k 2 more rows; bind off.

# "Sew-Handy" THE AMAZING NEW Fold-away SEWING TABLE INVENTION

MADE MY SEWING 7 WAYS EASIER

12

## NEEDED FEATURES

1. Correct height. No back-aches.
2. Extension leaf keeps work off floor.
3. Rests in steel cradle flush with table top. No hump to jump.
4. Sturdy hardwood legs. Patent positive lock hinge, no wobble.
5. Fingertip release catch for easy folding. No broken nails.
6. Top and leaf in triple thick plywood. No sag — No warp.
7. Top covered with smooth, tough plastic. No drag on work.
8. Corners rounded and sanded to piano finish. No snagging.
9. Sliding domes on legs. No scratches.
10. No pulling apart of anchored corners.
11. Stores away on edge in small space.
12. Has widest table space. No bunching.

## FITS ALL MAKES OF PORTABLES

AT LAST one man got tired of seeing his wife struggle with wobbly bridge tables that were too low and too small — or break her back trying to guide the sewing over a hump when her Portable was set on a high dining table. He intentionally designed a Fold-Away Table that "Had Everything" and the "SEW-HANDY" is his invention. Read the 12 amazing features in the panel.

## ORDER DIRECT AT FACTORY PRICE

The so handy "SEW-HANDY" is now made and guaranteed by the World's largest makers of all wood fold-away furniture. Not sold in stores. You may order direct at the direct-from-factory price with a positive money back guarantee if the "SEW-HANDY" sewing table does not meet every claim we make for it.

**FREE! SEND FOR FREE FACTS!** First send your name for Free Folder showing 14 Big Pictures of this amazing table—illustrating all its exclusive features and its SIX added uses. All Free! No obligation. Be first in your group to know about "SEW-HANDY".

The Warner Shops  
Dept. S-28  
1512 Jarvis  
Chicago 26  
Illinois

**FREE Facts Mail today!**

The Warner Shops, 1512 Jarvis Ave., Dept. S-29 Chicago 26, Ill.

Send illustrated circular about Sew-Handy, also special order blank giving Factory Price. All Free. No obligation to me.

NAME \_\_\_\_\_  
ADDRESS \_\_\_\_\_  
CITY \_\_\_\_\_ ZONE \_\_\_\_\_ STATE \_\_\_\_\_

## HOT DISH MAT

Here is a hot dish mat in crocheting that is unusual for the arrangement of stitches makes a deep texture. The double crochet in which most of the work is done stands up as though a braid were sewed on over the mesh foundation. The mat is made with string weight thread in two colors. Use a number 6 or 8 crochet hook. It



could become a pan holder if you wish, just add a ring or loop to hang it by.

**Abbreviations:** Ch (chain); st (stitch); sc (single crochet); dc (double crochet); sl st (slip stitch); sp (space).

A base of filet spaces or squares is made first. In white, ch 62, turn and make a dc in 8th st from hook, \* ch 2,

(Continued on Page 14)

## WANTED JEWELRY

We buy old or broken jewelry. Highest cash prices paid immediately. Mail us gold teeth, watches, rings, diamonds, silverware, eye glasses, old gold, silver, platinum, etc. Satisfaction guaranteed or your merchandise returned. Write for free information.

**ROSE SMELTING CO.**  
29-WB East Madison St., Chicago 2, Ill.

## FREE SAMPLES • 100% VIRGIN WOOL KNITTING YARNS



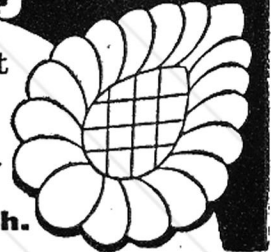
Finely spun. Baby-soft. New low mill-to-you prices. Write for free samples of 114 vibrant colors and Christmas idea booklet.

FRIENDSHIP HOUSE 6 Church St. Winchester, Mass.

## QUILTING PATTERNS, Quilts

Charming Quilting patterns. Win admiration wherever seen. So unusual. So different. Leave no permanent marks. Send 10¢ in coin—we will send sample Quilting Pattern also newest Catalog of patterns and quilter's supplies. **NEEDLEART GUILD, Dept. WO-9** 652 Turner, N. W., Grand Rapids, Mich.

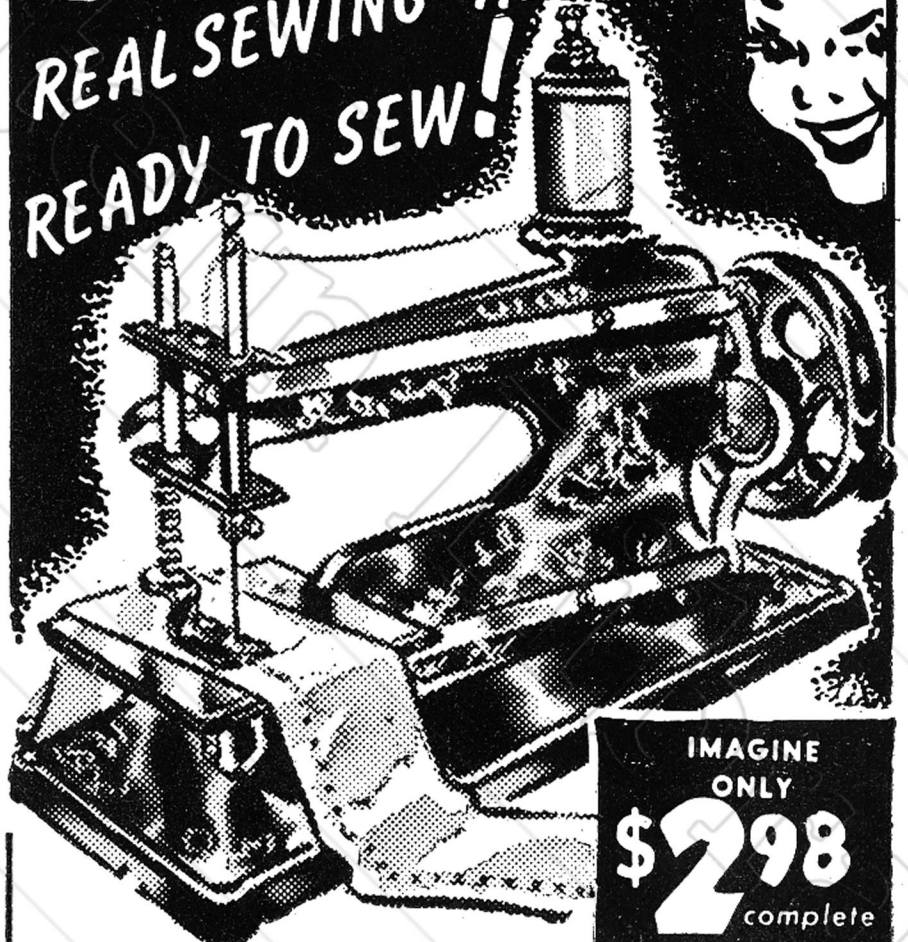
## & Quilting Frames



## AMAZING • REAL IMPORTED

# SEWING MACHINE

REAL SEWING ACTION  
READY TO SEW!



IMAGINE ONLY

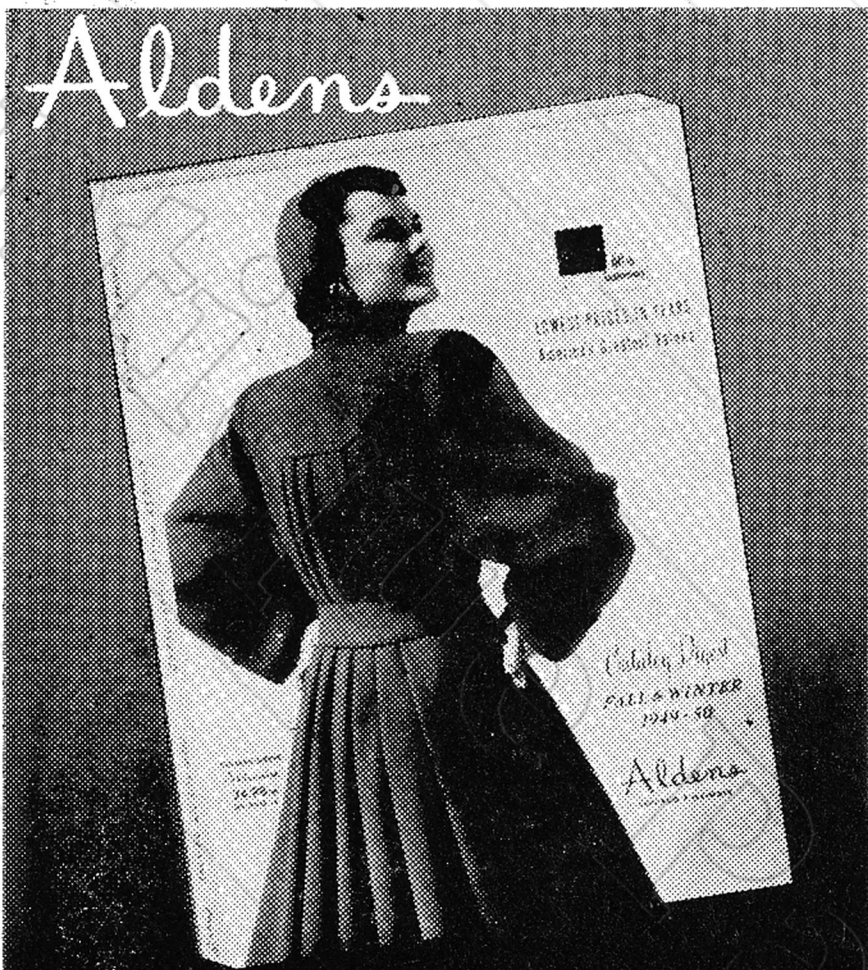
**\$298**  
complete

- Make Pretty Dresses for Daughter & Yourself
- Every Adult or Youngster Can Operate Machine
- Sewing with Complete Safety
- Has Table Clamp, Spool Thread, Needle

Now, every young lady can stitch 'n' sew for herself—and for you—on her own sewing machine. Not a toy, but a real machine which sews like a standard model. This remarkable, imported sewing machine is easy to operate—just turn the handle of the crane . . . the machine does the rest! It's thrilling and interesting to do your own dressmaking—and imagine the money you will save! Made of all sturdy metal and finished in colorful, non-chipping enamel. A clamp holds the machine firmly to the table. **SEND NO MONEY!** Remit with order and we pay postage, or C.O.D. plus postage.

**NOVELTY MART Dept. 177**

59 East 8th St.—New York 3, N.Y.



176 ENCHANTING PAGES

# FREE ALDENS NEW FALL AND WINTER FASHION DIGEST

**Thrilling new styles! America's lowest prices!**

FREE! Your personal copy of America's famous fashion guide—bringing you newest, most in-demand styles, inspired by top designers of two continents! Aldens 60th Anniversary Fashion Digest—greatest style-setting book ever—gives you Extra Value for every dollar. Thrilling fashions at lowest prices in America!

Mail coupon—get your FREE Aldens Digest! See everything for teen, junior, miss or lovely lady . . . Fall's newest styles, loveliest, smartest fabrics. Fashions for all your family and home, too. Aldens guarantees greatest savings, greatest dollar-for-dollar value! Send for your FREE Aldens Fashion Digest today!

1889—*Aldens*—1949  
Chicago, Illinois

**MAIL COUPON FOR YOUR COPY NOW!**

ALDENS, Dept. 675  
Box 5362, Chicago 80, Illinois  
Please rush my FREE Aldens Fashion Digest.

PRINT Name

PRINT Address or R.F.D.

Post Office (Town)

State

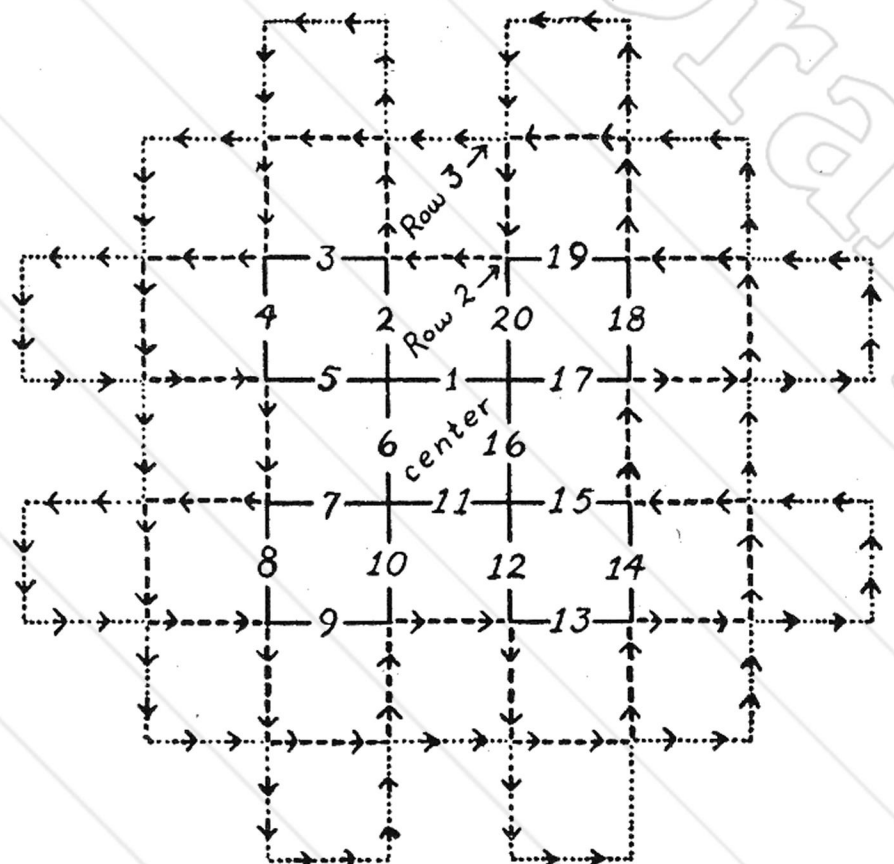
(Continued from Page 13)

dc in third st, repeat from \* across until there are 19 square spaces.

Row 2: Ch 5, turn, \* dc in top of next dc in first row, ch 2; repeat from \* until there are 19 squares in the second row. Ch 5, turn, continue in this manner until you have a square of 19 sps each way.

To make top, which is worked on this base of 19 sps, count from one corner to the tenth square on the side and from it to the square in the center, which is also the 10th square. Using that as the starting place, fasten thread of any desired color to one side of this square and ch 3 to count as the first dc, make 2 more dc on the same side of the square, making 3 in all.

Swing base at right angles, with row just made which is vertical (this is a left turn), 3 dc on side of this next square (number 2 on chart), make a right turn of your basic square, 3 dc under second side of same square (number 3). Swing top of piece to right again, work 3 dc on third side of same square (number 4); swing piece to right once more, 3 dc on last side of same square (number 5). You have now worked completely around one square.



Now you are back to the second side of the center square, swing top of base to the left and make 3 dc on second side of center square (number 6). Swing to left again, 3 dc on first side of another square (number 7). Swing to right for number 8 and follow with 9 and 10 on chart, second square completed.

Number 11 brings you to third side of center square. Swing top of work to left and make dc entirely around square—12, 13, 14 and 15. Number 16 gets you back to center square; work around the four sides of another square—17, 18, 19 and 20. You are now back at starting point. Cut thread and tie ends together, weaving them in.

Row 2: Fasten thread of same color over empty sp nearest the center square (at outer point of number 20) and ch 3 for first dc, 2 more dc over the same sp, making 3 dc in all, turn left, 3 dc over side of this square, turn right, 3 dc over this side of square, turn right, 3 dc over this side of square which brings you to the corner of the first row—one square completed. This time you do not make a right angle but cut across the corner, turning left, and make 3 dc in another square. Swing to the right, 3 dc on second side of same square, swing right, and make dcs on this side—the second square is completed. Turn left and make dcs in next empty space. Swing top of work left and make dcs entirely around square. Swing left, and work across to the corner sp, make dcs; swing right and work dcs over side. Swing right and make dcs on next side of same square.

Turn left and continue around following chart until second row is completed; cut and fasten thread.

In white, begin in middle of side

(Continued on Page 16)

## Rug Material—100% Wool

● **WOOL BLANKET PIECES** in 10 bright colors suitable for all types of rugs. ● **Prices: 55¢ per pound, 25 pounds or over. Less than 25 pounds, 65¢ per pound.** For only 10¢ per pound extra we will cut the material into 1½ inch, 1 inch, ¾ inch, or ¼ inch strips. ● **Prices f. o. b. Bloomfield. FREE SAMPLES** sent upon request.  
**BLOOMFIELD WOOLEN CO.**  
 DEPT. WO-9 BLOOMFIELD, INDIANA



## Help Yourself To BIG MONEY!

**SELL CHRISTMAS CARDS 50 FOR \$1**  
 It's EASY! Make big Extra Money taking orders for gorgeous NAME-IMPRINTED Christmas Cards at 50 for \$1, up. They sell quickly from FREE Samples. You pocket amazing earnings! Big line of Christmas and Everyday Assortments, including 21-Card FEATURE, pays up to 50¢ cash on fast \$1 sales! Gift Wraps, Religious, many more. Also Personal Stationery. Get FREE Samples, Feature on approval. Write!

WITH NAME

GET FREE SAMPLES

**ARTISTIC CARD CO., INC.**  
 477 WAY STREET ELMIRA, N. Y.

## NOW ... Put your own

dainty edges on  
 Imported Irish Linen  
 Hemstitched  
**HANDKERCHIEFS**  
 Choose your color.



## WONDERFUL GIFTS!

**SAVE MONEY** on your next gift. Give handkerchiefs of pure Irish linen. Pick your own colors from luscious summer pastels: sky blue, flamingo pink, soft maize, cool green, or snow white. Perfect as gifts for Christmas, weddings, showers, birthdays, etc. Each a full 10⅜ in. square, guaranteed fast color, hemstitched and ready for crocheting or tating of lovely edges. **FREE Instructions** for eight dainty edges. **At no extra cost** we will send a 106-yard ball of variegated famous French C.B. crochet cotton with every three handkerchiefs ordered. Save 50¢ by sending for a dozen at \$3.50. Retail value of finished handkerchiefs is over \$2.00 each.

**YOU MUST BE DELIGHTED OR MONEY BACK!**

Order by color, or one dozen assorted, today. Send cash, check or money order, no C.O.D.'s.

**HANDCRAFT MFG. CO.**

Dept. 9W; 353 5th Ave.  
 New York 16, N. Y.

(Continued from Page 15)

# Making Money at Home



**63 PRACTICAL \$1.00 PROJECTS**

**BIGGEST** dollar's worth of sound, usable home-money-making information ever published... 64 pages and cover, 7"x10" ... more than 100 illustrations... 63 profitable home income projects for men or women... fully detailed; what to do; how to do it; how and where to sell your products or services; where to get materials, supplies and working plans.

**5 DAY RETURN PRIVILEGE**  
No obligation. Order NOW; return if not pleased. Send check, M. O. or dollar bill.

**EARL B. SHIELDS**  
(Author-Publisher)  
107-WB West Wacker Dr.  
Chicago 1, Ill.



in open sp nearest the center square, ch 3, 2 dc in same sp, turn left, 3 dc in empty sp, turn right and make 3 dc in next, continue until you come to the corner. Then follow directions as for first row and also follow the chart—for a portion of the third row is given; turning at right angles and making one complete square full with three dc on each side—just like a box—and then go around and fill the empty sps until you come to the second corner which you make the same as the first.

Every other row changes at the corners. The first one is worked as a complete square and the second is cut across. The last row ends with making the box corner—with six dc around the outside corner. But every other sp will be empty on the edge—the white will show. If you wish to cover that up, make 3 sc in each sp all the way around the mat working right over the thread of the dc in every other sp.

Work 2 rows in color, two rows white, one row red, two rows white, and the last two rows red. See chart given for making the first three rows.

**DIRECT FROM MILL TO YOU**

## Now Crochet WITH NYLON

1250 Yds. NYLON CROCHET # 30  
**GIANT SPOOL**

Your precious hand crochets last forever when you use **LUSTRA DUPONT NYLON**. 100% STRONGER than COTTON... MORE LUSTRE than finest imported cotton—lustre never washes out—washes and dries as easily as Nylon hose—no stretching or starching necessary. Try **LUSTRA NYLON** once—You'll never use cotton again.

Now also available in Sizes 20, 10, 5 & 3 (Proportionate Yardages). USE WITH ANY INSTRUCTION

**only \$1.69**  
2 for \$3.29

**BOOK 13 BEAUTIFUL COLORS..**  
White, Ecru, Dark Ecru, Pink, Yellow, Blue, Black, Green, American Beauty, Scarlet, Brown, Navy and Grey.

**ECONOMY SIZE FULL FIFTH OF A POUND**

**FREE** For Prompt Action—Original Lovely Crochet Patterns sent with order—Yours whether or not you keep Giant Spool.

**SEND NO MONEY**

Send Name and Address. SPECIFY SIZE AND COLOR. Giant Spool shipped C.O.D.—\$1.69 (2 for \$3.29) plus C.O.D. postage or **SEND MONEY—WE PAY POSTAGE**. If not 100% delighted, return Giant Spool and get your money back—Fair enough? But order TODAY.

**LEEWARD MILLS, Dept. 462-L**  
189 West Madison Street, Chicago 2, Illinois



**DO YOU WANT SPENDING MONEY?**

SHOW THESE BEAUTIFUL **Sparkling Tinsel RELIGIOUS MOTTOES**

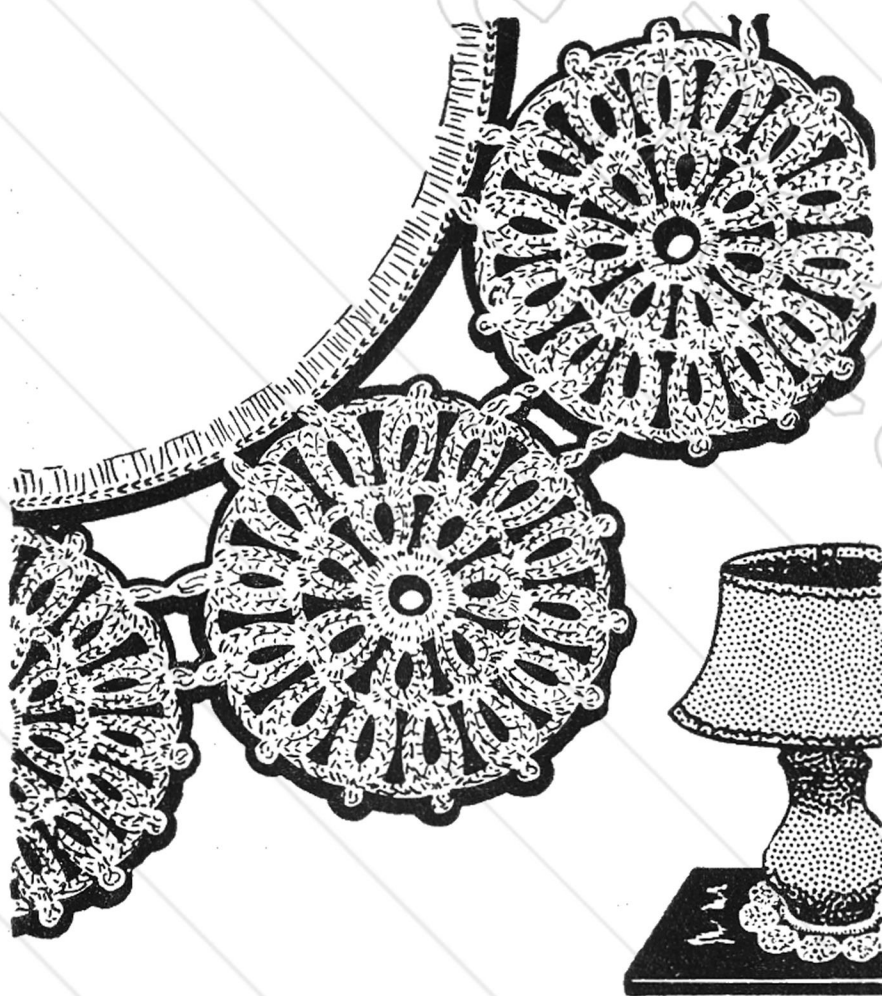
Send no money. We trust you. Write today for trial order beautiful sparkling mottoes. Sell easily to friends and neighbors at 35c each. You keep 10c and return 25c to us for each one sold. Make up to \$2.00 1st hour. We ship postpaid. You risk nothing. Unsold mottoes may be returned for credit. Get started at once. Write us today.

**Kay Sales Co. Dept. 6214-R**  
3138 W. 12th St., Chicago 12, Ill.



## Imitation Tatted Medallion

Crochet this medallion that looks like tating. It is made of number 20 mercerized crochet thread; use a size 7 crochet hook. We have shown these medallions around a linen center. You could also group them together for a vanity or bedroom ensemble. The original was made of white but a color to harmonize with your color scheme would be very pretty. Each medallion is about 2 inches in diameter.



**Abbreviations:** Ch (chain); rnd (round); st (stitch); p (picot); sl st (slip stitch); r (ring); sc (single crochet).

Starting in center, ch 9. Join with sl st in first ch to form a r.

Rnd 1: Work 15 sc in r. Sl st in first sc to join.

Rnd 2: Ch 5, sl st in first ch to form a r, 10 sc in r, sl st over 2 sc of first rnd, make six more rings in the same manner, sl st over 2 sc.

Rnd 3: Sl st in 4 sc up side of r, ch 7, sl st in first ch to make a r, 4 sc in r, ch 3, sl st back in first ch for a p, (2 sc in r, p) twice, 4 sc in r, sl st

(Continued on Page 18)

## Amazing New Alvan Mender RE-KNITS NYLONS LIKE NEW in a few SECONDS

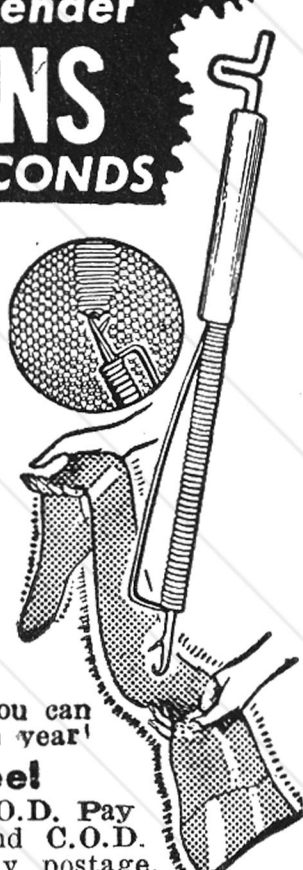
**SIMPLY** move up and down. . . .  
**PRESTO** - A new pair of hosel Mends all runs and snags—wide and narrow - perfectly automatically. So easy you can do it with your eyes shut! Save many dollars. earn money repairing your friends nylons, rayons, silks—service weights as well as sheers. Costs less than one pair of good nylons, yet built to last years. You'll get a thrill out of pocket-size Alvan—the automatic genius mending machine. It's guaranteed 100%, repairs so perfectly you will be astonished! And you, too, may have it on free trial to prove to yourself that you can save 80% of your stocking bills each year!

### Send No Money—Try It Free!

Just send name, address. We send C.O.D. Pay postman only \$1.00 plus postage and C.O.D. fees or send \$1.00 now and we pay postage. Money back in 10 days if not THRILLED!

**Free Instructions! Hurry! Order NOW from**

**ALVAN MENDER CO., DEPT. G  
505 FIFTH AVE. NEW YORK 17, N. Y.**



**AT LAST! SOMETHING NEW AND SENSATIONAL IN  
CHRISTMAS CARDS**

**MAKE Extra MONEY FAST**

Gorgeous Satin Velour & Plastic Show Rich New Cards never before offered. Gets orders FAST! Gorgeous Christmas Cards with Name 50 for \$1 up. Imprinted Stationery, Floral Charmettes, Napkins. 50 other assortments. 60c to \$1.25. Samples on approval. Write **PURO CO., 2801 Locust, Dept. 980L, St. Louis 3, Mo.**

**50 FOR \$1 With Name**

## Make Gorgeous SHELL Floral Brooch and Matching Earrings Easy at home

Quick and easy you can transform SHELLS brought to you from the SOUTH SEAS into the exciting, flattering floral brooch and matching earrings that are now the rage with fashionable women everywhere. It's easy—fun—quick—profitable! Although you might pay over \$7.50 for the finished set, our complete home kit (with dainty yellow and white shells) and easy directions is yours for the unbelievably low price of **ONLY 89c.** (Only tool needed is tweezers and cement—35c extra.)

**Other Designs:**  
Bachelor Button 65c  
Pink Water Lily 70c  
All three Kits, plus tweezers and cement **ONLY \$2.49**

**SEND NO MONEY.** Just mail name and address on a penny postcard. On arrival pay postman 89c, plus C.O.D. postage. Save money! Send cash; we pay postage. Your money back if not delighted.

**Make BIG MONEY! Profits 400% to 800%**

**HOUSE OF HOBBIES, Dept. 29-L, Box 790, Evanston, Ill.**

(Continued from Page 17)

at base of r. Sl st over 2 sc of r below, \* ch 7, sl st at base to make r, 4 sc in r, remove hook and twist ring over, insert hook in last p of previous r, draw ch through, ch 1, (2 sc, p) twice in r, 4 sc in r, sl st at base of r, ch 1 loosely, sl st in 4th sc on next r, ch 7, sl st in first st to form a r, 4 sc in r, ch 1, remove hook and twist ring over, insert hook in last p of previous r, draw ch through, ch 1, (2 sc, p) twice in r, 4 sc in r, sl st at base, sl st over 2 sc in r below; repeat from \* around. Join last p of last r made to first p of first r made, 4 sc in balance of r, ch 1, join with sl st in base of first r made. Fasten and cut thread.

Join adjacent medallions by 2 corresponding picots. Fasten picots to edge of material as shown in illustration.

### Crochet Edge

Here is a picot edge that resembles Irish crochet. If made with size 30 mercerized crochet thread and a number 11 or 12 crochet hook, the edge will be about one inch wide. It makes a nice edge for towels, scarves or table runners.

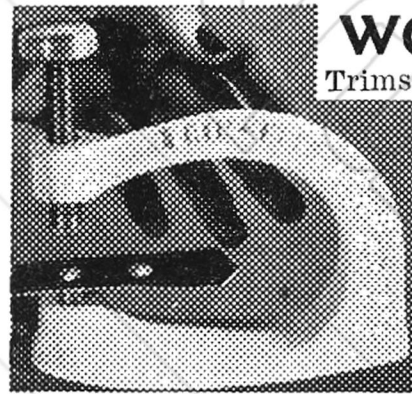
**Abbreviations:** Ch (chain); st (stitch); sk (skip); sl st (slip stitch); sp (space); p (picot); dc (double crochet).

## IRONING BOARD PAD AND COVER



**\$2.00** Fine quality Waffle-Knit Pad, Sanforized Draw-String Cover. Fits any standard ironing board. Provides ideal cushion for better work. Set complete, \$2.00. Chemically-treated STEAM PRESSING CLOTH included if you pay with order.

SIMPLEX CO., 4433 N. Damen, Chicago 25, Ill.




## WORKS MIRACLES

Trims Dresses, Suits, Blouses, Hats, Bags, Belts, etc., etc., with Rhinestones, Sequins, Nailheads, Eyelets, and Fasteners. Works on all materials quickly and easily.

**TRIM-ETTE, now only \$2.98 FREE!** 3 Packets of Rhinestones, Nailheads and Eyelets. Order C.O.D. plus postage, or \$2.98 postpaid. Money back if not delighted.

NEW YORK MAIL ORDER HOUSE, INC.  
220 Fifth Ave., Dept. B-205, New York 1



1/2  
chute  
& cords  
\$7.95  
Plus  
\$1 Postage  
& Handling

**65 Sq. Yds.**  
of White, Brand  
New Gov't Surplus  
**HEAVY  
NYLON  
PARACHUTES**

Heavy quality, white, with 3,000 feet of NYLON CROCHET CORD. Easily dyed. **IDEAL FOR DOZENS OF USES.** Make garments from dept. store patterns—slips, dresses, curtains, lamp-shades, linings, men's, women's, children's underwear, scarfs, slip-covers, etc. (FREE instructions; illustrated designs, easy to follow, included.) **ORDER BY MAIL TODAY.** Send check, or M. O.—add \$1.00 for postage and packing. If C. O. D. send \$1.00 deposit.

ALSO, WHITE PURE SILK PARACHUTES, SAME SIZE, SAME PRICE. **\$14.95** each

AMERICAN AGENCY (Dept. W-6)  
799 BROADWAY, NEW YORK 3, N. Y.

## MAKE EXTRA MONEY with Gorgeous New Christmas Cards

Easy way to make extra cash showing friends, neighbors, co-workers nationally famous WALLACE BROWN "Feature" Christmas Box Assortment... 21 exquisite new designs. Sells for \$1.00; up to 50c profit for you. Also large selection LOW-PRICED name-imprinted Personal Christmas Cards—orders shipped direct to customers. Plus DeLuxe Album of higher-priced Personals. 28 other brilliant Christmas and Everyday Assortments: "On-Stage", Currier & Ives, Gift Wrapping Ensembles, Humorous, Religious, Sensational Plastic Cards, Christmas Carols. Also 16-card All-Occasion Ass't. "Floral" Stationery, new imported Floral Napkins, Children's Book, Gift Items, others. Personal Card Samples FREE. "Feature" 21-Card Box on approval. Rush Coupon Today.

WALLACE BROWN, Inc. 225 Fifth Ave. Dept. C-164  
NEW YORK 10, N. Y.

MAIL  
THIS  
COUPON  
FOR  
SAMPLES


NAME \_\_\_\_\_  
ADDRESS \_\_\_\_\_  
CITY \_\_\_\_\_ STATE \_\_\_\_\_

## SPARE TIME MONEY

### NEW BOOK SHOWS HOW

Make extra time mean extra money. New way to fun and profit. Make 1001 thrilling new things. Easy and fascinating, truly different. No tools, no training needed. Make distinctive jewelry, embed real flowers, butterflies, etc. Rush only 25c for your copy now.

THE CASTOLITE CO., Dept. K-7, Woodstock, Ill.



## Big Tombstone

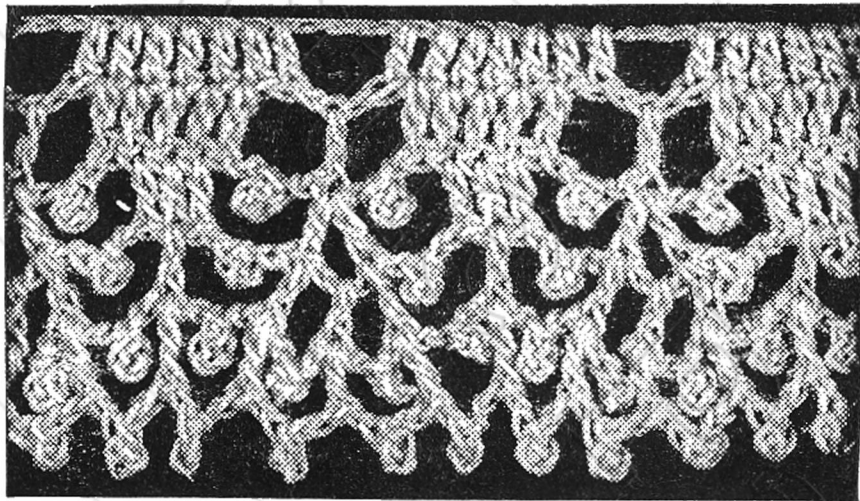
Genuine Marble and Granite Memorials of lasting beauty. Overall size, height 30 in., width 18 in., thickness 8 in. Freight paid. Satisfaction guaranteed Free catalog. American Memorial Co. Dept. A<sup>14</sup>, Atlanta, Ga.

MARBLE  
\$17.95

Make a ch of 113 or a few stitches longer than the edge you wish.

Row 1: Dc in 4th st from hook, dc in each of next 2 sts, \* ch 3, sk 3 sts, dc in each of the next 7 sts, repeat from \* across.

Row 2: Ch 3, turn, dc in each of



the next 2 dc, \* ch 5, sl st in 4th ch from hook for a p, ch 2, dc in sp, ch 5, sl st in 4th ch from hook, ch 2, sk a dc, dc in each of the next 5 dcs, repeat from \* across.

Row 3: Ch 3, dc in dc, ch 5, sl st in 4th ch from hook for a p, \* ch 2, dc in dc, ch 3, dc in same dc (this will be referred to as a shell), ch 5, sl st in 4th ch from hook, ch 2, sk dc, dc in each of next 3 dcs, ch 5, sl st in 4th ch from hook, repeat from \* across.

Row 4: Ch 8, turn, sl st in 4th ch from hook for a p, ch 2, dc in dc, ch 5, sl st in 4th ch from hook; ch 2, dc in shell, ch 5, sl st in 4th ch from hook, dc in dc, ch 5, sl st in 4th ch, ch 2, sk dc, dc in center dc of 3 dc group, repeat across.

Row 5: Ch 8, turn, sl st in 4th ch from hook, ch 2, dc in dc, ch 5, sl st in 4th chain from hook, ch 2, dc in dc, repeat across; fasten off.

## FREE NEEDLE THREADER

**SAVES YOUR EYES — QUICKLY and EASILY THREADS HAND or MACHINE NEEDLES**  
 This simple-to-use needle threader is yours FREE. Quickly threads all needles. Just send us your name and address and enclose only 10c to cover handling and postage. Immediate delivery. We also include FREE sewing information. METRO FASHIONS, 363 Broadway, Dept. T, N.Y. 13

## Sensational Price Cut!

# MIRACLE Stitch Master

WITH THE MAGIC FINGER

Now ONLY **\$3.95**



Our buying power has enabled us to cut the price of Miracle Stitch Master almost in half. This amazing new invention doubles the value of your sewing machine. Now you can do the entire sewing job with professional ease hitherto impossible to do at home.

With the Miracle Stitch Master you can speedily turn out neat, tailored hems, cuffs, edges---in fact, any invisible sewing job, with miraculous speed and proficiency.

Comes to you complete in one unit, ready to attach in an instant. No more costly alterations. Now you can forget the annoyance and bother of trying to hide blind stitches. Pays for itself over and over again.

A fortunate purchase makes this astonishing price reduction possible

~~\$6.95~~  
**\$3.95**

You Get to Keep This Valuable Book "HOW TO SEW SO EASY" **Free** IF NOT SATISFIED

Yes, if you are not simply delighted with your Stitch Master, you may return it for a full refund and keep the book absolutely free as a reward for your interest.

**SEND NO MONEY — MAIL TODAY**

Franklin Wells — Dept. S-90  
 218 W. Chicago Ave. — Chicago 10, Ill.

Rush Miracle STITCH MASTER and Sewing Book. If not delighted I may keep book as a gift and return STITCH MASTER in 5 days for refund.

NAME OF YOUR SEWING MACHINE \_\_\_\_\_

Specify if  Rotary — or  Long Shuttle

Check whether Presser Foot screw is at  Side  Back  Top

I am enclosing \$3.95 Send POSTPAID  
 Send C.O.D. I will pay postman \$3.95 plus postage. Price in Canada add 50c No C.O.D.

Name \_\_\_\_\_  
 Please Print  
 Address \_\_\_\_\_  
 City \_\_\_\_\_ Zone \_\_\_\_\_ State \_\_\_\_\_

# POTTERY AND CERAMICS

(Continued from June Issue)

Closely related to making tiles, because the slab method can be used, is the construction of boxes. These can be used as cigarette boxes, for candy, on the dressing table and for other purposes almost without number. If the pieces are to be kiln fired, the size of the kiln, of course, will limit the size of the piece. If air-hardening clays and enamels are to be used, there will be practically no limit as to shape and size.

The flowers made in the June issue of *The WORKBASKET* could be used to decorate the top—or new ones of other shapes can be devised. A seed or nursery catalog will make a fine textbook for shapes and coloring of flowers and leaves.

To proceed with the box, determine the size you desire, but, let's make it oblong. You will need to make a pattern for the bottom; another for the

sides and one for the ends. The cover or lid can be cut from the same pattern used for the base.

Roll a well wedged ball of your clay a bit thinner than for the tiles—between an eighth and a quarter inch. Place the base pattern on the clay and with a sharp knife, cut out one piece. Cut two pieces from the side pattern and two for the end. Some people prefer to work on a bat from now on; others use the reverse oil cloth surface. The general idea is to place sides and ends upon the base, sealing the seams and keeping the pieces upright.

You may not succeed to your satisfaction the first time. There is only one thing to do—gather it all up into a ball and begin again. That old saying about practice and perfection comes into use here—perhaps more than once,



## JENNIE JUNE CHINA DOLL KITS

You will cherish these antique reproductions which are now available in two sizes. Kits contain head (black, brown, reddish brown or golden blonde), arms, boots, hook for attaching head, complete patterns and instructions for making doll and costume. Dressed as illustrated or in bicycle outfit. Calif. orders add 3% tax. Postage paid. C.O.D. accepted.

13" JENNIE JUNE KIT \$2.70  
undressed \$4.30  
dressed \$5.95

9½" JENNIE JUNE KIT \$2.45  
undressed \$3.45  
dressed \$4.95

MARK FARMER MFG. CO., Box 45-W, Pinole, Calif.

## NEW ART NEEDLECRAFT CATALOG

Hundreds of fascinating designs at amazingly low prices. Embroidery, knitting, crochet, hooked rugs, lamp shades and accessories. Millions of satisfied customers—36th Anniversary. Send 10c to—  
CALIFORNIA HOME-CRAFTS, Box 1151-G9, Pasadena, Calif.

## NOW! ANYONE CAN HAVE PLENTY of HOT WATER QUICK

Summer or Winter—Day or Night

New Pocket-size Portable Electric Water Heater. Regular Price \$2.95

**SPECIAL OFFER NOW... ONLY \$1.98**

Merely place a BOIL-QWIK Portable Electric Water Heater in a receptacle containing water. Plug in the nearest socket... Eureka! In a few minutes **Hot Water**. Thousands use for bath, washing clothes and dishes, shaving, cleaning cream separators, pails, etc. No fires to build, hot water to carry or running to basement to light fires. Read and follow directions before using. The regular price of BOIL-QWIK is \$2.95; but if you'll tell friends about it, to advertise BOIL-QWIK, we will let you have one for only \$1.98 plus tax. **SEND NO MONEY!** Just your name and address. We'll mail heater at once together with **FREE** information telling how you can get a **Second** heater **WITHOUT ONE CENT COST**. On arrival pay postman \$1.98 plus Federal Tax, C. O. D. postal charges. Satisfaction guaranteed or return within 10 days for full refund of purchase price. This special price offer is subject to withdrawal without notice so write today. **SEND NO MONEY!**  
**BOIL-QWIK, 333 N. Michigan, Dept. J.43, Chicago 1, Ill.**



for you may repeat this a second time, even more. But whatever happens, don't be discouraged, don't give up; keep trying and you will succeed.

This trick of building up the sides can be done in several ways. A roll of clay may be placed inside each seam. With the fingers or a wood tool, this roll is smoothed tightly into the corner, thus rounding it gently. At the same time, the fingers seal the joint from the outside and smooth it. How much water is used for the smoothing depends upon fingers, tools, clay and many other things, and must be a result of personal experiment.

Slip may be used to make the joint or seal. Ordinarily this method makes a sharper angle, but a good closed joint can result. Excess slip may be scraped off when the piece is dry—but great care must be used in doing this.

The sides might be built up with coils as previously described. Try sometime, cutting triangular coils from a slab and building up straight sides with these. They are manipulated much as were the circular coils previously mentioned and can be smoothed to an entirely flat surface for a built-up wall.

Before the clay becomes too hard, smooth off the edges of the base. According to the experts, no piece should go straight to the table with a sharp edge. It should be gracefully rounded. This can be done with moistened fingers or later with a tool or fine sandpaper.

Some potters advocate placing such a piece under a moist cloth for a half hour or more, before setting it out to air-dry. While this ripening and drying takes place, the cover or lid might be cut out, using the base pattern.

If desired, the cover might be cut an eighth inch larger all around than



**EARN EXTRA MONEY**  
*Make and Sell*  
ARTIFICIAL FLOWERS, HATS, JEWELRY AND NOVELTIES  
IT'S FUN—EASY  
—PROFITABLE

**START NOW—ORDER THESE PATTERN BOOKS**

- Crepe Paper Flower Pattern Book.....75c
- Wood Fibre Flower Pattern Book.....25c
- Chenille Flower and Novelty Pattern Book.....25c
- Boucle Crocheted Flower Pattern Book.....25c
- Beaded Bag and Accessories Book.....25c
- Parties With Purpose.....25c
- How to Make and Trim Your Own Hats.....\$1.00

**CATALOG OF ALL ARTIFICIAL FLOWER MATERIALS** (Featuring—Wood Fibre, Crepe Paper, Velour Paper, Chenille, Boucle, Pottery, Ming Tree Materials, Over 60 varieties of Leaves, Preservatives, Cloth and Paper Petals, etc.), **JEWELRY CRAFT SUPPLIES, BEADS, SEQUINS, MILLINERY MATERIALS** and many other items. **SENT FREE** with all orders. Send 25c for catalog without order. 25c credit allowed for catalog purchase on orders of \$4.00 or more.

**FLOWER MATERIALS CO., INC.**  
218-O S. Wabash Ave., Chicago 4, Ill.



**NEW "42" THREAD SPOOL HOLDER**

The Unique, New Sewing Aid. Sturdy, handy, compact, convenient. Handiest sewing aid any woman ever had

- Uses little space, yet holds up to 42 full thread spools. Prevents tangled thread
- Holds two embroidery scissors
- Speeds color matching
- Lightweight durable aluminum alloy
- Rose or Pastel Blue
- Wonderfully practical gifts. \$1 plus 10c postage and handling (or with protective transparent cover... \$1.45 pp.)

**COMPLETE** with 42 spools in most widely used colors; 2 scissors; and transparent cover... \$4.95 pp. Please, **\$1** no C. O. D's . . . . . *Unfitted*

**Zierold MANUFACTURING CO.**  
1121-33 Chestnut, Burbank 9, Calif.

the base. To hold the cover and keep it from rattling, a roll of clay should be placed on the under side of the cover, to fit closely inside the box.

A handle or knob may be made of a roll of clay, modeled into any desired shape. Many such boxes, however, are topped with a flower or two. Such decorations should be placed on the box before the clay is hard, using a dab of slip. Firing will join the decoration

quite permanently, if the slip has been carefully placed.

Pansies make easy and colorful decorations. Working with nature as a guide, five thin circles can be cut and joined, making the curves and ruffles with tool and finger. The leaves may be patterned somewhat after the dogwood leaf, scalloping the edge slightly and fluting it to add interest.

Roses may be made by assembling several somewhat circular petals around a center. Or a strip may be rolled after petals have been notched, much as one would roll a ribbon rose. The petals may be curled and bent as desired before the clay becomes dry. Leaves may be cut according to the same shape, then finely notched with a knife or sharp scissors, following a specimen from the garden.

Flowers that have been previously finished cannot be cemented on with slip, but must be fastened with the plastic cement used for costume

jewelry or household purposes.

A round box for candy, cigarettes or jewelry and other uses, would be made in quite the same manner. Begin with a circle for your base, cut around a plate or glass, according to the size desired. The side may be made with a single strip of clay, which should measure about three and a half times the distance across the circle. It would be attached to the circle very much as was done for the box.

For a round object, you may enjoy using the turn table of your electric mixer, to smooth edges or to add decoration. Place a bat on the bowl or base, after the mixer has been removed, and turn it by hand. This is an aid in securing uniform lines for decorating and in getting uniform curves in a piece that has been modeled.

There are many other operations entirely too intricate to handle in the casual manner we have used here. A thorough study of the expertly written text books will be entirely rewarding and will open up to the seeker after real ceramic knowledge the fascinating field of making molds and of pouring slip into these in the many forms that become possible. It is possible from such research work, to learn even the building of a kiln, if that is desired.

While many professionals say that pottery cannot be learned by reading and that actual class work is required to learn, several studios do offer courses in pottery and ceramics by mail, as well as resident courses in their schools. It has been our desire in these pages, not so much to teach the craft, as to interest our readers in trying their hands at a bit of modeling. We hope that in working with clay some of you may have found their experiment so fascinating that you desire to go on. We would refer you to the text books and studios listed at the end of the first article of the series.



### Make Colorful Sea Shell Jewelry and Many Crafts, Easily!

Just out! Catalog No. 15. 38 illustrated pages. **FREE INSTRUCTIONS!** Hundreds of kits 20c up; **DESIGN OF THE MONTH CLUB;** special kits for groups & schools; complete wholesale **SHELL-CRAFT & CRAFT** supplies for individuals & stores.

**SHELART--3203 6th St., South,  
St. Petersburg, Fla.  
"THE SOUTH'S LARGEST CRAFT  
CENTER"**

## FREE CATALOG SAVE ON Cottons!



Now... real savings that help you **Beat High Prices** on family and home cottons! Write today for **FREE** Catalog of thrilling cotton values, in shirts, dresses, underwear, children's wear, prints and fabrics, towels, sheets, etc. Satisfaction guaranteed. See how **South Carolina Mills** **LOWER PRICES** can **SAVE YOU MONEY!** Rush name for **FREE** catalog today!

**SOUTH CAROLINA MILLS, Dept. 629 Spartanburg, S. C.**

# *Aunt Ellen's* CLUB NOTES

---

## What Clubs Are Doing

As the fall season begins, clubs are making plans for their annual programs. There is great joy when they can have their annual achievement program and display some of the articles they have made, enjoy an all day meeting and make plans for the coming year.

The making of quilts was strictly an early American craft; however, it has proved popular down through the years and today, we find that it still retains its place at the head of the list with other needlework. One club had a quilt display at a Better Homes show near them; the lovely quilts were admired by all who viewed them.

Two club members of a particular Aunt Ellen Club were chosen as judges for the women's needlework booth of the adjoining county fair. They related that they brought back many ideas that can be passed on to other members of their club.

Aunt Ellen club members in a southern state recently gave a report at their annual women's day meeting on the county health program that they had sponsored. Conditions that were unsafe and unhealthy to general well-being had been much improved over what they were in the beginning of the campaign.

A very musical and talented club writes that they have reorganized their club chorus. This group has proved to be wonderful entertainment for all the local organizations in their com-

munity. This makes the third successive year that they have had their club chorus.

Textile painting has been the highlight for one Aunt Ellen club recently. The club sponsor writes that none of the members had done any of it. They invited an extension specialist to give a demonstration. The members could hardly wait to do some textile painting of their own. Several members have made some very pretty things; some have made items for bazaars.

---

## Roll Call Suggestions

1. Ideas for jiffy refreshments.
2. A sewing aid.
3. Favorite fall flower.

---

## PROGRAM SUGGESTION

*(Continued from August)*

---

### HOW YOU CAN MAKE YOUR OWN PATTERN AND GLOVES

Lovely fabric and leather gloves highlight any ensemble and accentuate your costume with color and style. You can make gloves suitable for all occasions from a variety of leather materials; cotton, rayon, nylon or wool fabrics; or a combination of any desired materials or fabrics, to match your costume or to contrast. Embroider, decorate with ornamental stitching, applique; or use beads, buttons or sequins for trim.

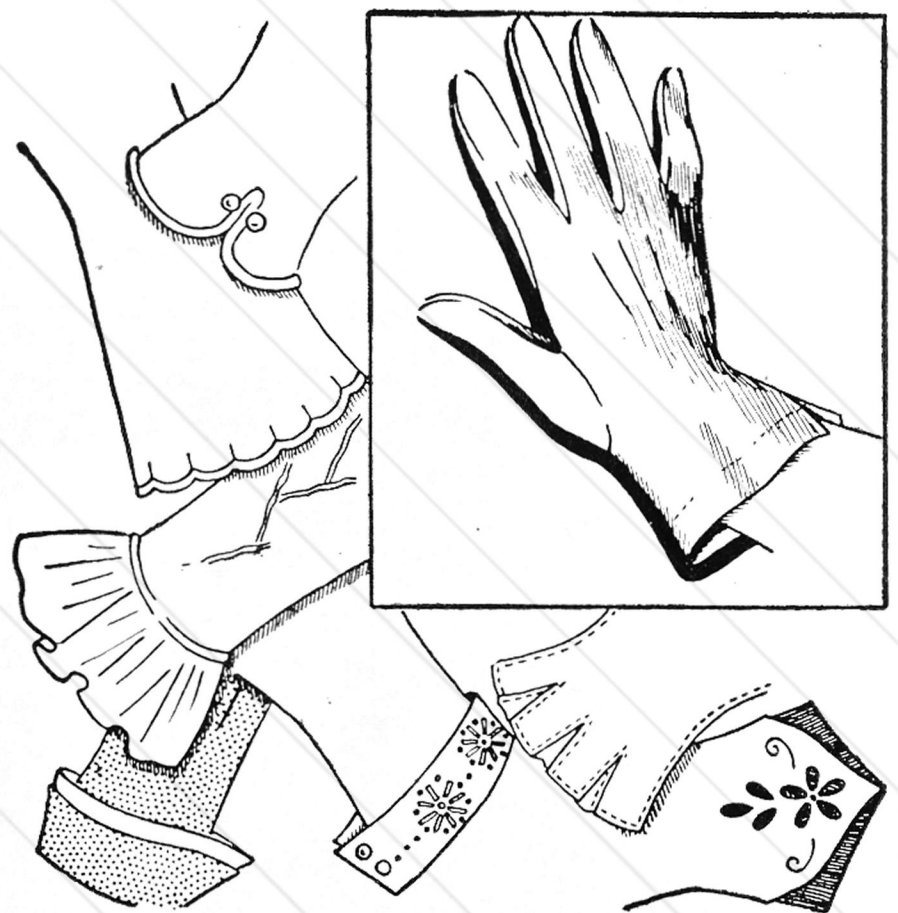
Would you like to make a pattern from which you can make your very own gloves? It is quite easy, and your glove will conform precisely to YOUR hand; the long or short fingered hand need no longer be a problem.

Make your pattern on paper, then fashion a practice glove from muslin or other inexpensive material, to make any necessary alterations before cutting into precious leather or fabrics.

Fold a 15 inch square of paper through the center and place the left hand on it about two inches from the top, with fold and index finger in line. Fingers should not be spread apart, but held fairly close together. With a pencil, run a line around tips of fingers and along outer or little finger side of hand.

Make a penciled dot at base of fingers—there will be three dots. Make another dot to mark the joint at base of thumb. With a ruler, draw straight lines connecting the dots with their corresponding points at tips of fingers.

Keeping the pattern folded, make



pin pricks through both sides at the three dots, thus marking what will become the back of the glove. Make pencil dots exactly a half inch below the pin pricks and draw lines between fingers to correspond with palm side. Make three more dots a half inch below the ends of lines; these will mark the beginning of the conventional lines of tucking or stitching, called silking.

Draw a straight line from the middle dot  $2\frac{1}{4}$  inches toward the cuff. Draw lines from each side dot, the same length, but converging slightly toward the center line. Many makers of fabric gloves like to draw a faint line diagonal or in true bias to the center silking line, to act as a guide in laying pattern bias.

A half inch from the center fold, trace the opening for the thumb (see illustration), given inside the thumb piece; the curve is to be placed at marking of thumb joint and the A-B slash runs parallel to fold. For a larger size opening for thumb, increase the curve beginning about  $\frac{3}{4}$  of an inch below the point marked B and extend around to D. Cut out this opening and slash between fingers.


**RUG MAKER**



It's easy to make chenille type rugs out of yarn or other material on ANY sewing machine with this handy attachment. Also does one or two piece thread hemstitching, tucking, picoting and makes lovely moss fringe for curtains, draperies or slip-covers.

**Both for \$1.00**

**SOCK DARNER**



Darn socks or stockings quickly on ANY sewing machine instead of by hand. Also makes buttonholes, sews buttons, applique, zippers, mends tears, overcasts seams and does quilting. Easy directions included. SEND NO MONEY—Merely rush your name, address and pay postman \$1.00 plus postage on arrival, or send delighted, return in ten days for your \$1.00 back.

LELANE CO., Dept. W99B, Box 571, Kans. City 10, Mo.

**Thrilling Work COLORING PHOTOS at Home**

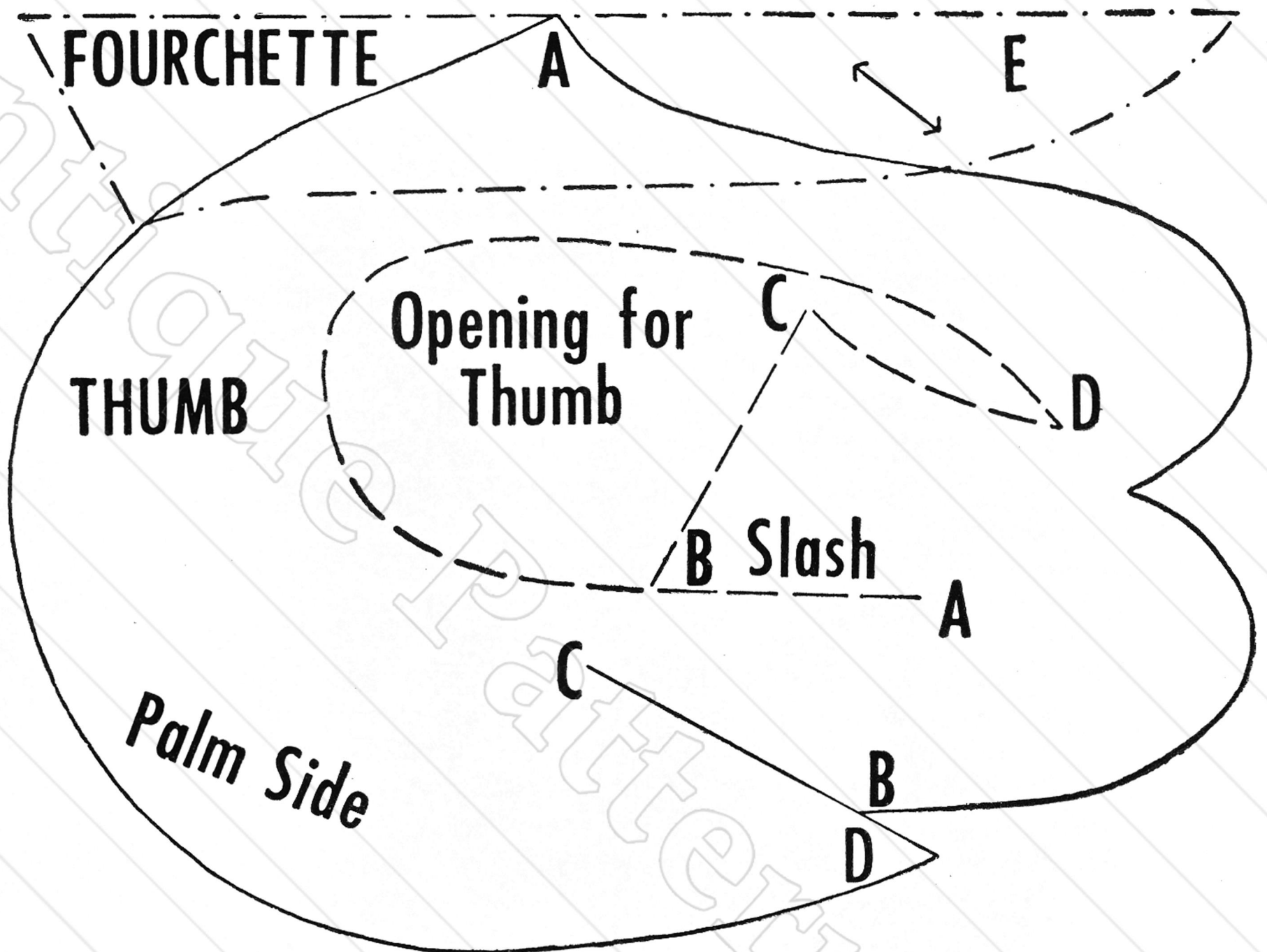
Fascinating hobby and vocation learned at home by average man or woman who is artistically inclined. Work full or spare time. Modern method brings out natural, life-like colors. Many have earned while learning. FREE BOOKLET tells how to get started doing this delightful home work for photographers, stores, individuals, and friends. Send today for your copy. No obligation.

**EASY TO LEARN**

**NATIONAL PHOTO COLORING SCHOOL**  
1315 S. Michigan Ave., Dept. 1526 Chicago 5, Ill.







It is to be noted that the slashes are longer for the back than for the palm, to conform to the actual shape of the hand. The fourchettes are to be placed to correspond, the longer point on top or back of hand.

Cut two hands, two thumbs and twelve fourchettes or finger pieces (patterns given). Cut half of all pieces in reverse. Sew pairs of fourchettes between all fingers. Sew two fourchettes together at diagonal end, right sides together. Pin, seam inside, starting at this seam outward—and point on back of glove—to end of finger. The fourchettes will be too long for shorter fingers and should be trimmed to correct length after stitching. Make  $\frac{1}{8}$  inch seams on outside of glove. Fold thumb together matching A, B, C and D; sew thumb into glove. Slash hand from A to B, thumb B to C. If inside

seams are desired, add  $\frac{1}{8}$  inch to pattern. Trim seams before turning.

The glove may become a shortie or longer, as desired. Glove lengths are measured in "button lengths," allowing about one inch per button above the base of the thumb seam. Add desired stitching or trim for finishing gloves.

### Washing Gloves

Fabric gloves and some leathers, if sold as washable, may be laundered successfully in the home, if properly done. Squeeze rich, luke-warm soap suds through gloves, do not rub. Rinse thoroughly and roll in towel to remove any excess moisture. Lay on flat surface and shape gloves gently. Dry away from heat. Sometimes dark or bright colored gloves streak; this can usually be prevented by absorbing all moisture

## **LARSON LEATHERCRAFT** **FOR PLEASURE AND PROFIT**

Make your own money-saving leather items—gloves, belts, purses, woolskin toys, 100 other items. Easy to assemble. Send 10 cents today for big new catalog of largest supply in U. S.

**J. C. LARSON CO., INC.**  
Dept. S, 820 S. Tripp Ave., Chicago, Ill.

with paper towels or cloths, until almost dry.

Draw an outline of wool gloves or mitts before washing and follow same

procedure as for fabric gloves. Pin or shape to outline and dry in airy place.

Pigskin gloves that are washable, are best washed on the hands, rinse in clean, warm soap suds. Roll in towel to absorb excess moisture, then place on hands to shape and partially dry. Remove, place on flat surface and allow to dry in a airy place away from heat. Rub the gloves as they dry to prevent any stiffness. After gloves have dried, place on hand for final shaping.

---

### **Sources Of Glove Leather Supply**

*J. L. Hammett Co.*  
290 Maine St.  
Cambridge, Mass.

*Russo Handicraft Supplies*  
239 South Spring St.  
Los Angeles 12, Calif.

*Art Handicrafts Leather Co.*  
26 Frankfort St.  
New York, N. Y.

*Fellowcrafters, Inc.*  
24-28 Oliver St.  
Boston 16, Mass.

*Burgess Handicraft Stores*  
180 N. Wabash Ave.  
Chicago 1, Ill.

*William Dixon, Inc.*  
32-36 E. Kinney St.  
Newark 1, N. J.

*J. C. Larson*  
820 S. Tripp Ave.  
Chicago 24, Ill.

*Fred Mueller, Inc.*  
1415-19 Larimer St.  
Denver 2, Colo.

---

### **Recreational Hour**

**Know Your States**—Divide players into two groups. Alternate questions to players on each team. If one misses the question or doesn't answer within 15 seconds, the opponent gets the same question. The team with the most players at the end wins.

1. Name 3 states which begin with C.
2. Name 3 of the 4 states which begin with Mi.
3. Name 2 states which end in S.
4. Name 2 states which end in N.
5. Name 3 states which begin with O.
6. Name 3 of the 4 states which begin with New.
7. Name 2 states which border on

Canada west of the Great Lakes.

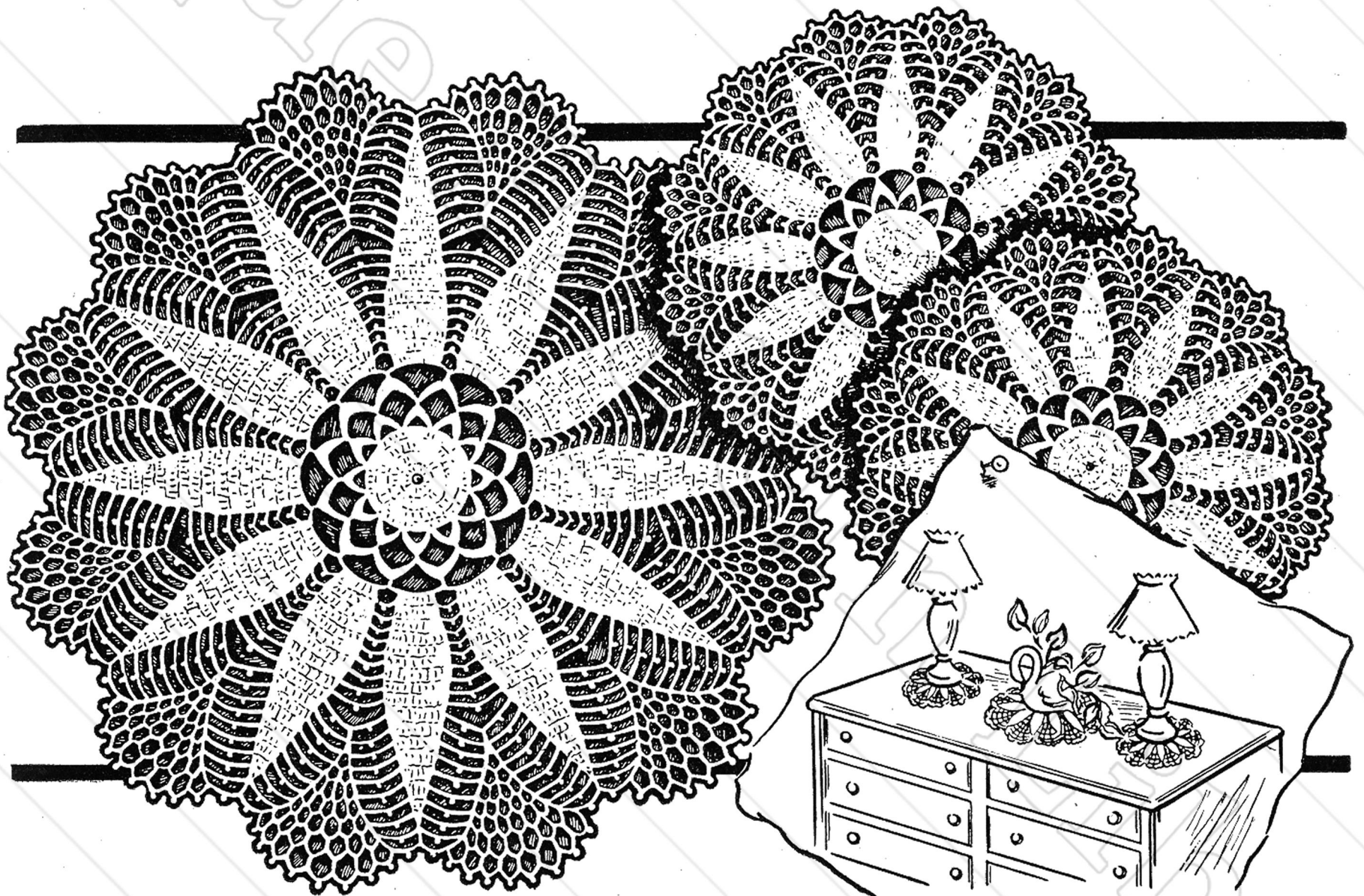
8. Name 2 states which border on the Gulf of Mexico.
9. Name 3 states on the Pacific coast.
10. Name 2 states which border on Mexico.

Answers—1. California, Colorado, Connecticut; 2. Missouri, Minnesota, Michigan, Mississippi; 3. Kansas, Texas, Illinois, Arkansas, Massachusetts; 4. Washington, Wisconsin, Oregon, Michigan; 5. Ohio, Oklahoma, Oregon; 6. New York, New Jersey, New Mexico; 7. Washington, Idaho, Montana, North Dakota, Minnesota; 8. Mississippi, Texas, Louisiana, Alabama, Florida; 9. Washington, Oregon, California; 10. Texas, New Mexico, Arizona, California.

## POINTS AND PICOTS

This is a very versatile pattern and is lovely made up. Ecrú, white or a color would be very pretty. The original buffet set was made in size 30 mercerized crochet thread; use a size 12 crochet hook. The large doily measures about 15½ inches in diameter; the small one 9 inches.

**Abbreviations:** Ch (chain); st (stitch); sl st (slip stitch); sk (skip); rnd (round); lp (loop); sp (space); sc (single crochet); hdc (half double crochet)—thread over hook, insert in st and draw lp up, this makes 3 lps on hook, thread over and draw through all 3 lps on hook; dc (double crochet);



*Amazing New Plan!*  
**DRESS for YOU**  
**FOR ORDERING 3!**

Thrilling new plan! Your choice of gorgeous new dress in your favorite style, size and color... **GIVEN TO YOU** for sending orders for only 3 dresses for friends, neighbors or members of your family. **THAT'S ALL...** and your own dress is included without paying one cent.

**FREE SAMPLES!** Write for big Style Presentation showing scores of latest fashions—actual sample fabrics in wool, rayon, cotton dresses; lingerie, hosiery, children's wear, sportswear, suits, etc. No money needed. **EARN CASH TOO—Up to \$22 a Week in Spare Time!** You can get complete wardrobe and **earn cash too...** up to \$22 in a week *in spare time—easy!* Write!

**Harford Frocks, Dept. A-309, Cincinnati 25, Ohio**

**WOMEN**  
**Earn**  
**Money**  
**With Form**  
**Tailored**  
**LINGERIE**

**WRITE FOR FREE OUTFIT**

Women go wild about "Form-Tailored" Lingerie—new, glamorous styling, new kind of fitting, high quality workmanship. Low prices bring quick orders. Also fine hosiery, girdles and underwear for the whole family. If you want money, full or spare time, write today for complete, beautiful, illustrated Style Equipment, sent **ABSOLUTELY FREE.**

**WORLD'S STAR-MALLOCH**  
Dept. P-76 Grand Rapids, Mich.

**MAKE JEWELRY AND NOVELTIES**  
**EASILY AT HOME**

We have thousands of pounds of fine broken jewelry at sacrifice prices. Most of these fine pieces can be easily repaired at home for your own use or to sell to friends. Rings, bracelets, brooches, etc. Only \$2.00 per pound. Limit 5 pounds to an order. Rush order today.

**B. LOWE — Dept. WB**

Holland Bldg.

St. Louis, Mo.

tr (treble)—thread over hook twice and work off 2 lps at a time; p (picot); dtr (double treble)—thread over hook 3 times and work off 2 lps at a time.

**Large Doily**—Ch 10, sl st in first st to form a ring.

Rnd 1: Ch 3, 29 dc in ring, sl st in third st of ch 3.

Rnd 2: Ch 3, 2 dc in each of 29 dc of last rnd, sl st in third st of ch 3.

Rnds 3 and 4: Ch 3, dc in each dc around, end with sl st in third st of ch 3, working in 14 more dc in last rnd, for a total of 72; sl st to beginning.

Rnd 5: \* Ch 12, sk 5 dc, sc in next dc; repeat from \* 11 times.

Rnd 6: Into each ch lp, make 3 sc, 2 hdc, 3 dc, 2 hdc, and 3 sc.

Rnd 7: Sl st to center dc in next lp, \* ch 14, sc in center dc of next lp, repeat from \* 11 times.

Rnd 8: Into each ch lp, make 3 sc, 3 hdc, 6 dc, 3 hdc and 3 sc.

Rnd 9: Sl st to center dc in next lp, ch 18, dc in center dc of next lp. \* Ch 15, dc in center dc of next lp, repeat from \* 11 times and join with sl st in third st of beginning ch.


Rnd 10: Ch 4, 18 tr in sp, \* ch 5, sl st in 4th st from hook to make a p (all ps will be made by sl st in 4th st), ch 1, 19 tr in next sp, repeat around from \*, end with ch 5, p, then ch 1 and sl st in 4th st of first ch 4.

Rnd 11: Sl st to first tr, ch 4, tr in each of next 17 tr, \* ch 7, p, ch 3, tr in 17 tr, repeat from \* around, end with ch 7, p, ch 3, sl st in 4th st of ch 4.

Rnd 12, 13, 14, 15, 16, 17, 18: The same as last rnd but decreasing 1 tr in each tr group and adding 1 ch before and after each p.

## FLOWER DOILIES— FLOWER EDGINGS with Star Brand Crochet Cotton

*Easy to  
Crochet*



### NEW BOOKS—10¢ each

New! Flower Doilies with new versions of pansy and ruffled doilies — rose hot-plate mat also—Book 64. Flower edgings for handkerchiefs, linens and lingerie—Book 65. Roses, daisies, forget-me-nots, many others. Send 10¢ for each book. (Allow 3 weeks delivery.)

The American Thread Co., Inc., Dept. W-9  
P. O. Box 917, Church Street Station, N. Y. 8, N. Y.

- |   |  |
|---|--|
| <input type="checkbox"/> No. 65 Flower Edgings          | <input type="checkbox"/> No. 61 Handkerchief Edgings |
| <input type="checkbox"/> No. 64 Flower Doilies          | <input type="checkbox"/> No. 60 Socks and Mittens    |
| <input type="checkbox"/> No. 63 New Rugs for Every Room | <input type="checkbox"/> No. 59 Ruffled Doilies      |
| <input type="checkbox"/> No. 62 Beginner's Manual       | <input type="checkbox"/> No. 55 Pot Holders          |

Name (please print).....

Address.....

City..... Zone.....

State..... Enclosed \$..... (10¢ each. No stamps, please)

Rnd 19: Sl st in next tr, ch 4, tr in each of next 9 tr, \* ch 14, p, ch 10, p, ch 10, tr in each of next 10 tr, repeat from \* around, end with sl st to top of first ch.

Rnd 20: Sl st in next tr, ch 4, tr in each of next 8 tr, \* ch 12, p, ch 6, tr between ps, ch 10, p, ch 8, 9 tr, repeat from \* around, end with sl st.

Rnd 21: Sl st in next tr, ch 4, tr in each of next 7 tr, \* ch 12, p, ch 6, 2 tr in next tr, ch 10, p, ch 8, 8 tr,

repeat from \*, end with sl st.

Rnd 22: Sl st in next tr, ch 4, tr in each of next 6 tr, \* ch 12, p, ch 6, tr in next tr, ch 3, tr in next tr, ch 10, p, ch 8, 7 tr, repeat from \* around, end with sl st.

Rnd 23: Sl st in next tr, ch 4, tr in each of next 5 tr, \* ch 12, p, ch 6, tr in tr, ch 3, tr in sp, ch 3, tr in tr, ch 10, p, ch 8, 6 tr, repeat from \* around, end with sl st.

Rnd 24: Sl st in next tr, ch 4, tr in each of next 4 tr, \* ch 12, p, ch 6, tr in tr, (ch 3, tr in sp, ch 3, tr in tr) twice, ch 10, p, ch 8, 5 tr, repeat from \* around, end with sl st.

Rnd 25: Sl st in next tr, ch 4, tr in each of next 3 tr, \* ch 12, p, ch 6, tr in first tr, (ch 3, tr in sp) 4 times, ch 3, tr in tr, ch 10, p, ch 8, 4 tr, repeat from \*, end with sl st.

Rnd 26: Sl st in next tr, ch 4, 2 tr, \* ch 12, p, ch 6, tr in tr, (ch 3, tr in sp) 5 times, ch 3, tr in tr, ch 10, p, ch 8, 3 tr, repeat from \* around, end with sl st.

Rnd 27: Sl st in next tr, ch 4, 1 tr, \* ch 12, p, ch 6, tr in next tr, (ch 3, dtr in sp) 6 times, ch 3, tr in tr, ch 10, p, ch 8, 2 tr, repeat from \*, end as before.

Rnd 28: Sl st in tr, ch 4, \* ch 9, p, ch 4, tr in tr, (ch 7, p, ch 3, dtr in sp) 7 times, ch 7, p, ch 3, tr in tr, repeat around, end with sl st, fasten and cut thread.

### Small Doily

Follow directions for large doily to and including 7th rnd.

Rnd 8: Sl st in lp, ch 4, 9 tr in lp, \* ch 6, p, ch 2, 10 tr in next sp, repeat from \*, end with ch 6, p, ch 2, sl st in 4th st of ch 4.

Rnd 9: Sl st in next tr, ch 4, tr in each of next 8 tr, ch 7, p, ch 3, \* tr in each of next 9 tr, ch 7, p, ch 3, repeat

# LOSES 40 lbs.

Listening  
to  
Music



"I Lost  
40 lbs. in 3 Mos.  
I never felt better in  
all my life."

Mrs. Betty Blazek, Chicago

**"GET THIN TO MUSIC"**  
with WALLACE Reducing Records

Prove to yourself, in 7 days at home, the WALLACE Method can help YOU take off excessive weight. Reduce waistline and bulging hips. FEEL BETTER the first day—WEIGH LESS in a week.

**NO STARVATION DIETS—NO DRUGS.** The WALLACE Method works with Nature. It safely brings quick, satisfying results. Reducing the WALLACE WAY is play—it's fun to "GET THIN TO MUSIC."

**SEND NO MONEY.** Simply fill in and mail coupon below. By return mail, postage prepaid, you'll receive the first WALLACE Reducing Phonograph Record and Lesson on 7 days' FREE trial. Sent in plain wrapper. No obligation. This offer is open only to women over 18. Address:

WALLACE, Suite 1393  
154 E. Erie St., Chicago 11, Ill.

WALLACE  
Creator of  
"Get Thin to  
Music" Radio  
Program



WALLACE, Suite 1393

154 E. Erie St., Chicago 11, Ill.

Please send me FREE and postpaid your Reducing Record and Lesson on 7 days' FREE TRIAL. I am over 18.

Name.....

Address.....

City.....Zone.....State.....

from \* around, end with ch 3, sl st in 4th st of ch 4.

Rnd 10: Sl st in next tr, ch 4, tr

in each of next 7 trs, \* ch 8, p, ch 4, tr in each of next 8 tr, repeat from \* around, end with ch 4, sl st in 4th st of ch 4.

Rnd 11: Sl st in next tr, ch 4, tr in each of next 6 tr, (ch 8, p) twice, ch 4, tr in 7 tr, repeat around, ending as before.

Rnd 12: Sl st in next tr, ch 4, tr in each of next 5 tr, \* ch 8, p, ch 4, tr between ps, ch 8, p, ch 4, tr in each of next 6 tr, end as before.

Rnd 13: Same as last rnd except 5 tr in tr group and 2 tr in the one tr between chs.

Rnd 14: Sl st to next tr, ch 4, tr in each of next 3 tr, \* ch 8, p, ch 4, tr in next tr, ch 3, tr in tr, ch 8, p, ch 4, tr in each of next 4 tr, repeat from \* around, end as before.

Rnd 15: Sl st to next tr, ch 4, tr in 2 tr, \* ch 8, p, ch 4, tr in tr, ch 3, tr in sp, ch 3, tr in tr, ch 8, p, ch 4, tr in each of next 3 tr, repeat from \* around, end as before.

Rnd 16: Sl st in next tr, ch 4, tr in tr, \* ch 8, p, ch 4, tr in tr, (ch 3, dtr in sp, ch 3, dtr in tr) twice, ch 8, p, ch 4, 2 tr, repeat from \* around, end as before.

Rnd 17: Sl st to next tr, ch 10, p, ch 2, tr in tr, \* (ch 6, p, ch 2, dtr in sp) 4 times, ch 6, p, ch 2, tr in tr, ch 6, p, ch 2, tr between trs, ch 6, p, ch 2, tr in tr, repeat from \* around, end as before; fasten thread and cut.

Starch pieces lightly and press dry through a damp cloth on the wrong side or stretch and pin to board until dry.

When stitching various materials be sure that you use the proper size needle. Satin, for instance, requires a very fine and sharp pointed needle. While for heavier fabrics, a coarser needle is used.

**IF YOU'RE STOUT**  
**Money-Saving**  
**STYLE BOOK FREE**

Slenderizing Fashions  
 EVERYTHING FOR STOUT WOMEN  
 MAIL FOR COUPON AND LEGS  
 \$29.95  
 Lane Bryant  
 INDIANAPOLIS 17 INDIANA

Mail coupon below for our FREE 92-Page Style Book showing everything new in dresses and coats, cleverly proportioned to make you look slimmer.

The dress pictured is of Superior Spun Rayon and is priced at \$5.95. Choice of long or short sleeves. The collar is convertible. Others \$2.59 to \$25.00. Coats as low as \$12.95. Also hats, corsets, suits, underwear—low-priced.

Mail coupon for Style Book showing hundreds of slimming fashions—all in your size—all at money-saving prices. It's FREE.

SIZES 38 TO 58 BUST  
**\$5.95**

**Lane Bryant** DEPT 50  
 752 EAST MARKET ST.  
 INDIANAPOLIS 17 IND.

LANE BRYANT, Department 50  
 752 East Market Street, Indianapolis 17, Ind.  
 Please rush FREE Style Book for stout women.

Name \_\_\_\_\_  
 Address \_\_\_\_\_  
 Post Office \_\_\_\_\_ State \_\_\_\_\_

## ALL-OVER CROCHETING FOR DRESSES

A letter from a reader in Florida suggests that there are other uses for the designs in medallions and chair sets. Shops in that part of the country are showing all-over-lace dresses, and she has made one, using a filet design with daffodils. There are many rose designs for filet that would be equally pretty and many of the strictly geometric and conventional designs can be utilized as well. There are many all-over designs that would be usable.

This reader works from a dress pattern that fits well. If a new pattern is to be used, it might be cut from an old sheet that is past mending or from inexpensive muslin. After basting in darts and tucks, this may be pin-fitted to perfection. Then seam allowances should be cut off, because in seaming pieces that have been crocheted, the edges are closely whipped together without turning in any of the piece.

Crochet or knit in a simple stitch each piece as specified by the shape of the pattern. The shaping can be done by increasing with two spaces in one for filet or by making additional pattern stitches in some other all-over lace; decreases are made by working several stitches of the pattern together where desired. Even gathers can be worked in with the crochet hook or the knitting needles by working a series of two or three stitches into one of the previous row. To shape the sides of a piece, two stitches in the last of

previous row several times, will taper or shape any line as needed. Sleeve tops should be carefully shaped or should be made in one piece with the bodice, using a shoulder seam.

Follow very closely the muslin or paper pattern and block each piece to its exact shape and size before whipping them together. Then press the seams carefully.

## MEND as you IRON



**WITHOUT NEEDLE and THREAD**

**NEW PLASTIC TAPE!** Mends without sewing, as you iron! Quickly, easily, mends holes, tears, snags, worn spots in shirts, blouses, coats, dresses, trousers, underwear, hosiery, bedsheets, towels, tablecloths, etc. Mends are smooth and neat. No lumps. Will not come off; stands washing, dry-cleaning. Save many hours of tedious mending & darning. Save money! **Sells like wild!**

**SAMPLES for AGENTS** immediately to all who send name at once. A penny postal will do. **Send no money, just your name.**  
KRISTEE CO., 1652 Bar St., Akron, Ohio

## 1000 NEW BUTTONS




All kinds in all sizes and colors. Many COMPLETE SETS included. ALL NEW and usable.

**400 DE LUXE QUALITY \$1 BUTTONS**

Beautiful, expensive quality! Fancy metal, jewel, etc. All sizes, colors! Numerous COMPLETE SETS of 6 to 12 matching buttons included! ALL NEW, no culls! FREE to anyone—assortment lovely BUCKLES, value up to \$1! Order NOW! State whether 1000 or 400 buttons wanted. (Buckles with De Luxe only.) SEND NO MONEY! Pay mailman \$1 and postage, or send \$1 and WE pay postage. Money back guarantee! **BUTTON MART, Dept. 129J 510 St. Charles, St. Louis, Mo.**

## EMBROIDERY - APPLIQUE



Make beautiful embroidery with your sewing machine. Easy-to-use attachment fits all makes. Makes finest embroidery and applique on linens, silks, bedspreads, blouses, etc. Amazingly simple.

**\$1. FANCY QUILTING**

Easier, faster by machine with this attachment. Also do professional mending, sew zippers, darn stockings, attach buttons.

## 100 NEEDLEWORK DESIGNS

New package embroidery, quilting and applique designs. Attachment and complete, easy directions with big package of 100 designs. SEND NO MONEY. Mail name and address. Pay postman \$1.00 plus C.O.D. postage. SAVE—send cash, we pay postage. If not delighted return for \$1.00 back. **Guaranteed.**

**FREE CATALOG**  
BOND-CRAFT, Dept. 199B, Box 644, Kansas City 10, Mo.

## If it's Money You Need, Make it Quickly!

## Sell PHILLIPS CHRISTMAS CARDS

Easy to earn with these super-values! Just show FREE Samples of Christmas Cards WITH NAME. At 50 for \$1.25 and up, friends buy in a jiffy. Big profits! Up to 50c is yours on 21-card \$1 Assortment, Address Book, Date Book, Finance Book, Children's Book, many other Christmas and Everyday Boxes, Stationery. Free Imprint Samples, 21-Card Box on approval.  
**PHILLIPS CARD CO. 838 HUNT ST., NEWTON, MASS.**



# Cover that Bare Spot with Color WITH A RUG

Brighten your home with color and the soft warmth of these crocheted and fluff rugs. Here are a dozen favorite designs to choose from... to make yourself—for the fireside, the entrance hall, the breakfast room, the bedroom, the nursery or the bathroom.



Lily's "*Rugs to Live With*" (Book No. 601) is colorful—suggests color spots for every room in the house. With complete directions... yours for easy rug making. Send this coupon today with just 10 cents in coin (no stamps).

**LILY MILLS COMPANY, Dept. XR, SHELBY, N. C.**

Please send me the Lily Design Book No. 601  
"*Rugs to Live With*," for which I enclose 10c.

NAME \_\_\_\_\_

STREET \_\_\_\_\_

CITY \_\_\_\_\_

ZONE \_\_\_\_\_

STATE \_\_\_\_\_

THIS OFFER GOOD ONLY IN U. S. A.