

THE

November, 1978

# WORKBASKET

1C008908

and HOME ART MAGAZINE

50c

**Boy's pullover  
in knit...sure  
to be a  
favorite**

**Make a Snow-  
man Family  
for table or  
mantle  
decoration**

**Thanksgiving  
recipes you'll  
treasure**



# The World's Most Comfortable Shoe!

## Genuine Leather

Smooth or Sueded  
Not \$25 Not \$20

Here Only **\$9.99**  
WOMEN'S

The closest thing to going barefoot! In wonderful deer-tanned smooth or sueded leather . . . incredibly soft, yet shape-holding. Cosmo-Pedic arch support assures super comfort thru long hours of walking or standing. Stitched collar prevents annoying chafing at ankle. Cushioned insole and crepe sole pampers your foot from heel to toe, morning to night!

Women's Tan, Black or White Smooth Leather;  
Also Brown Sueded Leather . . . \$9.99

WOMEN'S SIZES  
5, 5½, 6, 6½, 7, 7½,  
8, 8½, 9, 9½, 10; ALSO 11  
WIDTHS B, C, D, E, EE, EEE



MEN'S  
**\$14.99**

Men's Tan or Black Smooth Leather;  
Also Brown Sueded Leather . . . \$14.99

MEN'S SIZES  
6½, 7, 7½, 8, 8½, 9, 9½, 10,  
10½, 11, 11½, 12, also 13  
WIDTHS: C, D, E, EE, EEE

Famous  
**CosmoPedic™**

**Lana Lobell**  
Hanover, Penna. 17331



Cosmopedic Arch

Smooth Collarband

Crepe Sole

TRY THEM AT OUR RISK!  
Return Within 14 Days  
For Money Back

**SATISFACTION GUARANTEED! MAIL COUPON TODAY!**

LANA LOBELL, Dept. LM-3543 Hanover, Pa. 17331

Sure, I'll try the world's most comfortable shoes. Please send me:

**WOMEN'S SHOE**

\_\_\_ prs. Women's Tan Leather (M203562B) Size \_\_\_ Width \_\_\_  
\_\_\_ prs. Women's Black Leather (M203687B) Size \_\_\_ Width \_\_\_  
\_\_\_ prs. Women's White Leather (M223693B) Size \_\_\_ Width \_\_\_  
\_\_\_ prs. Women's Brown Sueded (M223784B) Size \_\_\_ Width \_\_\_  
for just \$9.99 pr., plus \$2.00 per pr. postage and handling.

**MEN'S SHOE**

\_\_\_ prs. Men's Tan Leather (M242578B) Size \_\_\_ Width \_\_\_  
\_\_\_ prs. Men's Black Leather (M236802B) Size \_\_\_ Width \_\_\_  
\_\_\_ prs. Men's Brown Sueded (M242586B) Size \_\_\_ Width \_\_\_  
for just \$14.99 pr., plus \$2.25 per pr. postage and handling.

CHARGE IT:  AMERICAN EXPRESS  DINERS' CLUB  
 BANKAMERICARD/VISA  MASTER CHARGE  
 CARTE BLANCHE Interbank #

Acc't # \_\_\_\_\_ Date Expires \_\_\_\_\_  
Enclosed is \_\_\_\_\_


NAME \_\_\_\_\_  
(please print)

ADDRESS \_\_\_\_\_

CITY \_\_\_\_\_ STATE \_\_\_\_\_ ZIP \_\_\_\_\_

© Lana Lobell, 1978

# SPACE-AGE HEET SHEET KEEPS YOU WARM WITHOUT ELECTRICITY



- No Wires!
- No Operating Costs!


**ONLY**  
**\$898**  
(Twin-Size)

**YOUR OWN  
REFLECTED BODY  
HEAT KEEPS YOU  
COZY!**

A space-age "miracle!" Made of Thermalfab . . . the super-effective insulating material developed to protect astronauts in the incredible cold of outer space!

You sleep on it — not under it. Just place the incredible HEET SHEET between your mattress and bottom sheet. INSTANTLY, it retains and reflects your own body heat right back to you . . . keeps you cozy and warm as an electric blanket without a single watt of electricity! And you stay warm all night with your thermostat turned down; you can save plenty on heating bills. Lets you use lighter-weight blankets too — so you awake relaxed and refreshed.

SPACE-AGE HEET SHEET is 100% safe, light-weight and portable. Never gets dirty . . . the special heat-reflecting fabric is stain resistant too, so it even doubles as a mattress pad.



Order one for every bed in your house (special savings on extras). If not delighted, return within 14 days and your money will be refunded in full (except postage & handling). **MAIL COUPON TODAY!**

© 1977 American Consumer Inc., Caroline Rd., Phila. PA 19176

**MAIL NO-RISK COUPON TODAY**

**AMERICAN CONSUMER**, Dept. HSH-131  
Caroline Road, Philadelphia, PA 19176  
Yes! Please send me the SPACE AGE HEET SHEET(S) ordered below:  
 \_\_\_\_\_ (#009) TWIN-SIZE only \$8.98 each (2 for \$16.98)  
 \_\_\_\_\_ (#017) DOUBLE-SIZE only \$9.98 each (2 for \$18.98)  
 \_\_\_\_\_ (#025) KING-SIZE only \$11.98 each (2 for \$22.98)  
 Please add \$1 postage & handling for one Sheet. \$1.50 for two, \$3 for four.  
 If after receiving my order I'm not delighted, I may return it within 14 days and you will refund the full purchase price (except postage & handling).  
 Total amount enclosed \$\_\_\_\_\_ PA residents add 6% sales tax. Check or money order, no CODs please.  
 8558

**CHARGE IT:** (check one) Exp. Date \_\_\_\_\_  
 BankAmericard/Visa     American Express  
 Master Charge bank number \_\_\_\_\_  
 Credit Card # \_\_\_\_\_  
 Name \_\_\_\_\_  
 Address \_\_\_\_\_ Apt. # \_\_\_\_\_  
 City \_\_\_\_\_ State \_\_\_\_\_ Zip \_\_\_\_\_  
 Canadian Customers please send orders to:  
 Mail Store Ltd., Dept. HSH, 312 Rexdale Blvd.  
 Toronto, Ontario M9W1R6  
 (Ontario & Quebec residents add sales tax)

THE  
**WORKBASKET**  
and HOME ARTS MAGAZINE

**NUMBER 2**  
**VOLUME 44**

**NOVEMBER 1978**

JACK TILLOTSON II, Publisher  
MARY IDA SULLIVAN, Editor  
ROMA JEAN RICE, Asst. Edit.  
ARLENE MACKIE, Edit. Asst.

**NEEDLEWORK**

**To Knit**

Boy's Raglan Sleeve Sweater .....	6
Snowman Family .....	8
Angelic Tabard .....	38
Stadium Coat .....	46
Man's Scarf .....	61

**To Crochet**

Sweater and Shoulder Purse .....	10
Long-Legged Clown .....	24
Decorative Muffler .....	37
Square Crochet Doily .....	40
Crochet Hat/Scarf Set .....	58

**To Tat**

Round Twisted Chain Doily .....	22
---------------------------------	----

**MANUSCRIPT**

Christmas Card Lanterns .....	29
Ribbon Christmas Ornaments .....	39

**MISCELLANEOUS  
NEEDLEWORK**

Bargello Pillow .....	63
-----------------------	----

**DEPARTMENTS**

Women Who Make Cents .....	20
----------------------------	----

**Foods**

Holiday Cooking .....	13
With The Cooks .....	18

**Sew 'n Save**

Cosmetic Case .....	27
---------------------	----

**Flower & Garden**

Forum .....	34
House Plants From Cuttings .....	35
Trailing Plants .....	36

**SUBSCRIPTION INFORMATION**

Send Letter & Address Label To:  
Circulation Dept.  
The WORKBASKET  
4251 Pennsylvania  
Kansas City, Mo. 64111

**ADVERTISING INFORMATION**

Address Inquiry To:  
BRADFORD B. REYNOLDS, Adv. Dir.  
The WORKBASKET  
4251 Pennsylvania  
Kansas City, Mo. 64111

The WORKBASKET is published monthly by Modern Handcraft, Inc., 4251 Pennsylvania, Kansas City, Missouri 64111. Second-class postage paid at Kansas City, Missouri, and additional mailing offices. Printed in U.S.A. "Copyright © 1978 Modern Handcraft, Inc."

**SUBSCRIPTION RATES:** Fifty cents a copy. Annual subscription \$3.00 in U.S.A. and Possessions; \$4.00 in Canada and other foreign countries.

**CHANGE OF ADDRESS:** Six weeks advance notice required for change of subscription address. Both old and new addresses with zip codes must be given; mail to The WORKBASKET, P.O. Box 5967, Kansas City, Missouri 64111.

**CONTRIBUTORS:** Every effort will be made to return rejected manuscripts, designs, etc., if accompanied by sufficient return postage. Publisher will not be responsible for any loss of such materials.

**POSTMASTER:** Send form 3579 to: Modern Handcraft, Inc., P.O. Box 5967, Kansas City, Missouri 64111.



**CHRISTMAS SPECIAL! NOT AVAILABLE IN STORES!**

# BING CROSBY'S GREATEST HITS



- Where the Blue of the Night Meets the Gold of the Day • Dear Hearts and Gentle People • Blue Skies • Aren't You Glad You're You • I'll Be Seeing You • I Surrender Dear • Moonlight Becomes You • Just One More Chance • Too-Ra-Loo-Ra-Loo-Ra • Sunday, Monday or Always • Far Away Places • McNamara's Band • Sioux City Sue • Atchison, Topeka and the Santa Fe • Play A Simple Melody—With Son Gary Crosby • Bing with Bob Hope... • Road to Morocco • Put It There Pal • Bing with the Andrews Sisters... • South America. Take It Away • Ac-cent-tchuete the Positive • Bing with Louis Armstrong... • Gone Fishin'

**AUTHORIZED  
COLLECTOR'S  
EDITION**



Over fifty years ago, Harry Lillis Crosby (known as Bing Crosby) started his career in show business. Known as the greatest crooner of his time, he has sold millions of records. Today he is a "living legend"—one of the Greatest Entertainers of all time. Now, for the first time ever, we offer the only authorized collector's edition of Bing Crosby's GREATEST HITS! Now you and your friends can thrill again to Bing's wonderful vocal style as he sings these most memorable selections.

This Golden Collector's Edition of Bing's music will bring you musical memories—starting with his theme song "Where the Blue of the Night Meets the Gold of the Day". Collected for your listening pleasure from Bing's original hits on MCA Records. Who could forget Bing and Bob Hope singing "Road to Morocco", or singing with the Andrews Sisters songs like "South America, Take It Away". Then one of Bing's Greatest Hits "Play a Simple Melody" sung with son Gary.

You'll thrill again to warm ballads like "I'll Be Seeing You", "Far Away Places", "Too-Ra-Loo-Ra-Loo-Ra" from the movie "Going My Way" for which Bing won an Academy Award. What memories will come rushing back when you play this golden record treasury of Bing Crosby. But, don't delay, obey your impulse to order your very own collection today. At these special low prices, these sets are sure to go quickly. Mail for yours today.

**Serving Satisfied Customers for Over 25 Years.**  
Canadian Residents please send orders to:  
Jay Norris Canada Ltd., 8595 Langelier Blvd.  
Dept. 168-65, St. Leonard, Quebec H1P3B6

### MONEY-BACK GUARANTEE

You must be completely satisfied with "Bing Crosby's Greatest Hits" or return for prompt refund of purchase price.

(except shipping and handling)

**JAY NORRIS CORP.** 1977

31 Hanse Ave., Dept. 168-65, Freeport, N.Y. 11521

Please rush me

Full Record Stereo Album #91472 at purchase price of only \$6.99 plus 50¢ shipping and handling.

Stereo 8-Track Tape #91529 at purchase price of only \$8.99 plus 50¢ shipping and handling.

**SPECIAL!** Order TWO or more sets and we pay shipping.

Enclosed is my  check or  money order for \$ \_\_\_\_\_  
Sorry, no C.O.D.'s—(New York residents add sales tax.)

Name \_\_\_\_\_

Address \_\_\_\_\_

City \_\_\_\_\_

State \_\_\_\_\_ Zip \_\_\_\_\_

# Boy's Raglan Sleeve Pullover

(Shown in Color on Front Cover)

Directions are given for size 12 with sizes 14 and 16 in parentheses. Materials needed are about 12 ounces Brunswick "Loden Heather" 4-ply knitting worsted for sizes 12 and 14, 16 ounces for size 16, 4 ounces Brunswick "Straw Heather" for contrasting color, number 5 and 8 standard knitting needles and 1 set number 8 double pointed needles.

## Abbreviations:

MC (main color)	CC (contrasting color)
k (knit)	p (purl)
dec (decrease)	inc (increase)
tog (together)	st (stitch)
sl (slip)	pssso (pass slip stitch over)

**Gauge:** 5 sts equal 1 inch  
7 rows equal 1 inch

**Striped Pattern:** 2 rows CC, 2 rows MC, 2 rows CC, 4 rows MC, 4 rows CC, 4 rows MC, 2 rows CC, 2 rows MC, 2 rows CC.

**BACK:** With number 5 needles and CC, cast on 82 (88, 90) sts. K 1, p 1 in ribbing for 2½ inches. Fasten off CC, join MC, change to number 8 needles, work in stockinette (k 1 row, p 1 row) for 1½ (2, 3) inches.

Work striped pattern and continue to work in MC until piece measures 12 (12½, 14½) inches or desired length to underarm.

**Raglan Shaping:** Bind off 2 sts at beginning of next 2 rows. Dec as follows:

Row 1: K 1, k 2 tog, work to last 3 sts, sl 1, k 1, pssso, k 1.

Row 2: P.

Continue to dec, repeating rows 1 and 2 until 26 (28, 29) dec's have been made. Sl remaining 24 (26, 26) sts onto holder for back of neck.

**FRONT:** Work same as back to armhole. Start raglan shaping same as on back until 4 dec's have been made—70 (76, 78) sts on needle.

**Shape Neck:** Continue to work raglan dec's, bind off center 40 (10, 12)

sts. Join another skein of yarn and work both sides at one time. On k rows, dec 1 st at each neck edge every 6th row 7 (7, 7) times. Continue raglan dec's until no sts are left.

**SLEEVES:** With number 5 needles and CC, cast on 44 (44, 48) sts. K 1, p 1 in ribbing for 2½ (2½, 3) inches. Fasten off CC and join MC. Change to number 8 needles, work in stockinette to desired length to match stripes on sleeves to front and back pieces. For instance, front and back pieces for size 12 measures 12 inches and sleeve length to armhole measures 13½ inches. Therefore, 1½ inches would be added to sleeve before starting stripe pattern.

After working ribbing for cuff, inc 1 st each end of needle on k rows every inch 8 (9, 10) times. Continue to work in stockinette until sleeve measures 13½ (14, 17½) inches.

**Raglan Shaping:** Bind off 2 sts at beginning of next 2 rows. Dec same as on back, dec'ing 1 st each end of needle every 4th row 1 (2, 0) times. Continue to dec 1 st each end of needle every k row 25 (25, 30) times. Sl remaining 4 (4, 4) sts onto holder.

**Finishing:** Sew sleeves to back and front pieces. Sew underarm and sleeve seams. With double pointed needles and MC, right side facing, pick up and k approximately 120 (124, 126) sts around neck edge including sts from all holders. DO NOT PICK UP STS ON BOUND OFF STS AT CENTER FRONT. K 1, p 1 in ribbed rows for 1¾ (1¾, 2) inches. At beginning of each of next 14 rows bind off 6(6, 6) sts in ribbing. Bind off remaining sts in ribbing. Pick up and k 1 st in each bound off st around collar, work 3 rows in garter st (k each row). Bind off sts. Work in ends. With right side facing, overlap left collar on right collar, sew to bound off sts at center front. Block. MARY MARTIN

THERE'S NOTHING SPECIAL ABOUT  
"I bid a club"



## UNLESS YOU DON'T HEAR IT

Today, there is a good chance that you **can** hear better. Possibly with a Beltone hearing aid so tiny it may very well escape notice. Yet it's meticulously crafted to provide the best possible hearability . . .

- . . . with gold, silver and platinum components that resist the corrosive effects of rain, snow and perspiration.
- . . . with solid-state circuitry which increases efficiency and reduces the overall size of every Beltone aid.
- . . . with computer-monitored quality control and printed proof-of-performance to back up performance claims.
- . . . with continuing service by trained Beltone hearing aid specialists to keep hearability at its best.

If you don't want to miss any of the wonderful sounds in your life, find out if a hearing aid can help. Remember the Beltone difference. See your independent authorized Beltone Hearing Aid Dealer for a free hearing test. Or, write Dept. 4747, Beltone Electronics, 4201 W. Victoria St., Chicago, Il. 60646.

**Beltone**<sup>®</sup>  
WHEN A HEARING  
AID WILL HELP

# SNOWMAN FAMILY



To make these cute boutique Snowmen, you need about 4 ounces white, 2 ounces red and 2 ounces green 4-ply yarn; 6 Styrofoam balls, 3 and 4 inches for large snowman, 2½ and 3 inches for medium, 2 and 2½ inches for small and small amounts of black and red felt, number 5 standard knitting needles.

## Abbreviations:

k (knit)	st (stitch)
p (purl)	dec (decrease)
tog (together)	

**NOTE:** Cut flat bottom of top ball and small amount off top and bottom of bottom ball. Glue balls together.

**LARGE SNOWMAN:** With white, cast on 30 sts. Work pattern as follows:

Rows 1, 5: K.

Row 2: P.

Row 3: P to last 3 sts, turn, k back (counts as Row 4). This makes a dec row.

Rows 6, 7, 8: P

Repeat pattern until there are 9 dec sections that fit closely over the snowman's head. Bind off. Sew edges together and pull over two Styrofoam balls.

**HAT:** With red, cast on 44 sts. Work 5 rows ribbing (k 1, p 1), then stockinette (k 1 row, p 1 row) until piece measures 2½ inches.

8 • The WORKBASKET

Across next row, k 2 tog, work 3 rows stockinette, one row k 2 tog. Draw up sts. Sew seam. Add pompon.

**To Make Pompon:** Wind 20 strands yarn over 2-inch cardboard. Tie around center. Cut ends, trim into ball.

**SCARF:** With green, cast on 50 sts. Work 4 rows seed st (k the p, p the k sts), bind off. Add tassels.

**To Make Tassels:** Cut four 4-inch lengths green, pull cut ends through half of scarf end, tie. Repeat for second half of scarf end. Repeat on opposite end of scarf. Trim evenly.

**MRS. SNOWMAN:** With white, cast on 22 sts for body. Work pattern 8 times until there are 8 dec sections. Finish as with large snowman. On dec row, k to last 2 sts, turn.

**HAT** With red, cast on 34 sts. Work 4 rows ribbing, then stockinette for 2 inches, finish dec and hat as large snowman's hat.

**SCARF:** With green, cast on 40 sts. Work 2 rows seed st. Bind off. Add tassels, half the size of large snowman's.

**BABY SNOWMAN:** With white, cast on 16 sts. Work pattern 6 times until there are 6 dec sections. On turn row, work to last 2 sts, turn. Finish as with large snowman.

**HAT:** With red, cast on 27 sts. Work 3 rows ribbing, then stockinette to 1¾ inches. Finish dec and hat as large snowman's hat.

**SCARF:** With green, cast on 35 sts. Work 2 rows seed st. Bind off. Add tassels.

Add faces to snowmen with black felt eyes and red felt mouths, corresponding to snowman's size.



# DON'T THROW AWAY EGG CARTONS

Turn them into beautiful decorations like this angel.

Get FREE directions with PACK-O-FUN!

Imagine the thrill of transforming pastel egg cartons that you hate to throw away into Christmas decorations galore! It's just a sample of the no-cost scrapcraft fun you'll find in every issue of Pack-O-Fun magazine.

You and the kids can turn throwaways of all kinds into things of value. Change plastic bottles, milk cartons, ice-cream sticks, odd socks, spools and such into toys, costumes, castles, stuffed animals, displays, gifts, favors and more.

Get over 800 ideas a year in 10 big issues. Pack-O-Fun is a gold mine for mothers, den leaders, teachers and craft enthusiasts. Directions are so clear, kids can do projects by themselves!

Don't miss all the Christmas decorating ideas in the December Pack-O-Fun. Subscribe today!



## FREE Book

just for trying PACK-O-FUN

If you're not delighted, your money will be refunded.



Pack-O-Fun, Dept. 621, Park Ridge, IL 60068

Please enter my subscription to Pack-O-Fun and send my FREE directions and book.

1 year only \$6 (SAVE \$1.50 off single - copy price)  2 years only \$10 (SAVE \$5 off single - copy price)

Payment enclosed (We'll add 1 issue FREE)  Bill me

Name \_\_\_\_\_

Address \_\_\_\_\_

City, State, Zip \_\_\_\_\_ 60

## Sweater and Shoulder Purse



Models are worked in bright colors in a stripe pattern. Both require about 3 ounces color A, 2 ounces each colors B, C and D sportweight yarn, size H crochet hook and 6 buttons. Directions are for size 4 with changes in parentheses for sizes 6 and 8.

### Abbreviations:

ch (chain)	dec (decrease)
st (stitch)	lp (loop)
sc (single crochet)	sl (slip)
dc (double crochet)	sk (skip)
O (yarn over)	sp (space)

**Gauge:** 5 dcs equal one inch  
5 rows equal one inch

**NOTE:** When changing colors on dc row, join next color yarn before ch 3, turn.

**BACK:** With color A, ch 11 (13, 15) loosely.

Row 1: Sc in second ch from hook, sc in each ch across, ch 1, turn.

Row 2: Sc in back lp of each sc across, ch 1, turn.

Repeat row 2 until piece measures 13 (14, 15) inches when slightly stretched. Change to color B., ch 1, do not turn.

**PATTERN:** Dc 1 row, sc 1 row.

**Back**—Row 1: Working across the long edge of ribbing, sc in end of first

row, \* ch 1, sk next row, sc in next end row, repeat from \* across, ch 2, turn.

Row 2: Sk first sc, \* dc in ch 1 sp of previous row, dc in sc, repeat from \* across, ch 1, turn.

Rows 3, 5, 7, and 9: Sc in each st across, ch 2, turn.

Row 4: Sk first st, dc in each sc across, ch 1, turn.

Row 6: Join color C, repeat row 4.

Row 8: Repeat row 4.

Rows 10 through 14: Join color D, repeat rows 6 through 9.

Rows 15 through 19: Join color A, repeat rows 6 through 9.

Rows 20 through 24: Join color B, repeat rows 6 through 9.

Rows 25 through 29: Join color C, repeat rows 6 through 9.

**SIZE 6:** With color D, work a band (rows 6 through 9) before dec for armholes.

**SIZE 8:** Work 2 bands (rows 6 through 9) alternating colors D and A before dec for armholes.

**Armholes:** Join next color, bind off 4 (5, 6) sts at both ends of row. To bind off, sl st loosely across 4 (5, 6) sts; at

(Continued on Page 12)



## Sweater & Shoulder Purse

(Continued from Page 10)

end of row leave 4 (5, 6) sts unworked. Dec 1 (2, 3) sts each side every other row 2 (3, 4) times. To dec at beginning of row, draw up lp in next 2 sc, O hook and draw through all lps.

Change colors at appropriate times and continue working in pattern until piece measures 4½ (5, 5½) inches from armhole.

**Shape Shoulders:** Bind off 5 (6, 7) sts, work across row in pattern to within last 5 (6, 7) sts, turn.

Next Row: Bind off remaining sts.

**FRONTS:** Ch 11 (13, 15). Work in ribbing same as on back until piece measures 5 (6, 7) inches. Work colors and pattern on front same as back until piece measures same as back to armhole shaping.

**Armhole Shaping:** Continue to work in pattern with appropriate colors, bind off 4 (5, 6) sts at beginning of row, work across in pattern.

Dec 1 st at armhole edge every other row 2 (3, 4) times, work remainder of row in pattern. Continue until armholes measure 3 (3½, 4) inches ending at armhole edge.

**Rounded Neck Shaping:** Work across row to last 6 sts, turn. Work in pattern, dec 1 st at neck edge every row 3 (3, 4) times. Work front same as back, ending at neck edge.

**Shoulder Shaping**—Row 1: Sl st 2 (3, 3) sts, work across.

Row 2: Work across in pattern.

Row 3: Sl st remainder of sts, fasten off. Make second front.

**Fold back Short Sleeves:** With color A, ch 22 sts. Work ribbing same as on lower edge of back for 28 (30, 32) rows.

Next Row: Join color C, sc each st across.

**Shape Cap:** Bind off 2 sts each side, continue working in pattern, dec 1 st each side every other row 5 (5, 6) times. Dec 2 sts every row twice. Work 1 row in pattern. Fasten off.

12 • The WORKBASKET

**Finishing:** Sew fronts and back together at side and shoulder seams, making sure color stripes match. Sew in sleeves. Fold ribbing on sleeves in half for cuff. Sew on buttons.

**Front and Neck Band:** Start on lower front edge with right side facing, work 1 sc in each row up front edge, 2 sc at upper corner, 3 sc in each row around neck edge, 2 sc in other upper front corner, sc in each row down opposite front edge,—approximately 135 (139, 143) scs around both fronts and neck edge, ch 1, turn.

Row 2: Sc in each sc around.

Row 3: Sc in each sc around, except on right front. Mark places for desired number of buttonholes. To make buttonholes, ch 3, sk 3, sc in previous row, sc in next sc, continue in this manner down front edge, ch 1, turn.

Next Row: Sc in each sc. Work sc in each ch of each buttonhole, continue around neck edge down other front. Fasten off.

**SHOULDER PURSE:** With color A and size H hook, ch 30.

Row 1: Sc in each ch, ch 2, turn.

Row 2: Dc in each sc, ch 1, turn.

Row 3: Sc in each dc, ch 2, turn.

Row 4: Repeat Row 2.

Change to color B, repeat four rows.

Change to color C, repeat four rows.

Change to color D, repeat four rows.

Repeat four color stripes until there are 13 stripes or desired number.

Fold purse so that there are 5 stripes on front and approximately 2½ stripes for flap over front. Work 2 rows sc around outside edge, working 2 sc in corners.

**Shoulder Strap:** Ch st to measure 27 inches or desired length. Sc in 5th ch from hook (lp for joining strap to purse), sc in each ch to within last 5 ch. Sl st in last ch. Sew a button on main part of purse underneath flap. Slip lp on each end of strap over button.

**Fringe:** Cut fringe 8 inches long. Place one strand of fringe in each sc across lower edge of purse.



*If ever there's time for rich, creamy goodness, it's the holiday season. But how can you get creamy rich taste and texture without paying the price of cream? Easy! Use PET Evaporated Milk. It's made so rich you can use it as cream. In fact, PET is the Cream of Evaporated Milk!*

*Here are some of our favorite holiday recipes using PET. Try one, or add PET in place of milk or cream to your own holiday favorites. We know you and your family will enjoy the creamy richness you'll get with PET. Good cooking. And Happy Holidays!*

### Three Grains Bread

*(Wheat, oats, and corn combine for a hearty bread.)*

- 3½ to 4 cups all purpose flour
- 2 cups whole wheat flour
- 1 cup rolled oats
- ½ cup wheat germ
- ½ cup yellow corn meal
- 2 teaspoons salt
- 2 packages active dry yeast
- 1 cup hot water
- ¼ cup butter or margarine
- 1 tall can (13 fl. oz.) PET® Evaporated Milk
- ½ cup honey
- 2 eggs

1. Stir together 1 cup all purpose flour, whole wheat flour, oats, wheat germ, corn meal, salt and yeast.

2. Combine hot water, butter, evaporated milk, and honey. Stir into flour mixture. Beat 2 minutes on medium speed of electric mixer.

3. Beat in eggs. Beat another 2 minutes on medium speed.

4. Gradually stir in remaining all purpose flour until batter is stiff.

5. Turn out on a lightly floured board. Knead until smooth and elastic. Place dough in greased bowl, cover and let rise until doubled in size.

6. Divide into 2 equal parts. Shape each into loaves. Put into two greased 9-inch loaf pans. Cover and let rise until doubled in size.

7. Bake at 375°F for 20 minutes. Lower oven temperature to 350°F and bake 30 to 35 minutes longer or until done. **TOTAL BAKE TIME: 50 to 55 minutes. Makes 2 loaves.** shown in color photograph

### Quick Oyster Stew

*(Easy to have for a quick meal.)*

- 2 tablespoons butter or margarine
- ¼ cup chopped celery
- 1 can (8 oz.) ORLEANS® Oysters
- 1 can (10¾ oz.) cream of celery soup
- 1 tall can (13 fl. oz.) PET® Evaporated Milk
- ½ cup water
- dash pepper

1. Melt butter in 2-quart saucepan. Cook celery until tender.

2. Stir in oysters, celery soup, evaporated milk, water and pepper. Serve hot with crackers. Makes 4 servings, 1 cup each.

### Chocolate Chess Pie

*(A rich chocolate chess pie.)*

- 1 (9-inch) frozen PET RITZ® "Deep Dish" Pie Crust Shell
- ½ cup butter or margarine
- 1 square (1 oz.) unsweetened chocolate
- 1½ cups sugar
- 1 small can (5.33 fl. oz.) PET® Evaporated Milk (¾ cup)
- 3 eggs, beaten
- ¼ teaspoon salt
- 1 teaspoon vanilla

1. Place in saucepan butter and chocolate. Heat until melted completely.

2. Stir in sugar, evaporated milk, eggs, salt and vanilla.

3. Pour into pie crust. Bake at 350°F for 30 minutes or until center puffs up. Cool before serving. Makes 1, 9-inch pie.

shown in color photograph

## Holiday Cheese Ball

(A combination of four cheeses. Best when allowed to mellow at least a day in the refrigerator.)

- 2 cups (8 oz.) shredded cheddar cheese**
- 2 ounces blue cheese, crumbled**
- 1 cup grated Parmesan cheese**
- 1 package (3 oz.) cream cheese, softened**
- ½ teaspoon hot dry mustard**
- 1 small can (5.33 fl. oz.) PET® Evaporated Milk (⅔ cup)**
- ½ cup chopped FUNSTEN® Walnuts**

1. Beat together all ingredients except walnuts. Shape into a ball.
2. Roll in walnuts. Wrap with waxed paper. Chill until ready to serve. Serve with crackers. Makes 1 large ball.

## Chocolate Topped Candy

(White cereal candy topped with chocolate.)

- 3½ cups powdered sugar**
- 1 small can (5.33 fl. oz.) PET® Evaporated Milk, divided usage**
- 3 cups HEARTLAND® Natural Cereal (Plain, Raisin, or Coconut variety)**
- 1 package (6 oz.) semi-sweet chocolate pieces**

1. Mix together powdered sugar and ½ cup evaporated milk until smooth.
2. Stir in cereal. Drop by tablespoonsful onto waxed paper.
3. Heat together remaining evaporated milk and semi-sweet chocolate pieces just until chocolate melts. Remove from heat.
4. Swirl chocolate on top of each cereal candy. Chill. Makes 3 dozen.

## Surprise Sweet Potatoes

(A sweet potato casserole that compliments the main dish.)

- 3 cups mashed sweet potatoes**
- 7 tablespoons melted butter or margarine, divided usage**
- 1 teaspoon cinnamon**
- ¼ teaspoon salt**
- 1 small can (5.33 fl. oz.) PET® Evaporated Milk (⅔ cup)**
- ⅓ cup raisins**
- ½ cup cornflake crumbs**

1. Mix together sweet potatoes, 3 tablespoons melted butter, cinnamon, salt and evaporated milk.
2. Stir in raisins. Pour into 1½-quart baking dish.
3. Combine cornflake crumbs and 4 tablespoons melted butter. Spread over top. Bake at 350°F for 40 minutes or until top is slightly browned. Serve hot. Makes 6 servings.

shown in color photograph

14 • The WORKBASKET

## Famous Pumpkin Pie Recipe

(A Thanksgiving favorite!)


- 2 eggs, slightly beaten**
- 1 can (16 oz.) LIBBY'S® Solid Pack Pumpkin**
- ¾ cup sugar**
- ½ teaspoon salt**
- 1 teaspoon cinnamon**
- ½ teaspoon ginger**
- ¼ teaspoon cloves**
- 1 tall can (13 fl. oz.) PET® Evaporated Milk**
- 1 (9-inch) PET RITZ® Frozen Deep Dish Pie Crust Shell\***

1. Mix filling ingredients in order given. Pour into pie shell. Place pie on cookie sheet.

2. Bake in preheated 425°F oven for 15 minutes. Reduce temperature to 350°F and continue baking for 45 minutes or until knife inserted near center of pie comes out clean. Cool. Serve garnished with whipped topping, if desired. Makes 1, 9-inch pie.

\*Note: If PET RITZ® Frozen Regular 9-inch Pie Crust Shells are used, this recipe will fill 2 pie shells. Bake as above, except bake only for 30 minutes at 350°F instead of 45 minutes.

shown in color photograph



Eggnog

## Eggnog

(Rich and creamy. A favorite holiday beverage.)

- 2 eggs**
- ¼ cup sugar**
- Few grains salt**
- 1 tablespoon vanilla**
- 1 tall can (13 fl. oz.) PET® Evaporated Milk, chilled**
- ⅔ cup cold water**

1. Beat eggs until light and fluffy. Gradually beat in sugar, salt, and vanilla. Stir in evaporated milk and water.

2. Serve cold sprinkled with nutmeg or cinnamon. Makes 1 quart.

# 100 RECIPES FROM THE CREAM OF EVAPORATED MILK



## SPECIAL \$4.95 OFFER

This embossed metal recipe tin with 100 all-time favorite recipes from PET®, the Cream of Evaporated Milk. Yours for only \$4.95, plus 3 PET Evaporated Milk labels (13 oz. cans) for each box ordered.

Send check or money order (no cash or stamps, please) plus PET labels to: PET FAMILY RECIPE BOX, P.O. BOX 14030, ST. LOUIS, MO. 63178. (Print plainly, including zip code)

Name \_\_\_\_\_

Address \_\_\_\_\_

City \_\_\_\_\_

State \_\_\_\_\_

Zip \_\_\_\_\_

Allow 4 to 6 weeks for delivery. Offer expires June 30, 1979.  
Offer good in the USA only, and while supply lasts. Void where taxed, prohibited or otherwise restricted.





Recipes and photos courtesy of Pet Inc.

Recipes begin on page 13



*Mrs. Santa Says...*

“GIVE THE GIFT THAT  
KEEPS ON GIVING”



Let *Workbasket* **MAGAZINE**  
bring greetings to your friends  
12 times a year!

**Mrs. Santa's  
Gift Offer**

Just  
**\$2.50**  
for  
**12 issues**

At this low cost you can  
remember everybody!

**FREE GIFT CARDS FROM MRS. SANTA!**

Attractive, holiday announcement cards will be mailed to you FREE so you can sign them personally and mail them to your friends who enjoy the homemaking arts.

PLEASE! Get your gift orders in BEFORE november 15. After that date we can no longer mail the FREE Gift Cards.

SO DON'T DELAY. Get your WORKBASKET Gift Orders in the mail today!

Antique

Pattern

# Workbasket

MAGAZINE

## The Perfect Solution

Here's the way to make everybody happy at Christmas and save money, too! Filled with crochet, knitting, craft and hobby ideas . . . pages of great-tasting recipes . . . garden and houseplant sections . . . everything for the homemaker.



**LOW, LOW PRICE**

**Just \$2.50 per year**

This low price lets you remember MANY friends. Perfect for hard-to-find gifts. Where else can you find "So much giving for such a tiny price."

THE NICEST GIFT YOU CAN GIVE. TWELVE TIMES A YEAR YOUR FRIENDS WILL THANK YOU FOR YOUR THOUGHTFULNESS!

AND YOU CAN ORDER YOUR OWN SUBSCRIPTION AT THE SAME LOW PRICE!

It's easy to order, simply use the handy order form attached.

WB8-92

shown in color photograph

## Roast Turkey Stuffing

*(Make stuffing balls for variety.)*

- 1 cup chopped onion**
- 3 cups diced celery**
- ½ cup butter or margarine**
- 2 teaspoons salt**
- 1 teaspoon pepper**
- 1 teaspoon sage**
- 1 teaspoon poultry seasoning**
- 12 cups cubed week-old bread**
- 1 cup PET® Evaporated Milk**

1. Cook onion and celery in butter until tender. Stir in seasonings. Toss with bread cubes. Add evaporated milk.

2. Lightly stuff turkey just before placing in oven. Stuffing balls may be formed and baked on a baking sheet in the oven with the turkey. Place balls in oven last 30 minutes that the turkey bakes. Bake 30 minutes or just until browned. Makes 3 quarts stuffing, enough for a 12-14 lb. turkey.

Baking time for turkey in 325°F oven:

- 10-13 lb. turkey—3-4 hours
- 14-17 lb. turkey—4-5 hours
- 18-20 lb. turkey—5½-6½ hours

## Gumdrop Bars

*(A sweet bar cookie studded with gumdrops.)*

- 2 cups all purpose flour**
- 1 teaspoon cinnamon**
- ¼ teaspoon salt**
- 3 eggs**
- 2 cups packed brown sugar**
- ¼ cup PET® Evaporated Milk**
- 1 cup soft gumdrops, cut in small pieces\***
- ½ cup finely chopped FUNSTEN® Pecans**

1. Stir together flour, cinnamon, and salt.

2. Beat eggs until light in color. Slowly beat in brown sugar. Stir in evaporated milk.

3. Add flour mixture a third at a time, beating until smooth after each addition. Stir in gumdrops and pecans. Spread into greased 13x9x2-inch baking pan. Bake at 325°F for 35 minutes or until lightly browned and bar pulls from sides of pan. Cool. Spread with creamy Vanilla Frosting and cut into bars. Makes 32 bars.

\*Omit licorice-flavored gumdrops.

## Creamy Vanilla Frosting

*(A versatile creamy vanilla frosting.)*

- ½ cup butter or margarine, softened**
- ¼ cup PET® Evaporated Milk**
- 2 teaspoons vanilla**
- 1 pound powdered sugar (4 cups)**

1. Combine butter, evaporated milk, and vanilla in 1½-quart mixing bowl.

2. Add powdered sugar, 1 cup at a time, mixing until smooth after each addition. Mix until frosting is smooth and shiny. If consistency is too thick, add a few drops of evaporated milk. Spread on cooled Gumdrop Bars or use over cakes. Makes 1¾ cups frosting; enough for 9-inch layer cake, 48 cupcakes, or a 13x9x2-inch sheet cake.

## Garden Eggplant

*(Quick and delicious!)*

- 4 tablespoons butter or margarine**
- 2 medium onions, sliced**
- 1 cup sliced celery**
- 2 medium eggplants, peeled and cut into 1-inch cubes**
- 1 cup chopped green pepper**
- 2½ teaspoons salt**
- 2 teaspoons paprika**
- 2 tablespoons flour**
- 1 tall can (13 fl. oz.) PET® Evaporated Milk**

1. Melt butter in large saucepan. Stir in onions and celery. Cook over medium heat until onions are limp.

2. Stir into saucepan eggplant and green pepper. Cover. Cook over medium heat for 10 to 15 minutes, stirring occasionally, until eggplant is tender.

3. Combine salt, paprika and flour. Sprinkle over vegetables. Pour over evaporated milk. Stir gently. Cook to boiling. Boil 1 minute. Serve hot. Makes 8 servings, about ½ cup each.

## Spice Cookies

*(A rolled cookie that is spiced!)*

- 3 cups all purpose flour**
- 4 teaspoons baking powder**
- 2 teaspoons cinnamon**
- 1 teaspoon salt**
- ⅔ cup butter or margarine, softened**
- 1½ cups sugar**
- 1 small can (5.33 fl. oz.) PET® Evaporated Milk (⅔ cup)**

1. Stir together flour, baking powder, cinnamon and salt.

2. Beat butter and sugar until light and fluffy. Mix in one-third of flour mixture. Stir in half of evaporated milk. Repeat, ending with the addition of flour mixture. Cover and chill for 3 hours.

3. Turn onto floured board. Roll ¼-inch thick. Cut into shapes with cookie cutters. Place on greased cookie sheet. Bake at 375°F for 10 minutes or until lightly browned. Remove to cooling racks. Cool completely before storing in air-tight containers. Makes 8 dozen cookies.

## Easy Recipe Secrets

Learn in minutes what took famous chefs years to discover!



### FAVORITE AMERICAN RECIPES

These classic recipes have been gracing American tables for many generations. Creative, nutritious and delicious menus using low-cost ingredients... a must for today! \$3.00

### A SEAFOOD HERITAGE FROM PLYMOUTH TO THE PRAIRIES

Compiled from the versatile fish and shellfish recipes and cooking methods developed and enhanced by our pioneer ancestors, this enriching cookbook takes you on an exciting culinary trek. \$2.00

### AUNT SAMMY'S RADIO RECIPES

You've often heard about how good food used to taste. Now you can bring back those good home cookin' days with recipes your grandmother used to write in for during the 20's, 30's and 40's! \$2.00

Place your order today.

Just write your name, address, city, state and zip on any size paper and send it along with a check for one, two, or all three cookbooks to:

WARE'S Dept. WB11-78  
P.O. Box 637, Keystone Heights, FL 32656

You Just Can't Buy

# PECANS

LIKE THESE IN A STORE

Send us  
Your

Gift list!



FRESH NEW CROP

DIRECT

FROM

OUR GROVE

### PECANS IN THE SHELL — EXTRA LARGE, FANCY

No. 20 5 lb. Papershell Schleys .....\$11.95

No. 26 5 lb. Big, flavorful Stuarts .....\$11.25

### MAMMOTH HALVES — FRESH AND DELICIOUS

No. 30 2 lb. Gift Box .....\$12.25

No. 32 3 lb. Home Box .....\$15.45

No. 33 5 lb. Home Box .....\$23.90

### MAMMOTH HALVES — TOASTED & SALTED

No. 47 2 lb. 1 oz. in Christmas Tin .....\$13.80

No. 60 2 lb. Gift Box .....\$12.60

No. 61 3 lb. Home Box .....\$16.45

No. 70 2 lb. Gift Box, half sugar'n spiced,  
half toasted .....\$11.60

**BROKEN PECAN MEATS**—Same quality as our halves,  
broken in shelling, recipes included.

No. 50 4 lb. Home Box .....\$18.80

No. 51 10 lb. Home Box .....\$43.25

Prices include postage (except west of Denver, incl. Montana, add 15¢ per lb.) Satisfaction guaranteed or your money refunded. Write for our FREE catalog.

Harry and Jane Willson  
SUNNYLAND FARMS, INC.

Route 1, Box 904 Albany, Georgia 31702

18 • The WORKBASKET



## Beef Pie with Cheese Topping

- 2 tablespoons shortening
- 2 tablespoons minced onion
- ¾ pound ground beef
- 1 teaspoon salt
- ½ teaspoon pepper
- ⅛ teaspoon oregano
- 2 tablespoons flour
- 2 cups stewed tomatoes
- 1 cup cooked cubed carrots
- 1 cup cooked green peas

Melt shortening, add onions, meat, salt and pepper. Brown. Add tomatoes, flour and oregano, cook until thickened. Add cooked carrots and peas, pour into greased casserole.

### Topping

- 1 cup flour
- 1½ teaspoon baking powder
- ½ teaspoon dry mustard
- ½ teaspoon salt
- 2 tablespoons margarine
- ¼ cup grated cheese
- ½ cup milk

Blend all ingredients to make soft dough. Pour topping over meat mixture, spread evenly with spatula. Bake at 350° for 25 minutes. Serves 6.

Mrs. Ann Gergel

## Pizza Meat Patties

- ½ pound ground pork
- 1 pound ground beef
- 1 teaspoon salt
- ⅛ teaspoon pepper
- 1 cup finely chopped onion
- ½ cup minced parsley
- ¼ cup grated Parmesan cheese
- ½ cup fine breadcrumbs
- 1 beaten egg
- 1 can (10½ ounce) pizza sauce
- ¼ teaspoon chili powder

Reserving pizza sauce and chili powder, combine other ingredients. Form patties and fry until done. Add pizza sauce and chili powder. Simmer 10 minutes. Makes 4 servings.

Fern Wedgworth

### Meatloaf with Tangy Mustard Sauce

- 1/2 cup bread crumbs
- 1 1/2 pounds ground beef
- 1 can (10 1/2 ounces) tomato soup
- 1/3 cup milk
- 2 eggs
- 1 teaspoon salt
- 1/4 teaspoon pepper
- 1 small onion, chopped
- 2 tablespoons prepared mustard
- 1 tablespoon vinegar
- 1 tablespoon butter or margarine

Combine ground beef, bread crumbs, 1 egg, milk, salt, pepper, and 1/2 can tomato soup. Mix ingredients well, form in loaf pan. Bake 1 hour and 15 minutes at 350°. When meatloaf is almost done, put remaining tomato soup in saucepan over low heat. Add egg, sugar, mustard, vinegar and butter. Cook, stirring constantly until mixture thickens. Pour excess grease from meatloaf. Serve with piping hot mustard sauce.

Linda Foster

### Beef Enchiladas

- 1 1/2 pounds ground beef
- 2 large onions, chopped
- 1 can kidney beans (drained)
- 1 can refried beans
- 2 cans enchilada sauce
- hot peppers to taste, chopped
- grated Cheddar cheese
- salt and pepper to taste
- 12 tortillas

Brown ground beef, add onions, beans, 1 can enchilada sauce, hot peppers and seasonings. Simmer about 30 minutes. Cover each tortilla with mixture, roll and fasten with toothpicks. Place side by side in pan and pour remaining can of sauce over all. Sprinkle with grated Cheddar cheese. Place in 350° oven until cheese melts. Serves 6 or 7.

Gladys Huff

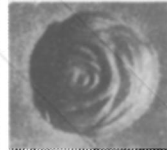
### Salisbury Steak

- 5 slices bread
- 1 pound ground beef
- 2 stalks chopped celery
- 1 grated carrot
- 1 teaspoon salt
- 1/2 teaspoon pepper
- 1 small onion, chopped
- 1 can (8 ounces) tomato sauce
- 1 can (8 ounces) water

Soak bread in water and squeeze out. Mix in ground beef, celery, carrot, onion and seasoning. Shape into 6 patties. Brown on both sides in oil. Mix sauce and water together, pour over patties. Simmer 10 minutes. Serves 6.

Deborah C. McNaughton


Judy's Specialties, Box 728, Dept. 148B  
317 N. Second, Lompoc, CA 93438



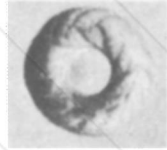
J1-Rose




J2-Leaf




J3-Daisy



J6-Wreath



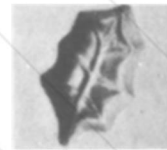
J8-Bell



J9-Tree




J11-Star



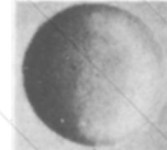
J12-Holly Leaf



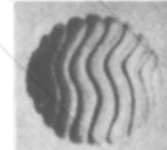
J14-Heart



J17-Fancy



J35-Plain



J36-Corrugated

Molds: Each/\$.99; 3/\$2.80; 6/\$5.50.

(All orders—Add \$1.50 for P & H).

### PURE RUBBER CANDY MOLDS

Now! You can make professional-looking candy mints by using pure rubber candy molds. Make inexpensive candies in minutes with our FREE no-cook recipes included with your order. Use mints to decorate your cakes! The mints are perfect for showers, weddings, parties, or hostess gifts. Give the molds as a unique gift.

### JUDY'S CREAM CHEESE CANDY MINTS

1-lb. box powdered sugar      3-oz. softened cream cheese  
Judy's Candy Flavoring      Judy's Candy Paste Color

Mash the cream cheese, add the powdered sugar gradually until the candy mixture becomes like a stiff pie dough, approximately 3/4 cups. Add desired flavoring and paste color. Roll into small balls. Roll balls in granulated sugar. Press ball into candy mold, unmold at once. **Yield—60 candies.**

Molds: Each/\$.99; 3/\$2.80; 6/\$5.50.

Choose: J1 — J2 — J3 — J6 — J8 — J9 —  
J11 — J12 — J14 — J17 — J35 — J36 —

Judy's Candy Flavorings: 2 oz. concentrated, non-alcoholic, \$1.45 ea. Lemon — Peppermint — Wintergreen — Strawberry — Orange — Spearmint — Rum Butter — Chocolate — Judy's Candy Paste Colors: 1 oz. jars, concentrated, \$.95 ea. Baker's Rose, Leaf Green, Lemon Yellow, Holiday Red, Mint Green, Brown, Royal Blue, Orange, Violet.  
**(FREE! J36 mold with order of \$15.00 or more!)**

NAME _____	Molds \$ _____
ADDRESS _____	Flavors \$ _____
CITY _____	Colors \$ _____
STATE _____ ZIP _____	Order \$ _____
TELEPHONE NO. _____	FREE MOLD J36
	<input type="checkbox"/> Yes <input type="checkbox"/> No
	CA add tax \$ _____
	Post. & Hand. \$ 1.50
	Total \$ _____

Judy's Specialties, Box 728, Dept. 148B  
317 N. Second, Lompoc, CA 93438



WITH  
**CANE, RUSH  
OR SPLINT**

**LEARN SEAT  
WEAVING . . . for  
fun or profit**

SEND 25¢ for  
RECANING  
HANDBOOK

Restore your furniture or  
Antiques with cane, rush  
or splint.

We'll send you illustrated  
handbook and price list of  
quality materials supplied  
to customers for half a  
century. Perkins also ex-  
clusive distributor of plas-  
tic cane (saran) in U.S.A.

**The H. H. PERKINS CO.**  
P O Box 1601—Dept. W. New Haven, Conn. 06506

**BRAIDING RUGS**

...a home craft for everyone!

From rags to riches—or at least the richness of  
long-lasting beautiful braided rugs. Here's a  
home craft so clearly described that everyone  
can join in. Complete step-by-step instructions.  
"troubleshooting", photographs. Work alone or  
make it a family affair. 32 pp., illus., paperback  
Bulletin, \$ 1.00 plus 25¢ postage & handling.  
Send to: **GARDEN WAY PUBLISHING**  
Dept. **8066N** Charlotte, Vermont 05445

**FIX BROKEN  
DENTURES**



At home in minutes

Amazing new **Quik-Fix** fixes broken plates,  
fills in cracks, replaces teeth like new. Fast!  
Easy to use! No special tools needed. Works  
every time or your money back.

At all drug counters.

**Quik-Fix** **EMERGENCY  
DENTURE REPAIR KIT**

**LIVE SEAHORSES \$ 3.98**

Order 2 Mated pairs of Seahorses  
including a pregnant papa (will give  
birth up to 30 ponies) seashells and  
coral, sea-mix, food, live plant, sea-  
snail and instructions: **\$3.98**

**DELUXE T.V. Aquarium** with cover  
all the above plus 2 Mini-Crabs,  
sand and seahorse tree: **\$9.98**

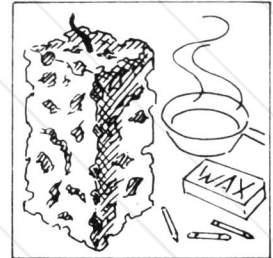

Live Delivery Guaranteed.  
AQUALAND PETS Dept. WB-11  
P.O.Box 55-7365, Miami, Fla. 33155



Sent  
Air  
Mail  
ppd.




**WARNING! NEVER PAY** those high prices for fabrics  
again! We sell first quality fabrics under half price.  
Stamped envelope now brings free listings, fabulous  
buys on fabrics, hundreds sewing needs. Mills Division,  
Box 10T, Wills Point, TX 75169.



**Ice Candles**

Melt about 2 pounds paraffin wax  
with a crayon of desired color in a  
double boiler. Using a half-gallon  
empty milk carton, with the top cut off,  
pack with crushed ice, securing a wick  
up through ice. Pour melted wax into  
carton. Allow to harden completely.  
Remove carton over the sink. These  
beautiful candles sell for \$2.00 and up,  
depending on size of carton used.


*Chris Nelson*



**Handmade Tree Ornaments**

Cut shapes suitable for tree  
ornaments—stars, bells, angels, birds  
from plastic gallon jugs. Use paper  
punch to punch holes around edges.  
Use colorful yarn to crochet simple  
edge (through holes in edge of plastic  
ornaments), adding chain loop at top  
for hanging. Complete ornaments by  
adding features, etc., with white glue  
and dusting on glitter while glue is still  
tacky. Sells for 35¢ and up.

*Helen LeMunyon*



### Blue Jean Rifle Case

With an old pair of jeans, use one of legs for shotgun or rifle case. Use zipper for closing on top. Use waistband for handle and put a pocket on for carrying shells. Sells for \$5.00

*Susan Urbin*



### Glasses Case

Make a case by cutting a 7 x 7-inch piece of fake fur, wool, polyester, or other heavy material. With wrong side out, fold, stitch together side and lower edge. Turn right side out. Near opening, decorate by embroidering a face, name or other design. Sells for 75¢ to \$1.50.


*Isabel Perkins*



### Santa's Bags

Cut an 8 x 5 inch piece of red cotton percale. Fold material and sew up each side, leaving top open. Make ½-inch hem around top, leaving ends open to put green yarn or twine through for a draw string. Glue names on in green, yellow or white felt. Holds candy, small gifts, etc. Hang on fireplace or on tree. These sell for about \$1.50.

*Mrs. VonNee R. Wasson*



### Baby Rattle

Cut out six 2½-inch squares from an empty bleach bottle. Punch five holes on each edge with paper punch, single crochet around each one. Sew together to make a block. Put a jingle bell inside to make it rattle prettily. This makes a sturdy rattle for baby and easily sells for \$1.00 each.

*Delene Kohler*



### Decorative Pots

Use a cleaned clay flower pot. Cover about half of it, starting at bottom, with white glue. Wind macramé jute around glued area. For variety, use two or three colors jute to make striped pots. These sell for \$2.00 to \$4.00.

*Janie Bashor*

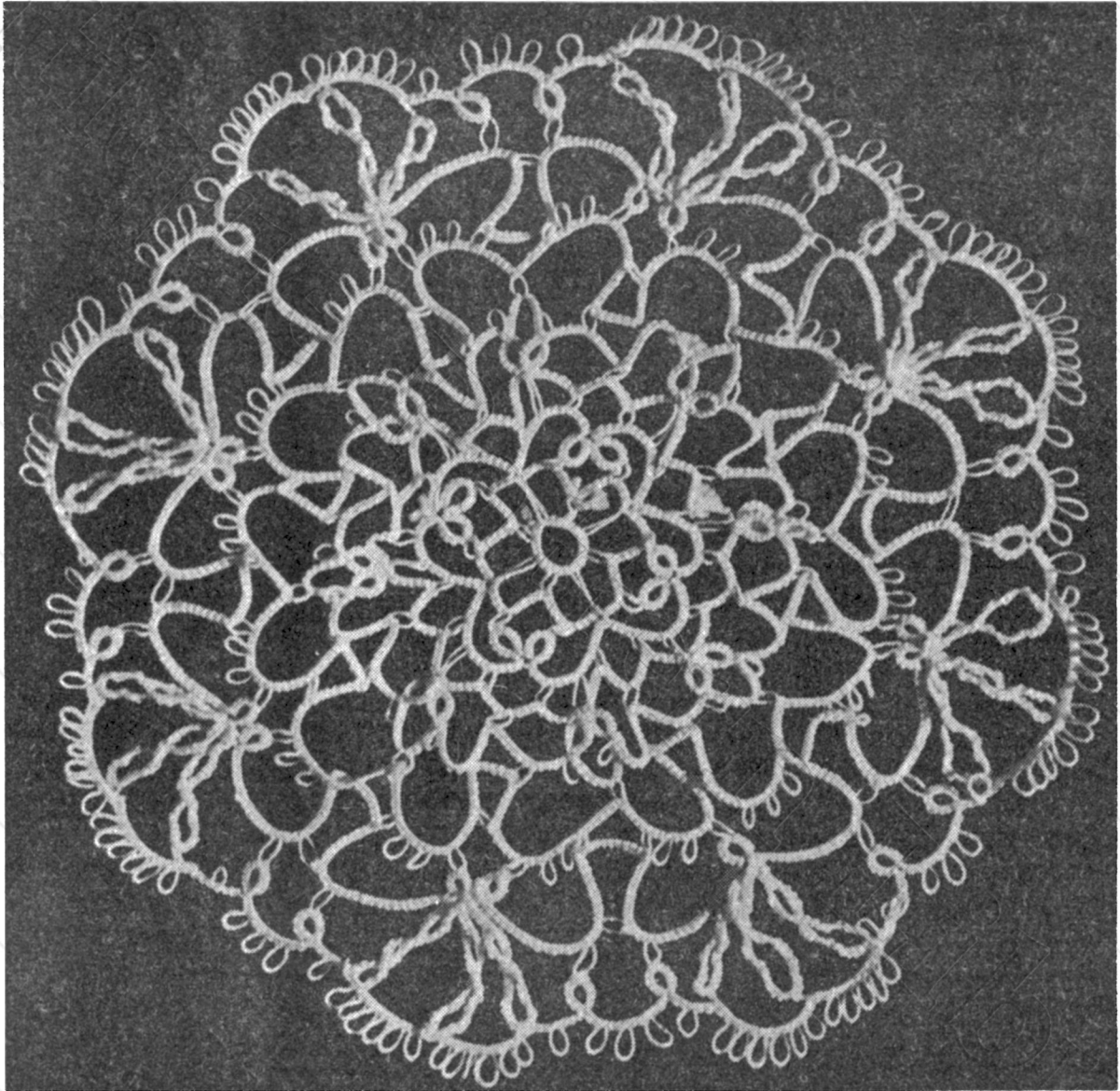


### Fruity Bird Feeder

Great for feeding birds in winter or summer. Use one half of a hollowed-out orange or lemon. Cut two small holes, one on each side. Tie a piece of yarn or string to sides of fruit. Fill with bird seed and hang over tree branch. These can be sold with bird seed for 15¢ to 25¢.

*Mrs. June Frain*

## Round Twisted Chain Doily



A row of twisted chains makes this a distinctly different design. You need a ball of number 30 crochet cotton, a tatting shuttle and a number 12 steel crochet hook for joining picots.

### Abbreviations:

r (ring)	cl r (close ring)
ch (chain)	p (picot)
sep (separated)	rw (reverse work)
rnd (round)	

**Center:** R of 2 ds, (p, 3 ds, long p, 3 ds) 3 times, p, 3 ds, long p, 1 ds, cl r. Tie and cut threads.

22 • The WORKBASKET

**Rnd 1:** Join ball and shuttle threads to p of center, \* ch 5 ds, p, 4 ds, join in next long p, ch 4 ds, p, 5 ds, join in next p, repeat from \* around, join last ch at base of first ch. Tie and cut threads.

**Rnd 2:** R of 6 ds, join in p of last ch, 6 ds, cl r. R of 6 ds, join in p of next ch, 6 ds, cl r, rw. \* Ch 4 ds, p, 4 ds, long p, 4 ds, p, 4 ds, join in joining over long p, ch 4 ds, p, 4 ds, long p, 4 ds, p, 4 ds, rw. R of 6 ds, join in p of ch in previous rnd, 6 ds, cl r. R of 6 ds, join in p of next ch, 6 ds, cl r, rw, repeat from \* twice, end with



ch as before, join last ch at base of first r. Tie and cut threads.

Rnd 3: Join ball and shuttle threads in last p, \* ch 4 ds, p, 4 ds, join in next p, ch 5 ds, join in long p, ch 5 ds, join in next p, repeat from \* around, join last ch at base of first ch. Tie and cut threads.

Rnd 4: \* R of 6 ds, join in joining over long p, 6 ds, cl r, rw. Ch 6 ds, p, 6 ds, rw. R of 6 ds, join in same joining, 6 ds, cl r, rw. Ch 1 ds, p, 5 ds, p, 7 ds, join in next p of previous rnd, ch 7 ds, p, 5 ds, p, 1 ds, rw, repeat from \* around, join last ch at base of first r. Tie and cut threads.

Rnd 5: Join ball and shuttle threads in p of ch between rs, \* ch 5 ds, 4 p sep by 3 ds, 3 ds, 6 ds, p, 6 ds, join in second p of next ch in previous rnd, ch 5 ds, join in first p of next ch, ch 5 ds, join in last p of last ch, 6 ds, 4 p sep by 3 ds, 5 ds, join in p of ch between rs, repeat

from \* around, join last ch at base of first ch. Tie and cut threads.

Rnd 6: \* R of 5 ds, join in 4th p of ch in previous rnd, 5 ds, cl r, rw. Make a ch of ds, 3/4 inch long (pulled tight), p, 3/4 length of ds, twist ch, join at base of ch—make 3 chs in this manner. R of 5 ds, join in first p of next ch, 5 ds, cl r, rw. Ch 15 ds, p, 3 ds, p, 9 ds, join in 3rd p of same ch, 9 ds, join in first p of next ch, ch 9 ds, join in last p of last ch, 3 ds, p, 15 ds, rw.

Rnd 7: R of 6 ds, join in free p of last ch in previous rnd, 6 ds, cl r, rw. \* Ch 3 ds, p, 3 ds, join in p of next twisted ch, (ch 2 ds, 6 p sep by 2 ds, 2 ds, join in p of next twisted ch) twice. Ch 3 ds, p, 3 ds, rw. R of 6 ds, join in free p of next ch, 6 ds, cl r, rw. Ch 3 ds, 3 p sep by 3 ds, 3 ds, rw. R of 6 ds, join in free p of next ch, 6 ds, cl r, rw, repeat from \* around, join last ch at base of first r. Tie and cut threads.

# Sew Some Wild Oats!

## And save \$4.50



With your skill and Metamucil's crewel kit, we can make this beautiful pillow cover together. Make this handsome, 16-inch square decorator pillow for your home or for a gift.

It's a \$9.00 value for only \$4.50, offered by Metamucil—the leading laxative made from grain. For gentle, effective relief without chemical stimulants.

### If not nature, Metamucil®

Crewel Kit Offer P.O. Box 9866 St. Paul, Minn. 55198  
I'm enclosing a check or money order for \$4.50 payable to Metamucil, and a package flap or cap liner from any size package of Metamucil. Please send my crewel kit to: (print or type)

Name \_\_\_\_\_

Address \_\_\_\_\_

City \_\_\_\_\_ State \_\_\_\_\_ Zip \_\_\_\_\_

Send no cash or stamps. Offer expires August 1, 1979.

Allow 6-8 weeks for shipment. Pillow stuffing not included.

Offer void where taxed, restricted or prohibited.

Limited Quantity—Offer good while supplies last.



SEARLE

Searle Pharmaceuticals Inc.

## Long Legged Clown



To make this darling, soft toy clown, you need about 4 ounces white, 4 ounces each green and yellow (or any two colors desired), small amounts of orange, red and black 4-ply worsted weight yarn, size J crochet hook, ample stuffing, felt and glue for face.

Note: With these materials, you will have enough to make two dolls or more. This pattern is worked in continuous rounds. DO NOT CH AND TURN.

### Abbreviations:

ch (chain)	sl (slip)
sc (single crochet)	sl st (slip stitch)
rnd (round)	lp (loop)
st (stitch)	sk (skip)

**Head:** Using white, ch 4, sl st in first ch. (Always use top lp of every st throughout pattern.) Use marker to show beginning of rnds.

Rnds 1, 2: 2 sc in each st.

Rnd 3: \* Sc in next st, 2 sc in next st, continue from \* around.

24 • The WORKBASKET

Rnds 4, 5, 6: Sc in each st around.

Rnd 7: Sc in next 2 sts, \* sk 1 st, sc in next 2 sts, continue from \* around.

Rnd 8: Sc in every other st. Fasten off.

**Body**—Rnd 1: Using green, 2 sc in every st.

Rnd 2: \* Sc in next 2 sts, 2 sc in next st. Continue from \* around.

Rnds 3 through 11: Sc in every st. Stuff.

Rnd 12: Sl st in every other st until body opening is closed. Fasten off.

**Body Trim:** Using green, sl st sc into body at bottom edge of middle back. Ch 3, \* sc in next st, ch 2. Continue from \* to middle front. Doing same st, go up front of body and around neck half-way. Fasten off. Start again at neck with yellow doing same st other half of neck, back to front of body, down body. Continue around bottom edge to join. Fasten off.

**Nose:** Using red, place nose straight above body double row of trim in center of face. Sl st sc into head, sc 4 times in small circle. Sl st every other st. Fasten off. Tie 2 ends together, tuck in head.

**Arms:** Using green for one arm, yellow for other arm, sl st sc into first row of body on side after head, 4 sc down body.

Rnd 1: Sc in each of the top of the 5 sc lps, continue 1 sc in each of bottom 5 sc lps—10 sc.

Rnds 2 through 6: Sc in each st.

**Trim on Cuffs:** Using color of sleeve, ch 2, \* sc in next st, ch 1, continue from \* around. Fasten off.

**Hands:** Using white, continue sc in each st for 3 rnds, stuff.

Rnd 4: Work sl st in every other st

until hand is closed. Repeat from start to finish for other arm and hand.

**Legs:** Using green for one leg, yellow for other, sl st sc on bottom of body right under trim, then 4 sc.

Rnd 1: Sc in each of top of 5 sc lps, continue sc in each of bottom 5 sc lps—10 sc.

Rnds 2 through 16: Sc in every st.

**Trim on Legs:** Ch 2, \* sc in next st, ch 1, continue from \* around. Fasten off.

**Shoes**—Rnd 1: Using black, 2 sc in next 5 sts, sc in next 5 sts.

Rnd 2: Sc in next st, 2 sc in next 3 sts, sc in next 6 sts.

Rnd 3: Sc in every st. Stuff.

Rnd 4: Sl st every other st until shoe is closed. Repeat from start to finish for other leg and shoe.

**Hair:** Using orange, sl st sc just above forehead, ch 3, sc in next st, ch 2,

sc in next st. Continue for hair line around head. Fasten off.

**Hat;** Using green, ch 4, sl st in first ch.

Rnd 1: 2 sc in each st.

Rnds 2, 3: Sc in next st, 2 sc in next st, repeat around.

Rnds 4, 5: Sc in every st.

Rnds 6, 7: Sc in next two sts, 2 sc in next st, repeat around.

Rnds 8, 9, 10: Sc in every st. Fasten off. Using yellow, ch 3, \* sc in next st, ch 2, continue from \* around. Fasten off, leaving long enough piece to sew hat on. Make small pompon in yellow for top of hat. Tuck all ends.

**To Make Pompon:** Wind 20 strands of yarn over a small piece of cardboard, tie around center, cut ends and trim into ball.

Cut face out of felt and glue on. If you wish, you can sew hands together so clown can hold his knees, or hang.

## DENTURE WEARERS!

**Only Cushion Grip Guarantees One Application Holds Dentures Securely Up To 4 Days Or...**

## DOUBLE YOUR MONEY BACK

Cushion Grip Denture Adhesive, a pliable thermo-plastic discovery, ends the need to frequently apply powders, pastes or creams. It quickly forms a secure comfort seal between gums and dentures which lasts up to 4 days.

Cushion Grip is not dissolved by hot or cold liquids. Daily cleaning won't wash it off—won't loosen it from dentures. Every time you re-insert your dentures, Cushion Grip recreates a secure comfort seal for new comfort and security. For dental health see your dentist regularly. Change to Cushion Grip today.



### Double Money Back Guarantee

If one application of Cushion Grip doesn't hold dentures securely up to 4 days—return unused portion to Plough, Inc., Memphis, Tn. 38151 and get double your money back.

*A quality product of Plough, Inc.*

# Delightful Styles



9326 8-18

4721  
8-20

4934  
10½-18½

**9326**—Supple slide of a dress with four fabulously flattering necklines. Misses Sizes 8-18. Size 12 (bust 34) basic dress 3¾ yards 45 inch fabric.

**4721**—Attention please! Here are the three "most wanted" tops for fashion aware ladies. Misses Sizes 8-20. Size 12 (bust 34).

**4934**—Style plus comfort, that's what this lean casual has. No waist seam! Half Sizes 10½-18½. Size 14½ (bust 37) takes 3½ yards 45 inch fabric.

**9178**—Carefree living begins with a two-piece dress. Half Sizes 10½-20½. Size 14½ (bust 37) two-piece dress takes 2¾ yards 60 inch fabric.



9178 10½-20½

Send ONE DOLLAR for each pattern to:

**WORKBASKET PATTERNS, Box 151, Old Chelsea Station, New York, N.Y. 10011**

Add thirty-five cents for each pattern for first class


Send SEVENTY-FIVE CENTS in coin for Pattern Catalog.

Send \$1.50 for "Thrifty Crafty Flowers" Pattern Book.

# SEW'n SAVE

Tips • Hints • News

## Cosmetic Case



To make this handy cosmetic case, you need a 13 x 7 inch piece of corduroy, velveteen or whatever type material desired, a 13 x 7 inch piece of lining material, felt scraps for applique, pocket comb and small mirror, adhesive Pellon, 1 snap fastener, small amount of gold braid.

Use lightweight cardboard for all pattern pieces. Lay case pattern on adhesive Pellon, trace around and cut out. Iron Pellon piece to wrong side of material. Cut fabric 1/4 inch outside Pellon edges. Mark vertical center line and BOTH fold lines in thread. Pin to piece of lining material, right sides in with Pellon on top. Stitch edges together just outside Pellon, leaving open on one side between fold lines. Cut lining edges even with material. Turn right side out, slipstitch opening to-

(Continued on Page 28)

## Quilting expert Afton Killpack insists on using Taylor-Made Morning Glory batting products



Some of our best sales people, it turns out, have no connection with our company at all. They're the champion quilters who have found out through long experience that they get best results with Taylor-Made/Morning Glory® cotton or Dacron® batts.

A case in point: Mrs. Afton Killpack of Orem, Utah, owner of Lullaby Quilts, winner of many awards for her beautifully crafted quilts, and instructor for quilting classes in several western states.

"I am just a grandmother who likes to make quilts and have done so since the age of nine, but maybe my experience is worth something," Mrs. Killpack says. "I truly feel that the Taylor batts are the very finest and I have several valid reasons for thinking so."

Most important reason, Mrs. Killpack continues, is that "THE SUPERIOR QUALITY OF TAYLOR-MADE/MORNING GLORY BATTS MAKES ANY QUILTING PROJECT MORE REWARDING."



You'll enjoy Barbara Taylor's New Book on Quilting. It contains 34 old favorite quilt patterns with directions and helpful hints — plus a new section on quickie quilting and boutique items (including stuffed toys and wall hangings). Only \$1.00 postpaid.

To: Taylor Bedding Mfg. Co., Dept. WB1178, Box 979, Taylor, Texas 76574

Name: \_\_\_\_\_

Address: \_\_\_\_\_

City: \_\_\_\_\_ State: \_\_\_\_\_ Zip: \_\_\_\_\_



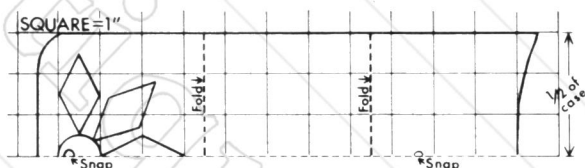
# Morning Glory

Dacron® Trademark of E.I. DuPont Company  
Morning Glory® Trademark of Taylor Bedding Mfg. Co.

## Cosmetic Case

(continued from page 27)

gether and press. Stitch on fold lines.



Cut a piece of Pellon slightly smaller than bottom section, pin over lining, stitch around. Add several rows of stitching  $\frac{3}{8}$  inch apart.

Cut adhesive Pellon pieces for comb and mirror cases. The size of mirror case will vary according to size and shape of mirror used. It should be cut about  $\frac{1}{2}$  inch wider than mirror and cover  $\frac{2}{3}$  of its height. Iron Pellon pieces to a piece of felt and cut felt edges even with Pellon. Trim upper edge of mirror case with gold braid. Stitch several lines on both pieces for reenforcement.

Stitch comb case to outside of bottom section as indicated on pattern, mirror case to inside (over lining) of middle section, upper edge  $\frac{3}{4}$  inch below fold line, centers matched.

Mark outline of applique design on outside of top section. Iron Pellon to small scraps of felt, lay design patterns on top, trace around and cut out pieces. Apply a little white glue to back before placing design according to outline.

Let dry. Sew around design by hand or stitch on machine, using small zigzag stitch.

Attach snap fastener parts to top and bottom section following directions on package.

Turn up bottom section on foldline and stitch edges together  $\frac{1}{8}$  inch from edge. Continue stitching around edge of top section.

## FREE PATTERN made to your measurements

ADV.

### Do you have Fitting Problems?

- \* Do you find yourself buying pattern after pattern for your growing children and still not getting a good fit? (Just boxes and drawers full of outdated patterns?)
- \* Are you afraid to tackle clothing for your husband because you don't know how to alter the patterns?
- \* Do you hate to sew for yourself because the garment always looks the same—terrible?
- \* Do you have problems knowing where and how to alter commercial patterns to get the fit you want?
- \* Do you have heavy thighs, sway back, rounded shoulders, large abdomen, large hips, or just an out-of-proportion figure (like millions of the rest of us?)

### WOULD YOU LIKE TO TAKE THE GUESSWORK OUT OF PATTERNS??

#### LEARN TO CUSTOM MAKE YOUR OWN PATTERNS.

Simple Step by Step instructions      Guaranteed to Fit.

**Sarah's Key to Pattern Drafting and Pattern Making For Men And Boys** shows you how to:

- |  |  |
|--|--|
| * Take your measurements                         | * Save money by never buying another pattern                     |
| * Use your measurements to get a perfect fit     | * Get a perfect fit for everybody you sew for                    |
| * Make patterns—step by step                     | * Regain confidence in your sewing                               |
| * Alter your patterns to allow for problem areas | * Use the 2,000 illustrations to make any garment you may desire |
|  | * Have the fit you've only dreamed of before                     |

\* Change your whole outlook on sewing


**Sarah's Key to Pattern Drafting and Pattern Making For Men and Boys** are in use by thousands of satisfied home sewers. Order both books and you'll get a custom made pattern of your choice FREE—made according to your measurements. These books make an excellent Christmas gift—She'll love you for it!

- Sarah's Key to Pattern Drafting**  
\$8.95 + \$1.00 postage & handling.
- Pattern Making For Men and Boys**  
\$9.95 + \$1.00 postage & handling.
- Both Books \$18.90 postage paid.  
(Includes FREE Pattern)

Send your order to:  
**Sarah J. Doyle**  
924 5th St. SE  
Pawnee City, Nebr. 68420

## Christmas Card Lanterns

Christmas cards are really too pretty to throw away when the holiday season is over. Many of us end up putting them on the shelf in a box or tucking them away in a drawer and that's probably where they remain to be discarded at some far distant future time in a housecleaning spree. But last year's cards have potential for this year's use in a number of different ways. One is in making Christmas lanterns to use as tree decorations.



Completed Card Lanterns

Choose stiff cards for the square lanterns. The picture part which will make the lantern must be at least 6 inches x 2 1/8 inches. The diagram is for a card of these dimensions with the 1/8 inch flap for gluing together outside the picture area. Cut off the card back and discard it. Lay out the diagram in pencil across the picture.

Use a straight edge ruler and a felt tip marker for outlining the "panes" on four sides of lantern—Photograph 1.

Trim off any excess paper around lantern. Make cuts below frame outline as indicated in diagram to make four

(Continued on Page 30)

**\$1.00 OFF** You save up to **50%**.  
**OUR ALREADY LOW FILM PROCESSING PRICES.** Top Quality, borderless prints plus free postage paid mailers.

**INSTAMATIC CARTRIDGE (126 or 110) or 35MM**

MOST POPULAR BRANDS ACCEPTED	Regular Price	Special Price
12 exp. print film	<del>\$2.85</del>	\$1.85
20 exp. print film	<del>\$4.45</del>	\$3.45
24 exp. print film	<del>\$5.50</del>	\$4.50
36 exp. print film	<del>\$7.85</del>	\$6.85

**CENTENNIAL COLOR LAB**  
 P.O. Box 2288, Dept. W11,  
 Jacksonville, FL 32231

We use Kodak paper... for a good look.

Put more of you in your home.  
**Crafts 'n Things**  
 shows you how.



Crafts 'n Things magazine gives you hundreds of ideas in 6 colorful issues a year. Complete projects in macrame, tole, crocheting, decoupage, quilting, needlepoint...plus unusual crafts like Rya rugs, china painting, calligraphy, stained glass, copperwork. Illustrated directions and full-size patterns make creating easy for you!

**Discover how easy tole painting is with actual-size patterns.**



**FREE Book** with your subscription to Crafts 'n Things.

*If you're not delighted, your money will be refunded.*

Crafts 'n Things, Dept. 530, Park Ridge, IL 60068

Please enter my subscription to Crafts 'n Things and send my FREE book.

- \$5 for 1 Year** (SAVE \$2.50 off single copy price)
- \$9 for 2 Years** (SAVE \$6.00 off single copy price)
- Payment enclosed (We'll add 1 issue FREE)  Bill me

Name \_\_\_\_\_


Address \_\_\_\_\_

City, State, Zip \_\_\_\_\_

68


## Christmas Card Picture Lanterns

(Continued from Page 29)



Photograph 1

flaps that will be folded over each other and glued together to make lantern bottom. Use a straight edge ruler and a blunt knife to make a crease along all dotted lines, then fold along these lines. Glue  $\frac{1}{8}$ -inch wide flap at right end of lantern frame under edge of left "pane" to close lantern square. Fold four bottom flaps one on top of another and glue to close bottom—Photograph 2.



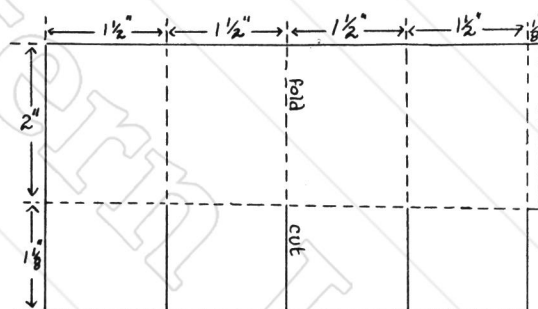
Photograph 2

To make pattern for lantern top, lay out a 3-inch diameter circle on piece of scrap paper. Lay out a hexagon within circle. Draw lines from point to point to divide hexagon into triangle sections. Cut out hexagon and cut away one triangle section, this is lantern top pat-

30 • The WORKBASKET

tern shown in Figure 2. Cut top of black construction paper. Crease along dotted lines and fold. Glue flap A to flap B to make four-sided top.

Thread a darning needle with gold thread or colored crochet cotton, pull two ends even and knot end of doubled thread. Push needle through center of lantern bottom and pull thread through until knot is against bottom. Push needle through point of lantern top from inside. Run a line of glue around top rim of lantern frame and pull thread on through until lantern top is down against frame, set aside to dry. When top is glued to frame, knot thread above peak of top and work knot down against peak. Several inches above, tie a second knot to form



square lantern fig. 1

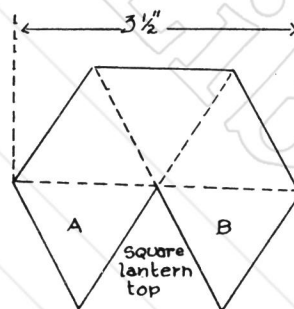


fig 2

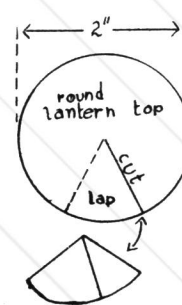



fig 3



hanging loop. Cut off excess thread above top knot.

Use an empty large size sewing thread spool as a core for round lantern. From a suitable picture card, cut a section wide enough to reach from top to bottom of spool and long enough to wrap around spool and lap about  $\frac{1}{4}$  inch. We used a snowy scene of bringing home Christmas tree, any subject can be used for this one. To make picture section easier to wrap around spool, draw paper across a knife blade exerting light pressure to make paper curl. Spread glue around edges of top and bottom spool rim and wrap picture around spool, glue lap edge.

Cut a circle of paper to fit bottom of spool and glue it in place. Cut a 2-inch circle of black or colored construction paper for top, make a cut from edge to center. Lap and glue as indicated in Figure 3 to make conical top.



Photograph 3

Make a tassel of colored crochet. Fasten tassel to doubled crochet thread threaded in a darning needle. Push needle through center of bottom and up through hole in spool and through point of lantern top from inside. Spread glue along top edge of spool and bring top down to glue against spool. Knot thread against outside peak of top several inches higher to make hanging loop.

This is the  
nighttime laxative.



For gentle relief in  
the morning.

If you're like most laxative users, you take your laxative at night. And never quite get over the worry of unexpected results. Relax with Nytilax®

Taken as directed at bedtime, Nytilax promises an undisturbed night's sleep for most people, and predictable relief first thing in the morning.

And Nytilax isn't a combination of harsh chemicals. Its single ingredient is purified senna—a natural plant derivative that brings effective yet gentle results. So if you worry about laxatives causing diarrhea or cramps, relax with Nytilax.

Whatever your laxative worries, relax with Nytilax. The gentle nighttime laxative that works in the morning.

**Relax with Nytilax**

In tiny, easy-to-take tablets.

Use only as directed. © Pfizer Inc. 1978

Nytilax is another fine product from the Monograph Family of Medicines. Each formula is doctor-tested and approved to meet today's strict demands for safety, effectiveness and quality.

Monograph®. The mark of assurance in family medicines.

## Announcing The House of Miniatures™ Collectors Series...

Start your collection  
with this easy-to-make

# William & Mary Clock Kit for only \$1

when you enroll in The House of  
Miniatures™ Collectors Series

[retail value \$7.95]

Nothing is more rewarding and challenging than collecting miniature reproductions... except perhaps making them YOURSELF—with our museum-quality Collectors Kits!

Now you can start enjoying this fascinating, creative hobby with our William and Mary Tall Clock Kit—yours at the introductory price of \$1.00 when you enroll in the Collectors Series.

As a member, you will receive an elegant House of Miniatures™ Kit each month, so that you can complete the charming formal room setting shown above as well as other classic scenes. One month you'll receive the Chippendale Desk... the next, perhaps, the Hepplewhite Table or the Queen Anne Candle Stand. All Kits range in price from



This William and Mary Tall Case Clock is an authentic reproduction of a clock described and illustrated in the antique collector's Bible, *Furniture Treasury*. The original clock was built in the early 1700's in New England.

Your completed Clock will measure 7¼" tall, on a scale of 1" to 1', with a door that opens and closes to reveal the solid brass clock weights and pendulum! Your Kit provides everything you'll need, from furniture-quality wood to solid brass clock face and hardware. It's so easy to make... at a fraction of the cost of the antique originals!



You make each piece of furniture yourself to create this 18th Century room setting—authentic in every detail to the full-size originals. You're certain to receive warm compliments from all who see your treasured collection of antique-quality miniatures. So display them proudly!


\$2.95 each to \$7.95, plus a modest fee for postage and handling. And each piece is an authentic reproduction, historically correct down to the tiniest detail.

The Kits are easy and fun to make, too. No special tools or skills are needed. Our Kits are precision-scaled, and cut to exact specifications from furniture-quality hardwood. Fittings and hardware are of solid brass, finished to fit perfectly. Most pieces have movable parts—just like the full-size originals. The full-size layout sheet and detailed, step-by-step instructions are included; all you add is loving care to create elegant, authentic miniatures that will de-

light you, and amaze your friends with their high quality and beauty.

Do not confuse the House of Miniatures with doll house furniture. Our miniatures are exact scale replicas of priceless original furniture pieces. That's why they can be truly called "little works of art" that you will be proud to display in your China Cabinet or on a credenza or on a wall unit in your living room.

Start your collection now with a scaled replica of an original William and Mary Clock—yours for just \$1.00 when you fill out the coupon below.



All kits come complete with hardware, including hinges, key hole plates, door pull plates, etc.



The House of Miniatures,™ 1400 N. Fruitridge Ave., Terre Haute, Indiana 47811

## The HOUSE OF MINIATURES™

1400 N. Fruitridge Ave., Box 1156, Terre Haute, Indiana 47811

Please enroll me as a member and send me the William and Mary Clock Kit. I enclose \$1 as introductory payment.

I understand that you will send me an additional shipment about every four weeks. For each shipment I accept, I will be billed as little as \$4.95 and never more than \$7.95. (Occasionally a shipment will contain not one but two complete kits, yet the total bill will still never exceed \$7.95.) A modest postage and handling charge will be added to all shipments.

DQD/W2H

I may return any kit that does not satisfy me. I am not obligated to accept a minimum number of kits, and may resign my membership at anytime.

794644

Print Name \_\_\_\_\_

Address \_\_\_\_\_ Apt. \_\_\_\_\_

City \_\_\_\_\_

State \_\_\_\_\_ Zip \_\_\_\_\_

Do you have a telephone?  Yes  No

MF-2



**My aloe plant has grown much too tall and out of proportion. Can you tell me if it can be propagated by air layering? Mrs. M.A.P., TN**

Aloe plants are propagated by breaking off the small young plants coming up around the parent plant. If you tried to air layer an aloe, the leaf would probably rot and die.

**We transplanted 12 peonies 2½ years ago. This year three bloomed and the rest have never bloomed since. Do they need special food? Mrs. C. D., WI**

You may be expecting results too soon, depending on size of plant planted. To give them a boost, work five or six tablespoons of bonemeal into the soil around the edge of the plant in spring just as the shoots are breaking the surface. This should produce spectacular results. Reapply each year.

**Can you tell me what to do for my crape-myrtle? It is about 5 years old. It bloomed well for 2 years. The last 2 years it just blooms at the top of the longest branches. The rest of the tree is full of foliage, but has no buds. The foliage is dark green and looks healthy. Mrs. M. R., OK**

Grow crape-myrtle in the warmest, sunniest situation. Cut back in the spring to strong growing shoots about five or six inches above the ground. By early fall, they should bloom.

**I have been given two cineraria plants in bloom. What care do I take of them after they are through blooming? I. C., MN**

Cineraria are short-lived plants in a warm room. They are grown at 40° to 45° F, never above 50° F. When through blooming, discard. They don't like summer weather. They are florist plants that rarely last more than 2 to 3 weeks in the average house.

**My mums grow up fine. They bud and then the bud rots instead of blooming. What is wrong? Is there anything I can do to prevent this? Mrs. M.A.T., IN**

Chrysanthemum buds that fail to develop or rot need to be sprayed with zineb or captan.

**I would like to know why buds drop off cactus plants. The buds are large and show color, then drop off before they bloom. Mrs. L. R. B., MD**

Dropping of unopened flower buds may be caused by any of several reasons: a sudden rise or fall in temperature, change in light intensity or direction or simply that the plant is producing more blossoms than it can support.

**I would like to know if blueberries will grow in Ventura? If so, what varieties will grow the best here? Mrs. A. C. C., CA**

In some California areas they should grow well, but seldom do. If you have moist climate and cool winter, write any Eastern nursery specializing in the new types and try their recommendations.

**Several months ago I purchased an iron cross begonia, but it is not doing well. Can you give me some advice as to how to care for it? Mrs. M. U., OH**

Soil should be humusy but porous; temperature not below 55° F. A humid atmosphere suits these plants best.

**How do I get rid of red spiders on my impatiens (Sultana)? They only have that problem when I bring them in the house. Mrs. J. C. L., MI**

Red spiders are controlled by spraying with Kelthane, Omite, Tedion, Malathion or an aerosol plant bomb.

**I would like to know what causes dry rot on my yellow non-acid tomatoes. They do not touch the ground. Mrs. C. S., NY**

The rotting is called blossom end rot, a problem resulting from calcium deficiency and irregular water. Some tomato varieties are particularly sensitive. The solution is proper soil (not too acid) and amply moist soil during the growing season. Mulching in summer helps, provided the plants are well watered in droughts.


---

Garden questions are answered each month only in pages of The WORKBASKET, none answered by mail.

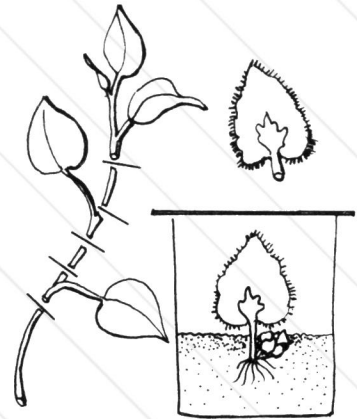
# Growing House Plants From Cuttings



*water method*



*stem cuttings*



*leaf cuttings*

Gretchen Harshbarger

Propagating plants is a most exciting and rewarding adventure. When you work with cuttings (slips) you feel like a magician. Take a small piece from an old plant, put it through a few simple procedures, and you have a new plant that is a duplicate of the original!

Cuttings of some plants will root in water. They are the best ones for beginners. Some of the easiest to handle by this method are Wandering Jew, coleus, ivy and philodendron. They will start in ordinary tap water, but prefer rain water. Avoid water that is chemically softened. For containers, some hobbyists use clear glass, while others think they get better results in colored glass. Pottery may also be used.

A more dependable method for propagating most plants is to use a soil-like medium with special qualities that aid rooting process. Ideally, this medium should be sterile and moisture and air retentive. Several good materials are available. Choose from sphagnum peat moss, clean coarse sand, perlite, vermiculite, or a combination of any or all of these. A good combination is sphagnum peat moss with some perlite or sand mixed in. Moisten medium thoroughly before use. Fertilizer isn't

needed until plants have started to grow.

Plants usually rooted in a soil-like medium include begonia, coleus, crown-of-thorns, dracaena, geranium, grape-ivy, impatiens, ivy, nephtytis, philodendron, rubber plant and wax-plant.

A typical stem cutting is the leafy tip growth from a vigorous, stocky and healthy shoot. Avoid hard old stems or weak straggly growth. Each cutting should be three to five inches long with several leaves. Make the removal-cut about  $\frac{1}{4}$  inch below a leaf. Foliage is important for nourishing root's development; however, leaves just above cut should be snipped off so they won't be beneath soil or water. If cut end of stem is sappy, as with begonia and geranium, it should be allowed to dry off and seal itself before being placed in rooting medium. This may take an hour or overnight. Leaves must be kept from wilting through this period; cover them with a polyethylene bag.

Insert about  $\frac{1}{3}$  of cutting length (or 1 to 2 inches) into rooting medium, which should be at room temperature and moist, but not soggy.

*(Continued on Page 36)*

NOVEMBER, 1978 • 35

## **House Plants from Cuttings**

*(Continued from Page 35)*

Leaf cuttings seem even more amazing than stem cuttings. They work splendidly with some familiar house plants.

Some succulents, such as jade plant and sedum, have plump leaves which can be removed individually and tucked, stem-end down, into surface of rooting medium. Tiny plants will develop at that end.

African violet, rex begonias, gloxinia and peperomis leaves, cut with about an inch of their leaf-stem (petiole), will root and produce new plantlets at the base of the stem when placed in either water or a soil-like medium.

Philodendron and pothos vines can be cut into many segments, each carrying one leaf with stem plus a short piece of main branch to which it is attached. New shoots are sent from spot where stem and branch join (node). Root either in rooting medium or water.

Snake plant or mother-in-law's tongue (*Sansevieria*) leaves can be cut into three-inch segments, allowed to dry a few hours, and set upright in soil medium.

All cuttings will root most rapidly when atmosphere is constantly humid, with conditions similar to a greenhouse. Some hobbyists turn glass jars over individual cuttings. Some use old aquariums or large glass jars with covers. One solution is to place a polyethylene bag over low containers housing one or many cuttings. Always use a new bag because soiled ones might be harboring disease organisms. Polyethylene lets air in, but keeps moisture from escaping; no additional watering may be needed until plants have rooted. Check occasionally.

The best temperature is 70° to 75°, and good location is in bright light but not direct sun.

Roots appear within a week on some plants, but many need a month to six weeks. Usually when new leaf growth appears, it is a sign that roots have started.

Help new plants adjust to outside atmosphere by opening their enclosure for a while every day.

When roots are from ½ inch to 1 inch long, transplant to regular potting soil. For best results, cover plants with polyethylene again for a few hours each day. Why not start some cuttings today?

---

## *Trailing Plants*


Versatile trailing plants are a must for every home. One type is the variegated Wandering Jew with bright, attractive green and cream candy-striped leaves. Another, Wandering Jew, is a glowing purple beneath broad silver bands of fleshy leaves.

This variety of plant is fast growing and puts out roots wherever the plant touches soil or water. Wandering Jew needs average temperatures.

Soil for the variegated type can dry out between waterings. Soil for the purple variety should be kept uniformly moist, but not wet. Do not over-water either variety.

Avoid strong sun for various types of Wandering Jew although they prefer a light position and diffused light, preferably with humid air. Their trailing specimens are good for hanging baskets, windowsills, wall brackets or shelves. Use fertilizer according to package directions.

# Decorative Muffler



Many combinations of colors would be delightful for this muffler. To make model in original colors you need about 3½ ounces yellow, 2½ ounces dark blue and size G plastic crochet hook.

### Abbreviations:

ch (chain)                      sc (single crochet)  
sl st (slip stitch)              dc (double crochet)

**First Shell Strip:** With yellow, ch 8, sl st in first ch to form ring. Ch 3, 7 dc over ch of ring. \* Ch 5, do not turn work, sc in 4th dc from base of ch, ch 3, 7 dc over ch 5 just made, repeat from \* until 40 shells have been completed, ending with ch 5, sl st in 4th dc from last ch 5, fasten off.

**Second Shell Strip:** With blue, ch 4, sc in top of first ch 3 in yellow strip, ch 4, sl st in first st of first ch 4 to form ring. Ch 3, 7 dc over ch of ring. \* Sc in top of ch 3 of next shell of yellow strip, ch 5, do not turn work, sc in 4th dc from base of ch, ch 3, 7 dc over ch 5 just made, repeat from \* until 40 shells have been completed, ending with ch 5, sl st in 4th dc from last ch 5, fasten off.

Continue making alternating strips until there are 3 yellow and 2 blue.

**Fringe:** Cut five 8-inch lengths of yarn (fringe matches color of strip). Fold five lengths of yarn in half, pull fold through center of ring of beginning.

shell, pick up loose ends of yarn and pull through fold, pull tight against ring. Trim ends even.

## THROW AWAY YOUR STICKY, MESSY DENTURE ADHESIVE.


**NEW CUSHIONY DENTURE STRIPS LAST FOR WEEKS.**



No more messy, sticky denture powders or creams. Today there's **PLASTI-LINER** strips — A new invention that fits your dentures to your gums just right. PLASTI-LINER forms a soft but tight and comfortable fit that lasts for weeks.

So you can eat hard-to-eat foods. You can drink hot drinks. All this . . . without sticky, messy adhesives. Try PLASTI-LINER today. For dental health, see your dentist regularly.

### 1920's COUNTRY CORN POPPER



Now available, the old-time corn popper everyone has been looking for. The same grandma used over 50 years ago. Authentic reproduction with blued steel welded construction. Its seamless bottom and rotary agitator insure maximum, just right, popping. 3 quart capacity. Easiest to use for best results ever. Use on gas, electric or wood stoves. \$10.98 each, plus \$1.50 shipping; 2 for \$22.00 post paid. Order from: K Miller Specialties, Dept. WB-108, P. O. Box 186, Verona, NJ 07044. New Jersey residents add 5% sales tax. Satisfaction guaranteed. Catalog available.

### JAPANESE HEALTH WASH CLOTH




- MESSAGES
- STIMULATES CIRCULATION
- IDEAL FOR WASHING ENTIRE BODY
- 11" x 35", 100% NYLON
- USA PAT. NO. 3604474

**\$2.95**  
plus 50¢  
postage &  
handling

SEND CHECK OR MONEY ORDER TO:  
CMU INTERNATIONAL  
108 E. PAPA AVE. Dept. A-9  
KAHULUI, MAUI, HAWAII 96732

**MONEY BACK  
GUARANTEE**

## Angelic Tabard



Delight your little angel with this tabard made of 4-ply worsted weight acrylic yarn. Model takes about 6 ounces for small size, 8 ounces for large size. Angel decoration requires mohair type yarn, ½ ounce each in yellow and white, and a scrap of pink, blue and red for face. Directions are given for small (4-6) with large size in parentheses. Use number 7 standard knitting needles and size G crochet hook.

### Abbreviations:

k (knit)	p (purl)
st (stitch)	ch (chain)
sc (single crochet)	rnd (round)
inc (increase)	dec (decrease)

**Gauge:** 5 sts equal one inch  
7 rows equal one inch

**Pattern Stitch:** (Multiple of 4 plus 3) Row 1: K 1, \* p 1, k 3, repeat from \* to last 2 sts, p 1, k 1.

Rows 2, 4: P.

Row 3: K 3, \* p 1, k 3, repeat from \* to end of row.

**BACK and FRONT** are made alike.

Cast on 59 (71) sts. Work in garter st (k each row) for 1¼ (1½) inches.

Keeping first and last 8 sts in garter st, work in pattern on 43 (55) center sts until piece measures 10¾ (11¾) inches from beginning. End on right side. Work 1¼ inches garter st. End on wrong side.

**Neck:** K 18 (20) sts. Bind off center 23 (31) sts for neck. K to end of row.

**Next Row:** K across 18 (20) sts, join another ball of yarn to other side, k rest of row. K both sides at once until piece measures 16 (18) inches from beginning, keeping shoulders of tabard in garter st as established.

**Shoulder:** Working both sides at once, (small) bind off 5 sts at beginning of next 4 rows, then 4 sts at beginning of next 4 rows, (large) bind off 5 sts at beginning of next 8 rows. Sew shoulder seams.

**Ties:** (Make 8) With two strands of yarn, crochet ch 10 (12) inches (or desired length) long. Sew on, 8 (12) inches down on both sides.

**Crochet Angel—Head:** With pink, ch 2. Work 6 sc in 2nd ch from hook. Mark for beginning of each rnd.

Rnd 1: 2 Sc in each sc around.

Rnd 2: 2 Sc in next sc, sc in next sc around.

Rnd 3: 2 Sc in next sc, sc in next 2 sc around, fasten off.

**Dress:** With white, ch 5, turn. Ch 1 to turn each row, sc in 4 sts. Inc 1 st each end every 4th row 3 times—10 sc. Inc 1 st each end every other row 5 times—20 sc. Work 2 rows even, fasten off. Sc around whole piece, working 3 sc in each corner.

**Wings:** (Make two) With yellow, ch 15, turn, sc 14. Ch 1 to turn each row. Dec 1 st each end every other row until 8 sts remain. Sc around as for dress.

**Hair:** With 2 strands of yellow, satin stitch around head in ridge from last rnd of crochet, leaving empty section for neck. Keep sts even and untwisted. Satin stitch across forehead for bangs.


**Eyes and Mouth:** Make 2 blue French knots (wrap needle 3 times) for eyes and one red one for mouth.

Sew head and wings to dress. Sew to tabard, block.




## Ribbon Christmas Ornaments

Delightful Christmas tree ornaments that are fun to make and easy on the budget. Materials needed are fused ribbon (a different color on each side), narrow and wide sizes, small beads or pearls and bells.




To make the heart ornament, use 1/2 yard fused ribbon. Cut an 8-inch, a 6-inch and a 4-inch length. Fold at center of each length, placing the three lengths together at fold. Place a pearl on needle, stitch through fold and place another pearl, secure thread. Bringing ribbon ends together, secure with another stitch, trim ends.



The large flower requires 42 1/2 inches fused wide ribbon, small flower 28 1/2 inches fused narrow ribbon and 7 pearls for center. Fold ribbon under 1/4 inch at each end, marking every 6 inches for large flower, every 4 inches for small flower. Stitch ribbon ends together, fold at each mark. Insert nee-

dle, placing a pearl between each fold, draw thread tight, forming flower. Secure thread ends.



Ribbon candy ornament requires one yard fused ribbon, one 1 1/2-inch bell ornament and 5 small beads or pearls. Mark ribbon in 4-inch lengths, sew bell to one end. Looping ribbon from right to left 4 times, place a pearl between each loop, making sure marks are in center, insert needle through each mark and pearl. Draw thread tight and secure end thread.



### NEVER BUY GAS AGAIN!

PEDALPOWER exciting new bike drive tames tough hills. Be independent. Shop when you want. Fits all Bikes, Adult Trikes. Installs in minutes. Thousands sold. Recharges overnight. Travels 100 miles for a dime. Call or send for FREE illustrated booklet.


CALL FREE  
800-257-7955

GENERAL ENGINES CO.,  
5160 Mantua Blvd., Sewell, N.J. 08080

Amazing soft plastic cushion  
**holds dentures**  
**comfortably tight**  
**for weeks** without messy  
"stickums"

Not a messy paste, powder, cream or wax pad—but an amazing soft plastic adhesive cushion. Snug® Brand Denture Cushions hold loose, wobbly dentures comfortably tight for weeks. With Snug there's no need to bother with messy daily "fixing." It lasts for weeks, sticks to your plate not to your gums, so easy to clean or remove. Get Snug Denture Cushions to hold your dentures tight and firm for weeks...in comfort. At all drug counters.

## Square Crochet Doily



This doily will measure approximately 11½ inches square when completed. Materials needed are about 2 balls J. & P. Coats "Big Ball" size 30 Mercerized Crochet Thread, size 10 Susan Bates steel crochet hook.

### Abbreviations:

ch (chain)	p (picot)
st (stitch)	sl (slip)
dc (double crochet)	sc (single crochet)
sk (skip)	rnd (round)
	lp (loop)

**FIRST MOTIF:** Starting at center, ch 5, join with sl st to form ring.

Rnd 1: Ch 3, 15 dc in ring, join to top of ch 3.

Rnd 2: Ch 1, sc in joining, \* ch 1, sk next dc, (3 dc, ch 3, 3 dc) in next dc, ch 1, sk next dc, sc in next dc, repeat from \* around, end with ch 1, join to first sc.

Rnd 3: Ch 1, sc in joining, \* ch 5, sk next 3 dc, (dc, ch 5, dc) in next lp—corner lp made, ch 5, sk next 3 dc, sc in next sc, repeat from \* around, end with ch 5, join to first sc, fasten off.

**SECOND MOTIF:** Work exactly as for first motif until rnd 2 has been completed.

Rnd 3: Ch 1, sc in joining, ch 5, sk next 3 dc. Join 2 motifs along one side

40 • The WORKBASKET


as follows: Dc in next lp on 2nd motif, ch 2, sl st in any corner lp on first motif, ch 2, dc in same lp on 2nd motif, ch 2, sl st in next lp on first motif, ch 2, sk next 3 dc on 2nd motif, sc in next sc, ch 2, sl st in next lp on first motif, ch 2, dc in next lp on 2nd motif, ch 2, sl st in next corner lp on first motif, ch 2, dc in same lp on 2nd motif. Working on 2nd motif only, (ch 5, sk next 3 dc, sc in next sc, ch 5, sk next 3 dc, in next lp make dc, ch 5, dc) twice, ch 5, join. Fasten off.

Continue to make second motif, joining motifs as shown on diagram. Where 4 corners meet, join corners to previous joinings.

**EDGING:** Join thread to the ch 5 lp before any of 4 corner motifs.

In same lp make (2 sc, ch 3, sc in 3rd ch from hook—p made) twice, 2 sc in next ch 2 sp, \*\* working along the 3 sides of next corner motif, make 2 sc in next ch 2 sp, p, in each of next 8 ch 5 lps make (2 sc, p) twice, 2 sc in next ch 2 sp, \* 2 sc in next ch 2 sp, p, in each of next 5 ch 5 lps make (2 sc, p) twice, 2 sc in next 2 sp, repeat from \* across to next corner motif, repeat from \*\* around. Join last p to first sc. Fasten off.

Starch lightly and press.




DIAGRAM

# The WORKBASKET Shopper



## QUILT PATTERN BOOKS



**BOOK 3333**—contains patterns for Shadow Star, True Lover's Knot, Snowball, Ocean Wave, and 13 other quilt patterns.

**BOOK 3614**—contains patterns for Trip Around the World, Triple Rose, and 12 other patterns.

**BOOK 3540**—shows Beggar Black, Diamond Star, Prairie Queen, Indian Arrowhead, Rosebud, and 12 other award winning patterns.

Assembly instructions, yardage needs, and piece count shown for all patterns. Each quilt pattern book \$1.00. All three books only \$2.25 postpaid. Order today direct from this ad. Satisfaction guaranteed.

**HOMECRAFT SERVICES**  
Dept. WB1178, 1441 Atlantic  
Kansas City, Missouri 64116

## CAVALIER PANT BOOT

**KRAUS** Originals

"like wearing gloves on your feet"

Handsomely crafted in genuine glove leather. Smooth, no-seam vamp; adj. buckle strap.



Add \$1.95 p&h each item

Resilient ribbed sole and 1" heel. **BROWN, BLACK, WHITE, NAVY, WINE, CARAMEL, BONE.** Comb. sizes: 6-10½ N, 5-10½ M & W. **\$24**

Or with 2" covered heel and platform sole in **CAMEL, BLACK, BROWN, BONE, NAVY.** Full & half sizes: 6-9 + 10 N, 5-9 + 10 M & W. **\$25**

## OLD PUEBLO TRADERS

Dept. WBNCV  
600 S. Country Club, Tucson, AZ 85716

Send \$1 for our latest Fashion Catalogue (refundable with first purchase)



*Crochet Critters*

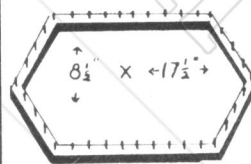


10" TALL  
PATTERN NO. 1-104

**LIGHTNING THE HOUND**

42 Paloma Ave., Salinas, CA 93905

For complete instructions, enclose check or money order for \$1.75. Allow 3 to 5 weeks for delivery. Other patterns available. Brochure with order .50¢, without order \$1.00.



**LOOMS**—Make hot pads, place mats, afghans, rugs, etc. Use any type yarn.



**THE SUPER YARN PALETTE**  
"THE PERFECT SOLUTION FOR THE PROBLEM OF YARN SEPARATION!"

There's room to separate 23 skeins of yarn for easy selection at a glance — Simply pull out strands one at a time as they are required!!



*Craftys*



SHUTTLE - NEEDLE • 5 1/2" •



POM-POM FORM 3" or 6"

- A. Yarn Palette ..... \$2.00
- 2 or more ..... 1.50
- B. Place Mat Loom w/instructions ..... 4.50
- C. Hot Pad Loom w/instructions ..... 3.00
- D. Needle-Shuttle ..... 1.00
- E. Pom Pom Form ..... 2.00
- F. Instructions for making and using your own loom ..... 1.00


Wind yarn lengthwise for approx 5" pom poms or crosswise for 2 1/2" pom poms

**SEND ORDER TO: IDEA DEVELOPERS**  
1640 N. Newport Ave.  
DeLand, Fla. 32720

# The WORKBASKET *Shopper*

## Good Buys from Walter Drake


353-A Drake Bldg. Colorado Springs, CO 30940



Mrs. Frederick D. Johnson  
221 S. 23rd Street  
West Highland Park  
Anytown, Kansas 80940


**1000**  
RETURN  
ADDRESS  
LABELS  
**\$1.00**

1000 gummed economy name and address labels printed in black with ANY name, address, zip code. Up to 4 lines. Order S717 Set of 1000 Economy Labels (boxed) \$1.00



**250**  
Self-Stick  
GOLD  
FOIL  
LABELS  
**\$1.98**

Gleaming gold foil labels stick to any clean, dry surface—need no moistening. Rich black printing, classic border. Order P6128 Set of 250 Gold Foil Labels (boxed) \$1.98



STICKS  
AT A  
TOUCH

Mrs. Frank Meyer  
1156 Parkway Blvd.  
Academy Vista  
Anytown, Colo. 80940

**250**  
Self-Stick  
WHITE  
GLOSS  
LABELS  
**\$1.98**

Glossy white self-stick labels cling to any smooth surface—no moistening. Sharp black printing up to 4 lines. Order P6030 Set of 250 White Gloss Labels (boxed) \$1.98

**Walter Drake** 353-A Drake Bldg.  
Colorado Springs, CO 80940

NAME \_\_\_\_\_

ADDRESS \_\_\_\_\_

CITY & STATE \_\_\_\_\_ ZIP \_\_\_\_\_


\_\_\_ S717 1000 Labels @ \$1 each \$ \_\_\_\_\_

\_\_\_ P6128 Gold Foil Labels @ \$1.98 each \$ \_\_\_\_\_

\_\_\_ P6030 White Gloss Labels @ \$1.98 ea \$ \_\_\_\_\_

Add 20¢ per set for postage & handling \$ \_\_\_\_\_

SATISFACTION GUARANTEED Total \$ \_\_\_\_\_

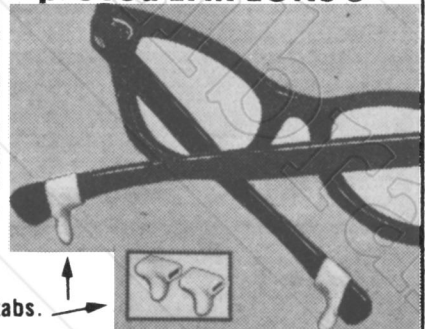


## Make \$\$ 10 Ways With Flowers

Garden flowers, or artificials. Corsages, bridal flowers, table arrangements. Hobby, career, home business, part or full time, start your own shop. Free! Color brochure shows you how to learn professional flower arranging and shop operation. Also Free 3 months subscription to Flower Talk, publication for home flower arrangers. No salesman will call. Write today. Floral Art Center (A Home Study School), Dept. 8ARK, 1628 E. McDowell Rd., Phoenix, Ariz. 85006.

## STOP EYEGLASSES from SLIPPING

For only \$.75 with NEW  
and improved EAR-LOKS®



S-T-R-E-T-C-H  
over ends of  
earpieces.

Soft, elastic tabs.

Yes, at last you can end the problem that plagues all eyeglass wearers . . . eyeglass slipping. Now you can feel **secure**, wherever or whatever you're doing. One size fits all eyeglass frames. Don't accept substitutes. Only genuine, patented EAR-LOKS are **guaranteed** to STOP EYEGLASSES FROM SLIPPING. **Invisible** and **comfortable**. Try a pair for only 75¢, or take 3 pairs for \$1.98., or 5 pairs for \$2.98. Add add'l. 25¢ postage and handling on all orders. **FREE** catalog with order.

**Dorsey**

Dept. W11E78  
240 Kinderkamack Rd..  
Oradell, N.J. 07649

# The WORKBASKET Shopper



## Picture-T ... fun New T-Shirt for everyone

Take your favorite snapshot and have a one-of-a-kind fun PICTURE-T shirt made—IN FULL COLOR—Great for shots of kids, family, pets—anything. Ideal for gift giving, birthdays, etc. Just send in a color photo or a 35mm slide and you will receive a high quality 100% polyester shirt on which is mounted a color enlargement of the photo (up to 8 in. x 10 in.). Your original snapshot is returned unharmed. The PICTURE-T shirts are trimmed in blue and will not run, fade, or shrink. Colors are safe and permanent. Available in Adult (S,M,L,XL) and Youth (S,M,L) sizes.

Please send your check or money order for \$8.50 each plus \$1.25 P. & H. to: PICTURE(TM), Dept. WB11, P.O. Box 16876, Mobile, Alabama 36616. Allow 3 weeks for delivery. No CODs please. Alabama residents add 4% tax.

\*Pictures also enlarged and reproduced in color on 18 pt. canvas material 12 x 13 in. for needlepoint. Price: \$8.50 plus \$1.25 P. & H.



## 24 Borderless Color Wallet Photos

Finest quality textured & smudgeproof, 24 for only \$1.95 or 40 black & white only \$1.50. Free Bonus! One photo encased in clear plastic. 24 Color Wallet Photos from your Polaroid, instant color print, color photo (up to 5"x7"), negative or slide, \$1.95 (\$7.50 Value), or 40 black & white wallet photos \$1.50. Send negative or photo. Originals returned unharmed. Guaranteed! Add 50¢ per order for post. & hdg. ROXANNE STUDIOS, P.O. Box 1012, Long Island City, N.Y. 11101, Dept. J-79.

**LEO F. MacIVER CO., INC.**  
75 Ames St., Brockton, Ma. 02403



## NEW! GENUINE LEATHER PALMS FOR MEN'S & WOMEN'S GLOVES

- Designed to fit on ready made knit glove or on knit-it-yourself.
- Top quality soft leather.
- Free knitting instructions.
- Satisfaction guaranteed.

1 SIZE FITS ALL

**\$1.75 \$3.00 \$4.75**  
a pr. 2 prs. 3 prs.

## DO-IT-YOURSELF SLIPPER SOX



- FREE knitting & crochet instructions for 7 styles included. Yarn NOT included.
- New attractive kits — not available in stores.
- All leather slipper sox soles with fleece linings.
- Colors: Navy Blue, Brown, Rust.
- Infant's, Junior's, Women's & Men's sizes. Order by stocking size.

\$2.98  
a pair  
2 pr. for  
\$5.50  
3 pr. for  
\$8.25

**LEO F. MacIVER CO., Inc.**  
75 Ames St., Brockton, Ma. 02403

NAME \_\_\_\_\_  
ADDRESS \_\_\_\_\_  
CITY & STATE \_\_\_\_\_ ZIP \_\_\_\_\_

\_\_\_Glove palms. \$ \_\_\_\_\_  
\_\_\_Slipper Sox kits, stocking \$ \_\_\_\_\_  
Size \_\_\_\_\_ Color \_\_\_\_\_ \$ \_\_\_\_\_  
Total \$ \_\_\_\_\_

# The WORKBASKET Shopper

Ideal for the person who's "well read"!  
Uniquely crafted from wire, washers and  
nuts. 3"H x 2-1/2"W.  
Order style Q-228;  
\$4.95 each ppd.



**SATISFACTION  
GUARANTEED  
AND  
PROMPT SHIPMENT,  
TOO!**

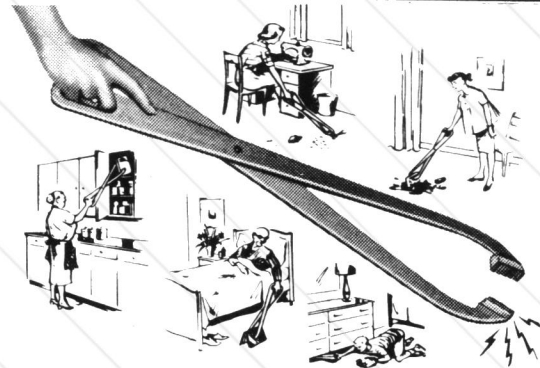


'Close the kitchen' with this handsome marker that tells it like it is. Solid oil-rubbed walnut with silver lettering & border. 4 1/2"L x 1 3/4"H. Order style WPF-69; \$6.95 each ppd.

**ASK FOR OUR COMPLETE CATALOG OF  
GREAT GIFTS & ATTRACTIVE NECESSITIES!**

SPEAR.....Dept. 6073

Box 7025, Colorado Springs, Colorado 80933



## THE GRABBER

**Magnetic E-Z Reach** picks up everything in sight — up to 27" away. Wonder-working scissor action brings high, low or far-away objects finger-tip close. Never stretch, stoop, strain or climb on precarious ladders or chairs again. Helps with chores, too — holds sponge to mop up spills, dustrag to clean high places and magnetic tip picks up pins, needles, etc. No kitchen, sewing room, workshop or sickroom should be without one. Indispensable for invalids, arthritics, mothers-to-be — everyone! Sturdy 5-ply birch. **\$7.98.** Add 50¢ postage and handling. NJ residents add 5% tax. We ship promptly.

Send Check or Money Order to —

*Better Sleep Inc.*

Box KM, New Providence, NJ 07974

**MONEY BACK  
GUARANTEE**

**QUALITY  
PRODUCTS  
SINCE 1951**



## Save Your Heart With STAIR-GLIDE®

STAIR-GLIDE® installs easily in less than 2 hours. No marring walls or stairway. No special wiring. Shipped directly from the factory within 4 days. Used by thousands: cardiac patients, arthritics, senior citizens, post operatives. UL listed! Outdoor models available. Rental-Purchase Plan available. Nation's largest selling stairway lift! Free Brochure. American STAIR-GLIDE Corp., 4001 E. 138th St., Dept. WB-118, Grandview, Missouri 64030.

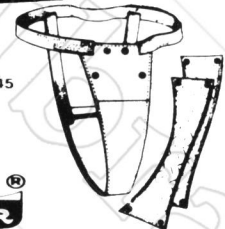
44 • The WORKBASKET

Now improved to help you  
**KEEP DRY**  
THE MODERN WAY



**\$9.95**  
Plus \$1.45  
Postage

with 2 snap-in  
washable  
absorbent  
pads



**MALE-DRI® & FEMALE-DRI®**  
(Masculine in design) (Feminine in design)

**NOW WITH AMAZING "KEEP-DRY" PAD**  
Here's the easy, sanitary way to stop embarrassment of wet garments and bedding. Day and night protection and confidence. High-quality elastic belt, wet-proof pad holder. Quilted absorbent reusable cotton pad snaps in, removes for easy washing. Pad has special "keep-dry" lining next to skin which allows one-way moisture flow . . . away from the body. Ideal for post-operative comfort, too. Send waist measure. Specify male or female. Guaranteed — money back if returned postpaid in 30 days. Comes in plain envelope.

**PIPER BRACE COMPANY • Dept. WK-118MF  
811 Wyandotte • Kansas City, Mo. 64105**

# The WORKBASKET Shopper



## OUR FAVORITE CROCHETED PATTERNS




### HOLIDAY TREE AND BOUTIQUE IDEAS

Save our forest! Crochet a Christmas tree for your holiday table. Pattern includes tree, ornaments, and clever ways to use your scraps of yarn. Please send \$1.00 cash or check and self-addressed, stamped, #10 or legal size envelope to The Yarn Barn, 57 N. Third Street, PO Box 547, Newark, Ohio 43055.

- \_\_\_\_\_ Christmas Tree \$1.00
- Crocheted patterns below also available:
- \_\_\_\_\_ Christmas Stockings \$1.00
- \_\_\_\_\_ Christmas Tree Skirt \$1.00
- \_\_\_\_\_ Santa Bottle Cover (includes Snowman table decoration) \$1.00
- \_\_\_\_\_ Sharp Scarves \$1.00
- \_\_\_\_\_ Doll Pot Holder \$1.00
- \_\_\_\_\_ Flowers \$1.00
- \_\_\_\_\_ Pot Holders \$1.00
- \_\_\_\_\_ Five Poodle Bottle Covers \$1.00

## ENTERPRISE ART

DEPT. WB1178, P.O. BOX 1041,  
LARGO, FL 33540




### Angel Belle Beaded Doll Kits.

Each kit contains all materials necessary to make one 5" angel belle. Only \$2.95 per kit. Specify White, Pink or Blue (all have CRYSTAL trim).

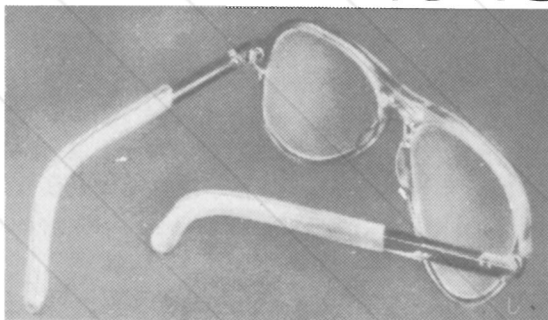
### Adorable Beaded Baskets Made of Safety Pins!

Kit makes one basket 6" high. Only \$2.95 (basket only). Specify: Red, Green, Crystal, Pink, Blue, Lavender, Lime,



Orange or Golden Topaz. Flower bouquet pak makes about 40 flowers—only \$2.50 per pak. Comes in three assortments: Green/Orange/Yellow or Pink/Blue/Lavender or Christmas Assortment.

## ELIMINATE PAINFUL Eyeglass Irritation




Eyeglass pressure on your ears... until Zylons all you could do was take your glasses off! Now soft Zylon temple covers can **cushion your earpieces**. Just put them over the backs of plastic or metal frames—and no more pressure. That's a guarantee! Long wearing and invisible—frame colors show through. Instant comfort for only \$1.00 per pair, \$2.33 for 3 pairs, or \$3.33 for 5 pairs. All orders include postage. **FREE** catalog with order.

**Dorsey**

Dept. W11278  
240 Kinderkamack Rd.  
Oradell, N.J. 07649


### Beaded Bell Ornament Kits.

Kit #1 makes 4 bells—one each color. Red, Green, Blue, Golden Topaz (all 4 with PEARL trim)—\$3.75 per kit. Kit #2 makes 4 bells—2 pearl & 2 crystal (all 4 with GOLD trim)—\$4.50 per kit.



### Elegant Beaded Swan Sets

make excellent gifts. Each kit makes 3 sizes of one color (largest approximately 5 1/4" long). Only \$5.95 per kit. Specify: Crystal, White, Pink, Blue, Orange, Yellow or Lime.



Orders under \$16.00 add \$1.25 shipping & handling. Send \$1.00 (refunded on next order) for complete bead & craft catalog PLUS 10 of the latest bead patterns. **Enterprise Art, Dept. WB1178, P.O. Box 1041, Largo, FL 33540.**

# Hooded Stadium Jacket

(Shown in Color on Page 49)

Instructions are for size 38-40. Changes for size 42-44 are in parentheses. You need about 32 (36) ounces Bucilla Spice 3-ply knitting worsted weight yarn, numbers 8 and 10 standard knitting needles (or sizes needed to obtain gauge), size I crochet hook and stitch holders.

## Abbreviations:

k (knit)	inc (increase)
p (purl)	tog (together)
sl (slip)	ch (chain)
st (stitch)	inc (increase)
lp (loop)	

**Gauge:** 3 sts equal 1 inch  
9 rows equal 2 inches

## Measurements:

Bustline buttoned—40 (44) inches

Back at Underarm—20 (22) inches

**Seed St Pattern:** (On uneven number of sts)—Row 1: K 1, p 1 across.

Row 2: Same as row 1.

**NOTE:** If row ends k 1, the next row will begin k 1 or vice versa.

**BACK:** With number 8 needles, cast on 59 (65) sts. Work stockinette (p 1 row, k 1 row) for 8 rows for hem. End with k row.

Next Row: K in back lp of each st for turning ridge. Change to number 10 needles. Work stockinette (k 1 row, p 1 row) until 22 inches above turning ridge, or desired length to underarm. End wrong side.

**YOKE**—Row 1: K 1, \* p 1, k 1. Repeat from \* across. Repeat row 1 for seed st for 8 inches. End wrong side.

**NECK AND SHOULDER SHAPING:** Work first 21 (23) sts in pattern, sl to holder for right back, bind off next 17 (19) sts for neck. Work remaining 21 (23) sts for left back. Bind off 7 (8) sts at armhole edge. Work to within 2 sts of end, k 2 sts tog.

Next Row: Work even in pattern. Repeat last 2 rows once. Bind off remaining 5 sts. From wrong side, sl from holder to needle, join yarn at neck edge. Work to correspond to left back.

**RIGHT FRONT:** With number 8 needles, cast on 35 (39) sts. Work hem and turning ridge same as for back. Change to number 10 needles.

Row 1: K 1, \* p 1, k 1. Repeat from \* 3 times for seed st border, k to end.

Row 2: P to within last 9 sts, k 1, \* p 1, k 1. Repeat from \* to end.

Keeping first 9 sts in seed st and remaining sts in stockinette, work even until 6½ inches above turning ridge, end wrong side.

**POCKET OPENING:** Work 19 (21) sts and sl to holder for front. Do not break yarn. With free needle and second ball of yarn, cast on 13 sts for pocket lining. With same needle, k remaining 16 (18) sts—29 (31) sts. Work even for 31 rows (about 7 inches). End at side edge.

Next Row: P 16 (18) sts, sl to holder, bind off 13 sts of pocket lining. Sl 19 (21) sts of front from holder to needle. With attached ball of yarn, work 33 rows, end at pocket edge.

Sl sts from holder to free needle and work these sts—35 (39) sts. Work until same as back to underarm.

Work seed st pattern for 8 inches.

At armhole edge, bind off 7 (8) sts twice, 5 sts once, work to end—16 (18) sts.

**Shape Hood:** Keeping pattern, work 16 (18) sts, cast on 11 (9) sts—27 sts. Mark for inside edge. Work 2 rows.

Next Row (Inc row): Inc 1 st in first st, work to end. Working seed st, repeat inc every 4th row once, then every 6th row twice—31 sts.

Work even in pattern until hood measures 10 inches from beginning. At inside edge, k 2 sts tog at beginning of every second row until hood measures 13 inches from beginning—25 sts. Bind off.

**LEFT FRONT:** With number 8 needles, cast on 35 (39) sts. Work hem and turning ridge same as for back. Change



to number 10 needles.

Row 1: K to within 9 sts of end, work seed st to end.

Row 2: Work seed st for 9 sts, p to end. Repeat these 2 rows for 6½ inches above turning ridge. End right side.

Next Row: Work 19 (21) sts and sl to holder for front. Do not break yarn. With free needle and second ball of yarn, cast on 13 sts for pocket lining. With same needle, p remaining sts. Complete to correspond to right front, reversing shaping.

**Pocket Borders:** With number 10 needles, right side facing and beginning at lower edge of left front pocket opening, pick up and k 23 sts along edge. Work seed st for 5 rows. Bind off in pattern. Work right front pocket border same, beginning at upper edge.

**SLEEVES:** With number 10 needles, cast on 41 (43) sts. Work seed st for 9 inches. With care to keep pattern, inc 1 st each side—43 (45) sts. Repeat

inc every 3 inches 3 times—49 (51) sts. Work even until 21 inches from beginning. Bind off in pattern.

**Finishing:** Sew pocket linings in place on inside of jacket. Tack top and bottom pocket edges in place. Sew shoulders. Sew top and back seam of hood. Center back seam of hood to center back of neck. Sew hood to neck edge. Sew in sleeves, matching pattern. Sew side and sleeve seams, reversing sewing 4 inches from bottom for cuffs. Turn back cuffs. Hem lower edge. Sew on toggle buttons as shown.

**Frogs:** (Make four.) With crochet hook, ch 33 sts, work 1 sl st in each st of ch, join with sl st in first sl st, forming ring. Fasten off. Sew inner edges of ring together leaving about 1 inch lp at each end free for toggle buttons. Tack right half of frog to right front. Turn back ends 2 inches. Sew to ch to form lp as shown. Steam lightly.



## Arthritis?

For 100% of what doctors recommend most for your pain—take Bayer® Aspirin

For arthritis pain, aspirin is the drug of choice. Doctors recommend it 4 to 1 over any other non-prescription medication. Other pain relievers may contain aspirin, but Bayer is 100% pure aspirin. 100% of what doctors recommend most for arthritis pain. And millions use Bayer Aspirin without stomach upset. For hours of relief from minor arthritis pain... Bayer Aspirin. Why take anything else?

READ AND FOLLOW LABEL DIRECTIONS.



**Mrs. Santa's  
gift offer...  
WORKBASKET  
just \$2.50  
for 12 issues**

let Workbasket bring greetings to  
your friends 12 times a year!

At this low cost  
you can remember everybody

"Give the gift  
that keeps  
on giving"



It's easy to order, simply use the  
handy order form

**YOUR NAME AND ADDRESS HERE!**

Send me gift cards so I may personally announce  
my gifts. Mail this form with your payment  
 Enter or  Renew my own subscription for one  
year.

My name \_\_\_\_\_

Address \_\_\_\_\_

City \_\_\_\_\_

State \_\_\_\_\_ Zip \_\_\_\_\_

Name \_\_\_\_\_

Address \_\_\_\_\_

City \_\_\_\_\_

State \_\_\_\_\_ Zip \_\_\_\_\_

Name \_\_\_\_\_

Address \_\_\_\_\_

City \_\_\_\_\_

State \_\_\_\_\_ Zip \_\_\_\_\_

Name \_\_\_\_\_

Address \_\_\_\_\_

City \_\_\_\_\_

State \_\_\_\_\_ Zip \_\_\_\_\_

Name \_\_\_\_\_

Address \_\_\_\_\_

City \_\_\_\_\_

State \_\_\_\_\_ Zip \_\_\_\_\_

Name \_\_\_\_\_

Address \_\_\_\_\_

City \_\_\_\_\_

State \_\_\_\_\_ Zip \_\_\_\_\_

Name \_\_\_\_\_

Address \_\_\_\_\_

City \_\_\_\_\_

State \_\_\_\_\_ Zip \_\_\_\_\_

to add more gifts, attach a separate sheet  
with names and addresses.

Fill out coupon, clip and mail with payment to:  
**Dept. 1048 WORKBASKET 4251 Pennsylvania, Kansas City, MO 64111**  
or, if still available, use envelope bound in this issue.



**No traffic  
No shopping  
No parking  
worries**

Mail your gift list today in this handy envelope. And then relax! Your shopping worries are over. And your friends will be grateful all year long.

**Give yourself a present, too! Include your own subscription at Mrs. Santa's Special Gift rate!**

**YOUR NAME AND ADDRESS HERE!**

Send me \_\_\_\_\_ gift cards so I may personally announce my gifts. Mail this form with your payment in the handy envelope attached.

Enter or  Renew my own subscription for one year.

My name \_\_\_\_\_

Address \_\_\_\_\_

City \_\_\_\_\_

State \_\_\_\_\_ Zip \_\_\_\_\_

OFFER GOOD IN U.S.A. ONLY!  
IMPORTANT! Be sure to save a copy of your gift subscription list for use later in mailing your gift cards.

**Order your Workbasket gifts here!**

**Each year or each gift... just \$2.50**

Name \_\_\_\_\_

Address \_\_\_\_\_

City \_\_\_\_\_

State \_\_\_\_\_ Zip \_\_\_\_\_

Name \_\_\_\_\_

Address \_\_\_\_\_

City \_\_\_\_\_

State \_\_\_\_\_ Zip \_\_\_\_\_

**Use reverse side of this form to record additional gift subscriptions.**

Antique

Pattern

Library

1974

P. O. Box 5963  
Kansas City, Mo. 64111

*Workbasket*



*from*



PLACE  
STAMP  
HERE

# Hooded Stadium Jacket ... in Knit

*directions on page 46*

# Taste the new improved taste of Morningstar Farms.

## **We put more flavor in our cholesterol free foods.**

If you're watching the saturated fat and cholesterol in your diet, here's some good news. Morningstar Farms just improved its recipes.

You'll find new Breakfast Links and Patties brown up juicy and delicious now, without adding oil.

New Breakfast Strips not only taste more

like bacon, they look and cook that way, too.

New Luncheon Slices taste more like ham. You can heat them or eat them cold in sandwiches or salads.

One thing remains the same, of course—there's absolutely no cholesterol or animal fat.

If you've tried Morningstar Farms products in the past, you've got a good reason to try them again. If you're serving them now, you'll enjoy them even more.

In your grocer's freezer.



**Morningstar Farms**  
Lets you do something about cholesterol.



© 1978, Miles Laboratories, Inc.

## Bargello Pillow

(Continued from Page 63)


4 pairs of double threads on canvas. The fill in stitches are one-half the length of regular stitches.

The heavy black lines on chart are one-fourth of pillow. To work from chart, begin in lower left corner as indicated, work across to CENTER ROW, indicated by arrow at right. Count from CENTER ROW back to beginning to guide you for second half of width of

pillow. Refer to chart as you work to vertical CENTER LINE; then work from CENTER LINE back to beginning for vertical pattern.

**Helpful Hints:** Fold masking tape around edges of canvas to prevent raveling. Before removing tape, block all worked parts. Never press, it will make stitches very flat looking and will not get canvas back to shape. Remove tape and trim excess canvas, leaving ½ inch all around.

SOLWEIG HEDIN



NOVEMBER, 1978 • 51

# The WORKBASKET Shopper



**SHEER SUPPORT  
Knee High Hose  
by FUTURO**

Combine firm underknee support for varicose veins and aching, tired legs with relaxing, soothing comfort and fashion-sheer beauty. To order specify size in beige or taupe.

Reg. \$4.95 per pair  
our price  
Save 70¢ per pair  
**2 Pair \$8.50**  
\*Add 65¢ postage

**ORDER SIZE:**  
Sm. 8½ - 9  
Med. 9½ - 10  
Lg. 10½ - 11

Write for FREE Catalog  
**SURGICAL PRODUCTS CO.**  
Box 369-W11, Needham, MA 02192

**GIVE YOURSELF A LIFT!**

**FREE HOME TRIAL**

**CUSHION-LIFT®** Chairs and Recliners lift you to your feet safely, securely, and comfortably—at the touch of a button. Many styles and colors to choose from. For free brochure and information on Medicare coverage, write or call toll-free: (800) 558-2151.

**ORTHO-KINETICS, INC.**  
P. O. BOX 2000-WB11  
WAUKESHA, WI 53186  
(Wisc. call collect: (414) 542-6060)

**LOVE THAT NEEDLEPUNCH**  
Complete three needle set!

Needlepunch replaces old-style Russian needles with an easy to use precision crafted toolset.

**FREE!** You'll love the 16 pages of instructions and 15 HOLIDAY free patterns to decorate clothes, pillows, miniature rugs and more. Includes **TRANSFERS with each toolset.**

three needle sizes, turn screw depth adjustment, two threaders, carrying case and 5-year warranty — **\$6.95**

Starter Kit makes Contented Kitty, Golden Poppy or Butterfly. — **\$2.00**

4" embroidery hoop — **\$1.00**

Color catalog (free with order) **50¢**  
Postage **\$1** CAL. res. add 6% tax  
**Money-back guarantee.**

Please check items and send to:

**needlepunch™**  
2904 WE Wheeler  
Berkeley, CA. 94705

Makes a great gift, too!

Adjustable texture!

Name \_\_\_\_\_  
Address \_\_\_\_\_  
City \_\_\_\_\_ State \_\_\_\_\_ Zip \_\_\_\_\_


**Eliminate back pains while sitting**

Add comfort — add support — when driving or sitting awhile. Eliminate tension and aches. Really let yourself relax. Just slip specially shaped Ease-Back Cushion right into the hollow of your back — and feel its firmness go to work. Measures 9½" x 12½" for well-rounded comfort. Made of foam-filled, leather-like vinyl. Only \$4.98 for 1; \$8.98 for 2. Add \$1.50 per order for postage and handling. New Jersey residents please add sales tax. Satisfaction guaranteed. Order today and do yourself — and your back — a special favor!

**DORSAY, 240 Kinderkamack Rd.,  
Dept. W3, Oradell, N.J. 07649**



# The WORKBASKET *Shopper*



**20 WALLET PHOTOS**  
& 5"x7" ENLARGEMENT  
ALL IN COLOR

SPECIAL! 40 Black & White only \$1.50

Fine quality, textured, smudge-proof Kodak paper. Send Polaroid, instant color print, photo (up to 5"x7"), negative or slide. Original returned unharmed. **GUARANTEED!** Great gifts. Add 50¢ per order for postage and handling.

Only **\$2.55**



**FREE**  
One photo  
in plastic

**CAPRI PHOTO**  
Box 1381, L.I.C., N.Y. 11101  
Dept. CP-92

**CLOSE WORK**  
is a BREEZE  
with NEW  
**Pendant-Lamp**



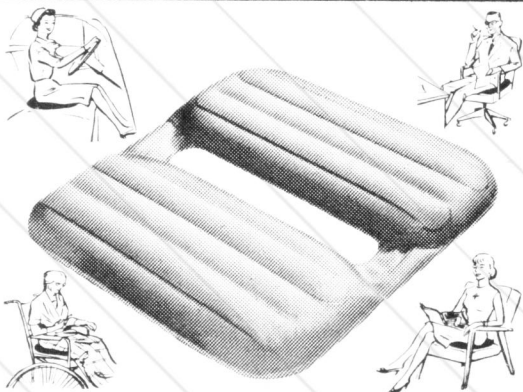
Do faster, better knitting, crocheting, embroidering, tatting, sewing, needle-point, craft and hobby work with this NEW lightweight lamp, worn like a pendant. Floods your work with soft non-glare light projected from a miniature fluorescent tube. Adjustable to fit anyone. Weight only 7½ oz. Plugs into floor or wall outlet. Shock proof and U.L. listed. Details FREE, or ORDER DIRECT for \$21.95\* plus \$1.50 shipping and handling. Complete satisfaction guaranteed after 15 days trial, or money refunded.

**SATISFACTION GUARANTEED 15 DAY TRIAL!**

**Order NOW, from:**  
**Pendant-Lamp**

7041-W Vine Street  
Cincinnati, OH. 45216

\*Ohio residents add 4½% sales tax



## COMFORT CUSHION

New **Twin-Rest Seat Cushion** gives blessed relief to sensitive areas. Fights fatigue and soreness. Avoids siderecking and maintains balance because each half inflates separately with contact-free center space. Unlike embarrassing "ring cushions", it fully supports each thigh independently. Deflates for travel. Ideal for car, home, office, sports, wheelchair. Hand-some vinyl 16" x 17" — **\$6.95**. Green percale zipper cover — **\$2.95** extra. Add 50¢ postage and handling. NJ residents add 5% tax. We ship promptly.

Send Check or Money Order to —

**Better Sleep Inc.**

Box KK, New Providence, NJ 07974



## FREE Quilt Patterns

in every issue of  
**Quilter's Newsletter**



If you like quilts, this monthly magazine will delight you. Devoted entirely to quilt making and pattern collecting. Profusely illustrated with new and old quilts — Full of interesting, helpful features for both beginners and experienced quilters. You'll also receive catalog showing hundreds of patterns, quilting stencils, precut pattern templates, kits and quilt-as-you-go patterns.

**HALF-YEAR \$4.00 ppd.**

**Full Year (10 issues) \$7.50 ppd.**

### QUILTS & OTHER COMFORTS

Dept. T30L, Box 394, Wheatridge, Co. 80033

Please send Quilter's Newsletter. Payment enclosed for

Half-year & catalog \$4.00     Sample issue \$1.00

Name \_\_\_\_\_

Address \_\_\_\_\_

City \_\_\_\_\_ State \_\_\_\_\_ Zip \_\_\_\_\_

NOVEMBER, 1978 • 53

# The WORKBASKET *Shopper*



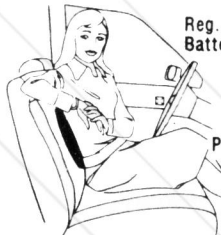
## CAR-BRATOR™ Pressure Sensitive-Battery Operated Comfort Cushion



BLUE • BROWN  
CAMEL • GOLD

### IT VIBRATES!

Gives a soothing massage effect—for neck, back, arms, legs, feet. Great for home or travel. Big 12" x 12" x 4". Plush fur-covered, extra-thick foam filled.




Reg. \$29.95 value, special offer at  
Batteries included.

**\$12.95**  
post paid

Send check or money order, color selection. Prompt Shipment, Satisfaction Guaranteed.

**California  
Cushion  
Co., inc.**

314 N. Main, (W-11) Lodi, CA 95240



**TRY A  
BURKE  
ELEVATING CHAIR  
FREE  
FOR A WEEK**

JUST PRESS A BUT-  
TON. THE BURKE  
CHAIR HELPS YOU  
ALL THE WAY UP TO  
A STANDING POSI-  
TION—SAFELY AND  
GENTLY — THEN

EASES YOU BACK DOWN.

SEND FOR FREE CATALOG AND PRICE LIST. SE-  
LECT THE BURKE CHAIR MODEL AND FABRIC OF  
YOUR CHOICE. THEN, IF YOU DESIRE, TRY IT  
FREE FOR A WEEK IN YOUR OWN HOME.

ASK ABOUT MEDICARE COVERAGE FOR ARTHRI-  
TIS OF HIP AND KNEE.

**BURKE, INC.**  
P.O. BOX 1064, DEPT. W-1178  
MISSION, KANSAS 66202  
TOLL FREE (800) 255-4147

54 • The WORKBASKET

## THE DOLL HOUSE CATALOG from the company with 38 years experience!


- 8-Doll House & Room Patterns
- Furniture Kits
- Building Accessories
- Brass Hardware
- Wiring Kits & Lamps
- Wood House & Room Kits
- Ceramic Bathroom Sets
- Rugs, Carpet, Fabric
- 29 Wallpaper Patterns
- 1500 Miniature Accessories



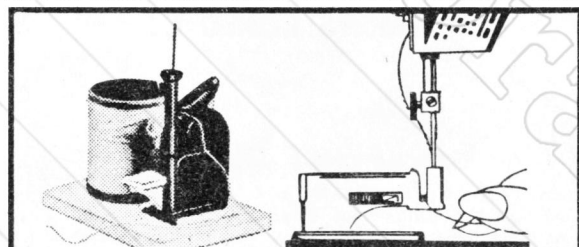
Send \$1.00 to:

**Craft Products Co.**  
Dept. 72 St. Charles, IL 60174

## CLIP-ON MAGNIFIERS



Clip MAGNIFIERS on regular glasses. **SEE CLEARER INSTANTLY!** Read fine print of phone book and TV guides. *30-day money-back guarantee.* State age and sex. Send only \$8.95 + 75¢ handling. **Precision Optical, Dept. 29-X, Rochelle, ILL. 61068**




## AUTOMATIC NEEDLE THREADERS

1) For hand sewing. 2) For sewing machines. Insert needle into funnel, press button, and presto!—needle is threaded. These quality needle threaders save time, temper and eyesight. Thread all needles automatically. Order either or a combination of both styles at these low prices: 1 doz. units \$7.20; 3 doz. \$19.80; 12 doz. \$60.00. Two samples \$2.00. Ideal for fund raising, gifts, prizes. Order from: Lakeside Products Co., Dept. WT-118, 6646 N. Western Ave.; Chicago, Ill. 60645. All orders sent postpaid the same day received.

# The WORKBASKET *Shopper*

## YOUR NAME IN PRINT




Pens and pencils just can't get lost when your name is clearly printed on them. Personalized PENCILS in assorted colors. Smooth No. 2 lead and erasers. \$1.25 per set of 12 pencils. Great stocking stuffers . . . QUALITY STICK PENS with blue ink. \$1.75 per set of 12. Pens are a super gift for everyone. Please add 25¢ for post. for each set of pens and pencils ordered. Remit with order.

**ATLAS PEN & PENCIL CORP.**  
Dept. WB-11, 3040 N. 29th Avenue  
Hollywood, Florida 33022

## FLAMING STAR QUILT TOP KIT

Ready Cut • Easy To Make • No Waste



Beautifully Blended multi-colored calico prints & solids in cotton and Dacron & cotton blends. Make quilt top 70" X 84".....\$14.95.  
#F1—Red print and white.  
#F2—Blue print and white.  
#F3—Multi-color and white.

Complete instructions included.  
Please add \$1.50 for postage and handling.  
**AMERICAN HERITAGE CO. Dept. WB**  
1000 Broadway, Kansas City, Mo. 64105  
Money Back Guarantee.

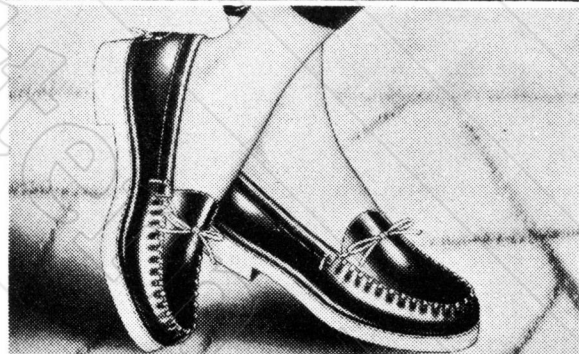
## Dimple Doll Kleenex Box Cover Kit



Easy to Make!  
Covers boutique Kleenex boxes.  
Gift/Fund Raiser's Delight!  
Color Choice:  
White, Beige, Blue, Brown,

Orchid, Antique Gold, Red, Orange, Yellow or Gray. Includes long fake fur pre-cut. Doll face and instructions. One Day Mailing, Order 3 kits for \$7.95 Postpaid.

ACVI Supply, Dept. FW11,  
1026 Jefferson, Abilene, Texas 79605



## LIKE WALKING ON AIR!

Exquisitely comfortable moccasins. Light, bouncy foam crepe soles, choice leather. Over 223 sizes in stock. Guaranteed! Red, White, Smoke, Taffytan, Black. Give second color choice. Purchases can be exchanged. Women's full and half sizes 3 to 13, AAAAA to EEE. \$11.98 postpaid. COD's accepted. MOCCASIN-CRAFT, 113-WS Munroe St., Lynn, Mass. 01903.

## CARPETS RUINED BY


*pet stains or odors?*

Only URINE-OUT® will remove OLD, OXIDIZED PET STAINS, permanently from carpets. Proven since 1969.

For odors only, KIL-ODR® really neutralizes any odor. NOT A SCENTED COVER-UP. Makes a full quart. \$7.45 each product. Add \$1.50 per order for handling. Satisfaction or money back.

DON'T MISS THESE GREAT PRODUCTS.

**CLEANCRAFT DEPT. WBN8**  
127 Church St. (Shipped U.P.S. same day)  
Peru, IL 61354



## Glitter Balls

*To Knit for Christmas*

3 Giant 4" ornaments — \$11.00, 6 for \$20.00. Glittery yarn, 3 satin wrapped balls, instructions and photo in each kit—specify gold or silver.

Handling and postage add \$1.25

**APPLE VALLEY**  
P.O. Box 275  
Garden City, N.Y. 11530

# The WORKBASKET Shopper



Natural Look  
**CAPLESS Stretch WIG**  
 Feels as light and cool  
 as your own hair. **\$6.95**  
 Any Style **6** worth much more  
 "PERMANENTLY SET" • READY TO WEAR STYLES



C-925

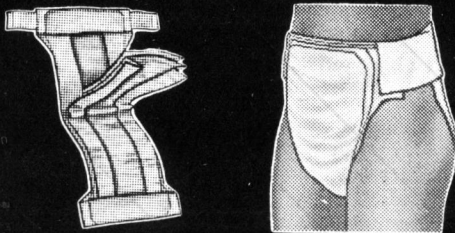


C-923

**FREE 10-DAY TRIAL!** Wash and wear—the setting bounces back. Miracle modacrylic fiber looks and feels like real hair—you'll mistake it for your own. Airlite capless design. Packs in purse—crush resistant. Custom matched to your hair or choice of colors: black; off-black; light or medium or dark brown; light or medium or dark or ash blond; platinum; mixed black and grey; mixed brown and grey. Mention style number and color you desire. Send \$6.95 plus \$1.50 shipping and handling. For C.O.D. orders, send \$2 deposit and pay postman balance plus postage and handling. If not delighted, you can return for full refund within 10 days.

**FRANKLIN FASHIONS CORP., Dept. S-884**  
 103 E. Hawthorne Ave., Valley Stream, N.Y. 11580

... For Lack of Control



**NOW WITH EASY-TO-FASTEN  
 VELCRO® CLOSURES INSTEAD OF SNAPS!**

**BE SURE WITH "EVER-SAFE"**

Go Anywhere, Sit Any Place,  
 SAFE from "Lack of Control!"

"EVER-SAFE" is Cool, Undetectable, Comfortable & Effective. Weighs only 7 oz. Novel "fluid barriers" with heat-welded seams enclosing absorbent launderable liners in soft vinyl, prevent escape of any moisture. Clothes, bedding stay dry. Use 2 sets of liners for full night's sleep without change. Money-back guarantee. Sizes for men, women & children.

**ORDER BY WAIST SIZE!**  
 Complete with liner, \$9.95; Extra liner, \$4.50  
 50 Disposable liners, \$8.95  
 (Add \$1 postage/handling, 6% tax in Calif.)

**RALCO MFG. CO., Dept. 596**  
 1537 E. McFadden Santa Ana, CA. 92705  
 (Sold by Mail Since 1965)

56 • The WORKBASKET

A Priceless  
 Treasure!

## OUR FAMILY HISTORY Book

Beautiful enlarged 68-page book for recording important family events: Births, Deaths, Weddings, Church and other personal information. Space for 4 generations of ancestors, 5 of descendants and other relatives, 8 pages for ancestral lines. Information could be legal evidence. 8½x11. Permanent binding. Choice of White or Red cover with Gold design. Gift Box. Satisfaction Guaranteed. **Send \$7.95, \$1.00 handling.** Family name embossed in gold on cover . \$2.00 extra




**SHANNON PUBLISHING Div. Dept. 95**  
 Plymouth Bldg., Minneapolis, Minn. 55402

SUCH FUN TO CROCHET —



And so EASY with our simple, clear-cut patterns! \$1.25 each for the 18" Snowman and Gingerbread Man, 13" Bear Cub and 7" Dreamy Duckling, any 3 for \$3.00 or all 4 for a BARGAIN \$3.50 (cash or check) plus self-addressed, stamped, business-size envelope. **SEABOURNE PUBLICATIONS, Dept. WB-11**  
 P.O. Box 155, Costa Mesa, CA 92627

**BEAUTIFUL! BEAUTIFUL!**



Make This eye-catching Granny Square Christmas Tree Skirt in colorful Red, Green and White and be the envy of all your friends. A unique new design!

**STITCH 'N STUFF, Dept. WB-11**  
 4900 Winthrop West  
 Fort Worth, TX 76116

# The WORKBASKET Shopper



**REVOLUTIONARY  
NEW AIREOX  
ROOM AIR PURIFIER**  
for home and office  
effectively removes  
**SMOG, TOBACCO  
SMOKE, DUST, ODORS  
POLLENS AND BACTERIA**

Odors - Freshens any room without opening windows. Saves energy... use in sick room, babies room, bathroom etc.

NO AGENT WILL CALL  
FREE color brochure gives all details. Write:  
AIREOX RESEARCH, Box 8523, Dept. 13  
Riverside, CA 92515



**SUPER CLOSE-OUT**  
in Swiss Music Boxes  
**REUGE MUSICAL BELLS!**  
Immediate shipment

- Heart of Love \$17.95 Reg. 35.00
- 1976 Christmas \$17.95 Reg. 35.00
- 1977 Mother's Day \$17.95 Reg. 35.00
- ALL 3 \$49.50

\*Collector's items  
\*Top Quality Merchandise

**BICENTENNIAL BELLS**

- Red \$17.95 Reg. 35.00
- White \$17.95 Reg. 35.00
- Blue \$17.95 Reg. 35.00
- ALL 3 \$49.50

**CALL FOR  
FREE BROCHURE**  
816/763-1511

Wolf Brandt Enterprises, Inc.  
11539 S. Hickman Mills Drive  
Kansas City, Missouri 64134



## HEARING AIDS

**SAVE  
\$50 to \$250**

Hear and UNDERSTAND! Modern eye glass temple aids, body aids, or all-in-the-ear and behind-the-ear. Batteries, too. Buy direct and save! 30-day trial. NO salesman will call. Order your FREE catalog and save! Write today! **Rhodes Hearing Aids Dept. 29-V, Brookport, ILL 62910**



Hi! I'm **FREDDY**  
and this is **FREDA**

We would love to decorate your home for the Holidays. I'm an 18" crocheted "Snowman" doll and FREDA is 17".

Each original design pattern (FREDDY No. 105, FREDA No. 106) is \$2.00 plus 25¢ post/hdl. Mich. res. add 4% sales tax. Mail check or Money Order to:

**JULRUS CRAFTS**  
Pioneer Rd., Rt. 5 (W-2)  
Marquette, MI 49855

**WOMEN'S  
Super  
COMFORT  
SLIPPER**

**FITS ALL FEET!**



Be Kind To Your Feet  
New! Only \$7.95. Now — foot flattering beauty of satin and lovely embroidery combine to make you a standout whether you entertain or just loaf. This slipper has everything. Looks! Comfort! Appeal! Elastic side gores, molded counter for support. 1 1/2" wedge. Open toe. BLACK, ROYAL BLUE: N6-10, M4-10+11 & 12, W WW 5-10+11 & 12 No 10 1/2 or 11 1/2. Treat yourself. Make a friend happy. Ideal gift. Order "Boudoir" — \$7.95 for 1 pr., \$14.90 for 2 prs., plus \$1.25 per order for P & H. N.Y. res. add sales tax. Money-back guarantee. **BLUM'S, 1 Milton St., Dept. 8B-11B, Dansville, N.Y. 14437.**

**THE NEW ANSWER TO AN  
OLD PROBLEM!!!**  
**house plant success!!**



Clean—Odorless—  
capful measure—  
liquid concentrates.  
Recommended by  
leading horticulturists  
and 1000's of satisfied users.

2 oz. Jungle Juice, 2 oz. Granny's Bloomers,  
2 oz. Cactus Juice, 2 oz. Rootery each only  
\$1.89 ppd. **SAVE:** Any 4—2 Oz. for \$6.04,  
or Any 4—6 oz. for \$10.56.

**CLAREL LABORATORIES INC.**  
Deerfield, IL 60015

## Crochet Hat/Scarf Set



Materials needed to make this attractive set are about 2 ounces each of three shades of same color, shade A (dark), shade B (light), shade C (medium) 4-ply knitting worsted weight yarn; about 4 ounces Mohair (to match shade B of knitting worsted); size G metal crochet hook.

### Abbreviations:

ch (chain)	rnd (round)
sc (single crochet)	dc (double crochet)
sp (space)	sk (skip)
dec (decrease)	st (stitch)

**Gauge:** Each motif measures about 4 inches.

**SCARF—Motif:** (Make 4) Beginning with color A, ch 4, join to form ring.

Rnd 1: Ch 3, 2 dc in ring, \* ch 3, 3 dc in ring, repeat from \* twice more, ch 3, join. Join color B between units of dc in ch 3 sps.

Rnd 2: Ch 3, 2 dc in same sp, ch 3, 3 dc in same sp, \* ch 1, 3 dc in next ch 3 sp, ch 3, 3 dc in same sp, repeat from \* twice more, ch 1, join. Join color C in corner of square in ch 3 sp.

Rnd 3: Ch 3, 2 dc in same sp, ch 3, 3 dc in same sp, \* ch 1, 3 dc in next ch 1 sp, ch 1, 3 dc in next corner, ch 3, 3 dc in same corner, repeat from \* twice more, ch 1, 3 dc in next ch 1 sp, ch 1, join.

58 • The WORKBASKET

Join Mohair and work 1 rnd of sc, working 1 sc in each dc and each ch 1, 3 sc in each corner, join.

Sew 2 motifs together.

Join Mohair to corner of right hand motif, ch 3, dc in next sc, \* ch 2, sk 2 sc, dc in each of next 2 sc, repeat from \* to corner (6 times more), ending with dc in corner of first motif on left side, turn.

Next Row: Ch 5, \* 2 dc in ch 2 sp, ch 2. Repeat from \* 6 times more, ch 2, dc in last dc of previous row.

Next Row: Ch 3, dc in first ch 2 sp, \* ch 2, 2 dc in next ch 2 sp, repeat from \* across, end 1 dc in last sp, 1 dc in third ch of last sp.

Repeat last 2 rows for desired length of scarf, fasten off.

Sew 2 more motifs together, sew to opposite end of scarf. Trim with fringe at both ends.

**Fringe:** Wind yarn around 4-inch cardboard. Cut one end and knot in every other sc on ends, trim evenly.

**HAT:** Make 5 motifs as for scarf, sew together. Remainder is worked in Mohair.

**Face Edge:** Work 1 sc in each dc and sp of lower edge, join.

Work 4 more rnds of sc, dec'ing 5 sts each rnd. (To decrease, sk 1 sc of previous rnd.)

**Top of Hat:** Join Mohair at opposite side of hat, ch 3, dc in next dc, \* sk 1 dc, dc in each of next 2 dc, repeat from \* around, join.

Next Row: Ch 3, dc in next dc, \* dc in next dc, sk 1 dc, dc in each of next 2 dc, repeat from \* around, join.

Repeat last row 3 times more.

Last Row: Ch 3, \* sk 1 dc, dc in next dc, repeat from \* around. Leave 6-inch end of yarn. Pull work together at top with this end. Fasten off.

Attach pompon.

**To Make Pompon:** Wind 20 strands of yarn over a 3-inch (or whatever size desired) cardboard, tie around center. Cut ends. Trim into a ball.

OPPORTUNITIES FOR THE WORKBASKET READER

# Classified Advertising

Classified advertising is \$3.10 per word, per month, payable in advance by check, cash or money order; \$31.00 minimum. Special Headings \$8.50 per insertion. Classified copy is set solid, without display, leading or blank space. Type or print all copy. Copy subject to publisher's approval. When figuring the number of words be sure to include name and address. For example: A. E. Smith is three words. Closing is 5th of 2nd preceding month. No charge for zip numbers.

## AFRICAN VIOLETS

AMERICA'S FINEST—143 best violets, gesneriads and miniature roses. Beautiful color catalog, illustrated Growing Aids catalog, plus 8 page "Tips" on violet growing. 50¢. Fischer Greenhouses, Oak Ave., Dept. W, Linwood, New Jersey 08221.

AFRICAN VIOLETS, the favorite House Plant around the world. To learn how to grow them successfully send a stamped addressed envelope for a free culture Brochure. Better still, send \$6 to join the 28,000 member Society and receive five issues of the colorful, informative magazine plus all the advantages that the society has to offer. The African Violet Society of America, Inc., Dept. W, Box 1326, Knoxville, Tennessee 37901.

## ARTS AND CRAFTS

PLASTERCRAFT—Candlecraft for fun or profit. Sample and catalogue 25¢. Wooley Company, Box 29-W, Peoria, IL 61650.

TATTING GRANDMA'S WAY—illustrated. \$3.00. Copeland, Box 3836, Landers, CA 92284.

CROCHETED CHRISTMAS Ornaments. Directions for 10 different designs, \$2.00. Crochet, P.O. Box 195WB, Owatonna, MN 55060.

DOLLS CROCHETED on pop rings using yarn scraps, clown, baby, elf, farmer, Santa, Mrs. Santa, chimpanzee, monkey. 8 patterns \$2.00. Caldwell Enterprises, 3847 Goodnight, Pueblo, Colorado 81005.

INEXPENSIVE PLANTCRAFT Projects: Illustrated instructions—Instant Bonsai, Kant-Kill Dish Gardens, or Kitchen Novelties. \$1.25 each, Three for \$3.25. Triad, 720 Parkwood, Rockford, IL 61107.

BEAUTIFUL Cutshell Snowflakes, Ojo Angels. Details. Northlite, 1408 N. Division, Appleton, WI 54911.

CHRISTMAS SPECIAL: Crocheted Poinsetta Kit, \$3.95. Pattern only \$5.00. Sickler, Box 69-3282, Miami, FL 33169.

WE MAKE TIN Cookie cutters, over 400 designs send 35¢ for information to Horman Foose, P.O. Box 37, Fleetwood, PA 19522.

CHRISTMAS ORNAMENTS. Make small dimensional felt toys. Original patterns. Gingerbread Men (3), Lion, Elephant, Giraffe. \$1.00 each, four for \$3.50. Send sase long. Maid Marion, Box 842W, Marion, Ohio 43302.

CROCHET SNOWFLAKES for Christmas tree, windows, bazaar best-sellers. Eight lovely designs, easily made. Instructions, illustrations. \$2.00, self-addressed, stamped envelope. Creative Designs, Dept. WA, Box 405, Timberville, VA 22853.

## Arts & Crafts (Con't.)

HEIRLOOMS Anyone? Start now, single and double crochet make hexagon motif into exquisite Tablecloth or Bedspread. New, instructions \$1.25. Crossman, 816 Buffalo St., Farmville, Va. 23901.

"Pine Cone, Sea Shell Projects" booklet and wholesale handicraft catalog, \$1.00. Artcrafts, Box 1386-W, Santa Barbara, Calif. 93102.

CHARMING CROCHETED "Any Occasion" card, matching envelope. Pattern, \$1.00. Susan Logan, Box 521, Millinocket, Maine 04462.

CHILDREN'S PLAY-TEEPEE, 6 feet high, inexpensive fabric construction. Patterns \$1.00. Vardac, Box 5591W, Yuma, Arizona 85364.

## BEADS, PEARLS, JEWELRY

PEARL BEADS—Choice selection including newest shapes, sizes. Kits, patterns: Hawaiian Lei necklaces, Gemstone jewelry, beaded Holiday Trims. Catalog 25¢ refundable. Aloha! Hawaii, Box 835W, Hawthorne, CA 90250.

## BINGO

"BINGO Means Money!" New book reveals jackpot winning secrets. Free details. Kennedypress, Box 372-W14, Absecon, New Jersey 08201.

## BUSINESS OPPORTUNITIES

\$300-\$700 MONTHLY. Raise Rabbits. Laboratory Animals for us. We supply equipment. Breeders. Instructions. Details—25¢. Laboratory Animals—WB, Inc., 2045 Lake Michigan Drive, Grand Rapids, Michigan 49504.

GOLD JEWELRY Dealers. Experience unnecessary. Your own business. Walter's, Box 2405W, Richardson, TX 75080.

RECORD KEEPING for small business is big business! Not accounting. Not book-keeping. Small businessmen gladly pay \$25.00 a month for your service. We supply instructions for hundreds of businesses. Not a course. Just follow simple instructions we provide. Details Free. Federated System, 2023 Montrose, Chicago 60618.

START YOUR OWN Gift Shop. Make 2 to 3 times your cost on hundreds of items. \$2.00 brings Giant Catalog. Refundable first order. Satisfaction Guarantee. Steinson, Dept. W-1178, 507 Meadowbrook, Georgetown, Texas 78626.

ASSEMBLE PRODUCTS at home. Many profitable opportunities presently available without investment. Write: Businesses, 92J Brighton 11th, Brooklyn, New York 11235.

## Business Opportunities (Con't.)

HOW TO MAKE Money writing short paragraphs. Information free. Barrett, Dept. C13T, 8 South Michigan, Chicago, IL 60603.

\$700 PER MONTH Earnings possible filling out income tax forms at home or tax office during tax season. We show you how. Simple, quickly learned. Details mailed free. No salesmen. Hurry. Big demand. Federated Tax, 2067 Montrose, Chicago 60618.

EARN \$240.00 A month at home in own business, spare time, doing only two \$5.00 Invisible Reweaving/Reknitting jobs a day. Good money paid for making cuts, tears disappear from fabrics. Details mailed free. Fabricon, 2067 Montrose, Chicago 60618.

MAKE MONEY at home. New! No gimmicks. Write: Publications, Box 517V, Brea, CA 92621.

CUSTOM UPHOLSTERY Makes \$\$\$! Re-do chairs, sofas, seats, even boats, cars, campers, for high pay. No experience needed. We show you modern ways, furnish illustrated home instruction, tools, supplies, beautiful material choices. Send for big Free book, Free project lesson. Modern Upholstery Institute, 412 S. Lyon St., Dept. XAU, Santa Ana, CA 92701.

HOME IMPORT Mail Order Business. Start without capital. Free Report. Mellinger, Dept. M242B, Woodland Hills, California 91367.

## CACTUS

FREE CACTUS SEED with "Cactus Collector's Handbook." (300 identification photographs.) \$3.00 postpaid. Infobooks, 5001W, San Angelo, Texas 76901.

## CLOTH SUPPLIES

VELVET: 1st quality, large pieces, assorted colors. One pound, \$4.50. Two pounds, \$7.50. Three pounds, \$10.00. (About 2 yards per pound.) Fabric Cut-Away, Box 424B11, Arcadia, SC 29320. Add \$1.00 shipping.

SMALL PRINTS! Quilters, crafters: three pounds \$5.00. Colorful prints, such as calicos, gingham, bandanas, polka-dots, stripes. Dress weight cottons, pieces 6" to 1/2 yard (about 10 to 12 yards per assortment). Fabric Cut-Aways, Box 424B11, Arcadia, SC 29320. Add \$1.00 shipping.

YARN REMNANTS: 5 pounds, (equivalent, 20 skeins,) \$6.50. Random Lengths, odd lots. Assorted colors, ply's, fibers. Knitting, crocheting, weaving, crafts, macrame. Fabric Cut-Aways, Box 424B11, Arcadia, SC 29320. Add \$1.00 shipping.

**Cloth Supplies (Con't.)**

**YARD GOODS:** Three pounds, \$5.50. 35" to 45" wide, 1 yard and up. Colorful cotton blends, (no knits). About 12 yards per assortment. Fabric, Box 424B11, Arcadia, SC 29320. Add \$1.00 shipping.

**QUILTERS' SPECIAL:** Cotton blends, (no knits), prints and solids, large pieces, colorful. Six pounds, \$5.50. (About 4 yards per pound). Fabric, Box 424B11, Arcadia, SC 29320. Add \$1.00 shipping.

**CONTESTS**

**WIN BIG PRIZES** entering free famous national million dollar sweepstakes! Free details! Contests, Box 7469-WB, Philadelphia, PA 19101.

**NEVER WON ANYTHING?** Anyone can win Sweepstakes Contests! Free details. Orchard, Box 24SG, Marengo, IL 60152.

**DOLLS, DOLLS, DOLLS**

**DOLLS! DOLLS! DOLLS!** Repairing, making, dressing. Learn at home. Free information. Doll Hospital School, Dept. D-181, 2251 Barry Avenue, Los Angeles, CA 90064.

**DRESSMAKING**

**LEARN PROFESSIONAL** sewing methods. Earn Extra income. Study at home. Free Booklet. Lifetime Career Schools, Dept. C-663, 2251 Barry Avenue, Los Angeles, CA 90064.

**EARTHWORMS**

**EARN MONEY** raising fishworms! Backyard, garage, basement. Free instructions. Startling market facts, Oakhaven-32, Cedar Hill, TX 75104.

**FOR SALE**

**MAGNETS.** All types. Specials—20 disc, or 10 bar, or 2 stick, or 8 assorted magnets, \$1.00. Magnets, Box 192-W, Randallstown, Maryland 21133.

**FURNITURE VENEERING**

**HOW TO CREATE** Beautifully Veneered Furniture quickly, Easily! Illustrated Veneering Manual/Catalog free. Exotic Veneers, Inlays, Supplies. Morgan, W01K15, 1123 Bardstown Road, Louisville, Kentucky 40204.

**GOVERNMENT SURPLUS**

**JEEPS — \$59.30! — Cars — \$33.50! — 200,000 items!** Government Surplus—Most comprehensive directory available tells how, where to buy — your area. \$2.00 — Moneyback Guarantee. Government Information Services, Department GP-11, Box 99249, San Francisco, California 94109, (433 California)

**HEARING AIDS**

**HUGE SAVINGS! BUY DIRECT!** Eliminate Dealer Markups. 30 Days Free Trial. Terms Arranged. No Salesman Will Call. Lloyd's-WB, Rockford, Illinois 61104.

**FREE HEARING AID CATALOG.** Save ½ — by mail. Write "Money-Saver\$, " 9530WT11 Langdon, Sepulveda, Ca. 91343.

**HOBBIES & CRAFTS SUPPLIES**

**JEWELRY SUPPLIES,** Catalog 25¢. No foreign orders. J & J Jewelry, Box 4207W, Clearwater, FL 33518.

**JEWELRYCRAFT SUPPLIES.** Catalog 25¢. Modern Craft, Box 4796W, Clearwater, Fla. 33518.

**QUALITY MACRAME** Supplies. Catalog \$1.00 (refundable). Bogside Products, Box 119-W11, Oceanside, CA 92054.

**INSTRUCTION, EDUCATION OR SCHOOLS**

**HIGH SCHOOL** At home, no classes. Diploma awarded. Information Free. Call toll free 1-800-621-8318 or write American School, BA1141, 850 E. 58th, Chicago, IL 60637.

**LETTER FROM SANTA**

**IT'S GETTING CLOSE** to Christmas — order now to have your tot receive his or her personalized letter from Santa Claus to make their Christmas really perfect. Include the name & address of the youngster, oldster, or group you wish to receive the greeting. Orders must be received no later than 12/15/78. Mail \$1.25 to Harley Corporation, 4493 Ave. Rio Del Oro, Yorba Linda, Calif. 92686.

**LOOMS AND WEAVING SUPPLIES**

**FREE CATALOG** W. Our 90th year. Newcomb Loom Company, Box 3204, Davenport, Iowa 52808.

**MAKE JEWELRY**

**FREE CATALOG** of creative jewelry findings, neckchains, mountings, etc. Schweitzer & Co., Inc., P.O. Box 4508-WTV, Burlingame, California 94010.

**MISCELLANEOUS**

**GATEWAY** to publication. Non-subsidy. Free. Greenlight, Box 695, Spring Lake, NJ 07762.

**PSORIASIS SUFFERERS:** Discouraged? Write for Free important information that is helping thousands! Pixacol, Box 29277-KT, Parma, Ohio 44129.

**STICK IT.** Mirror/window fog preventer in stick form. Ends foggy mirrors, glasses, etc. No waste, no mess. Send \$3.75 to T. Deans, 13010 Roundup Ave., San Diego, CA 92129. Ca. sales add 6% tax.

**MUSIC, MUSICAL INSTRUMENTS**

**FREE LESSON,** "Learn Chord Playing". Piano, organ, guitar. Davidsons, 6727H Metcalf, Shawnee Mission, Kansas 66204.

**ACCORDIONS — Famous Makes.** 40 Models! Importer-to-You Prices. Save! Cordovox and Button style. Home Trial. Trade-ins. Terms. Free Catalogs! Accordion Corporation, Dept. WB, 5535 Belmont, Chicago 60641.

**GOSPEL PIANISTS:** Add chords, "runs," progressions. Twenty lessons. "Playing Evangelistic Style Piano." \$5.95. Evangelic Music, WB-1. Hawarden, Iowa 51023.

**NEEDLEWORK**

**JAPANESE BUNKA** Needles. Two sizes for increased creativity on straight and fluffy stitches. Includes instructions. Send \$6.50 to T. Deans, 13010 Roundup Ave., San Diego, CA 92129. Ca. sales add 6% tax.

**PUNCHNEEDLE.** 2 tips for high and low loops. 3 dimensional life to your needlecraft. Includes instructions and transfers. Send \$6.95 to T. Deans, 13010 Roundup Ave., San Diego, CA 92129. Ca. sales add 6% tax.

**NURSERY STOCK**

**CACTUS, SUCCULENT CATALOG** 35¢. Over 1,000 varieties. Henrietta's Nursery, 1345 N. Brawley, Fresno, Calif. 93711.

**OF INTEREST TO WOMEN**

**HOW TO MAKE** Money writing short paragraphs. Information free. Barrett, Dept. C13V, 8 South Michigan, Chicago, IL 60603.

**Of Interest To Women (Con't.)**

**FREE BOOK.** Prophet Elijah Coming Before Christ, Megiddo Mission, Dept. 52, 481 Thurston Road, Rochester, NY 14619.

**SEW AND GET PAID** For it. Details. Stamp Appreciated. Taylorwoc, 2334 Lawrence, Chicago 60625.

**MONEY RAISED** Easily — Christmas and all occasion cards, jewelry, candles, stationery, and gift items galore for individuals, organizations to sell. 1978 line at 1976 prices. Write—Stylecraft Card Company, Dept. 578, 5533 Troost, Kansas City, Missouri 64110.

**PEARLS, BEADS, FINDINGS.** Quantity prices. Catalog 50¢. Kaydee Bead Supply, Box 1449W, Cape Coral, FL 33904.

**DOLLS! DOLLS! DOLLS!** Repairing, Making, dressing. Learn at home. Free information. Doll Hospital School, Dept. D-164, 2251 Barry Avenue, Los Angeles, CA 90064.

**CROCHETED FLOWER** Instructions: Primroses, Roses, Chrysanthemums, Carnations, Daisies, Pansies. \$2.00, stamped envelope. Schlund's, Dept. NWF2, 3651 Pinecreek, Metamora, Michigan 48455.

**"TAHITIAN"** Perfume! Bewitching Sample 50¢. O'Dells, Box 1703 WB, Prescott, Arizona 86302.

**BAKE NEW** greaseless doughnuts in kitchen. Sell stores. Free recipes. Addison Ray, Waseca, Minn. 56093.

**\$700 PER MONTH** Earnings possible filling out income tax forms at home or tax office during tax season. We show you how. Simple, quickly learned. Details mailed free. No salesmen. Hurry. Big demand. Federated Tax, 2068 Montrose, Chicago 60618.

**GENUINE INDIAN & Gold Jewelry/Handicrafts** below wholesale! Details \$1.00 (refundable) Lange/WB, 6031 N. 7th St., Phoenix, AZ 85014.

**FREE JEWELRY** sales kit. Make 400% Profit. Spotlight-WB11, 156 Fifth Avenue, New York, New York 10010.

**RHINESTONES —** all kinds, colors plus flatbacks. Send for price list. The Rhinestone Co., Dept. B, Box 245, Mastic Beach, NY 11951.

**NEED NEW CLOTHES?** Learn dozens of interesting ways to make money part time, full time, any time. Free 5-month subscription to new readers of Salesman's Opportunity Magazine, Dept. 182, Suite 1460, John Hancock Center, Chicago, IL 60611.

**CROCHET PATTERNS:** Swan Centerpiece, cross bookmark, apron. 75¢ each and stamped envelope. Workmans, Day Rd., Mansfield, Ohio 44903.

**HAWAIIAN PARTY** Recipes. Great Gifts! Mouthwatering island favorites. Easy, simple, inexpensive. Luau Ribs, Pineapple yams, teriyaki burgers, Hawaiian Roast Turkey, pineapple nutbread. Many more! \$3.75 postpaid. 2 books \$7 — 3 books \$10. Great Tropical Punches, Coolers Guide completes your party! \$2 each. Rush for Christmas! Auntie Emma, Box 39WB11, Wilmette, IL 60091.

**20 STUFFED TOY** Patterns \$5.00 postpaid. Redi-Cut, Palmer Lake, Colo. 80133.

**LEMON BARS —** Refreshingly delicious plus two other special receipts. \$2.00 and sase. Grandma's, Box 3974, Portland, Oregon 97208.

**RINGS, JEWELRY** priced 130% below retail price. Catalog, \$1.00 (refundable). Anka-W, 95 Washington, West Warwick, RI 02893.

**CROCHETED PATTERNS:** Christmas Tree, Jangling Bells, Wreath, Candy Cane \$1.00 ea. 4 for \$3.50. Sase. Sue, 2955 Witters Ct., Kalamazoo, Mich. 49002.






# TIRED OF BEING A SLAVE TO YOUR HEAVY VACUUM CLEANER? Replace that bulky monster with our 3 lb. Carpet Cat!



• Baked enamel finish on light yet sturdy metal construction - wipes clean with a damp cloth!

• Flexible wraparound rubber bumper protects against scratching or marring!

• Rotor brush of imported boar bristles outlasts synthetics 3 to 1!

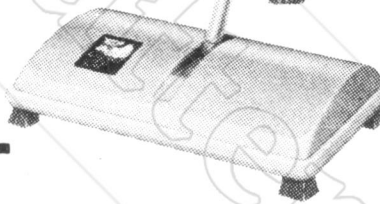


• Horse hair corner bristles let you clean right up to the wall!

• Easy-empty pockets hold dust for convenient disposal!

• Picks up dust, sand, sugar, ashes, pet hairs even paper clips!

**No Noise.  
No Electric Cord.  
No Hose.**



**The Carpet Cat®  
ONLY \$22.95**

Plus \$3.00 shipping & handling.

Company's coming. You want to get every rug and every floor "clean enough to eat off." And you want to do it fast. So who's got time to drag out that heavy monster of a vacuum cleaner? And who wants the trouble and mess of hooking up all those hoses and tubes, plugging it in . . . and listening to the noise of expensive electricity howling away?

Forget it!

Get the job done with Carpet Cat. The Carpet Cat is built with care by people who make nothing else, for people who believe household appliances should last a lifetime. We also think appliances should be noiseless, convenient, pretty, efficient and require no electricity.

If you feel the same way, you're going to love a non-electric Carpet Cat floor and carpet sweeper. We believe it is the lightest, strongest, most efficient and convenient appliance of its type on earth. In the past 6 years, thousands of commercial users worldwide (airlines, hotels, restaurants, etc.) have confirmed our belief by demanding only our floor sweepers. A Carpet Cat weighs under 3 pounds, is only 9 inches wide and works as well

on a bare floor as it does on carpet. It picks up sugar, sand, pet hairs, paper-clips, ashes and much more. Who really needs a vacuum cleaner?

Yes, it looks like an old-fashioned "carpet sweeper" (except it is far smaller and about 1/3 the weight), but there the similarity ends. The Carpet Cat is patented and based on entirely new technology. Its natural hog bristle brush will outlast synthetics by about 3 to 1. It should last a lifetime if properly cared for in ordinary household use. The Carpet Cat's baked enamel surface, over light yet sturdy metal construction, wipes clean with a damp cloth. Horse hair corner brushes clean right up to the wall, and the whole sweeper can be hung up in 2 inches of wall space. **EVERY PART IS REPLACEABLE AND CARRIED IN STOCK.**

If you can find any other sweeper that can make the above claims, BUY IT. We are sure you can't, so we want you to try our Carpet Cat.

If you decide the CARPET CAT is unsatisfactory FOR ANY REASON, simply return it to us within 15 days and we will refund the entire purchase price. You can't lose.

DORSAY, 240 Kinderkamack Rd., P.O. Box 203, Dept. WK-1, Oradell, N.J. 07649

DORSAY, 240 Kinderkamack Rd., P.O. Box 203, Dept. WK-1 Oradell, N.J. 07649

Please send me \_\_\_\_\_ Carpet Cats at \$22.95 ea. Add \$3.00 per order for postage and handling. Enclosed is my check for \_\_\_\_\_. If I am not satisfied, I may return it (them) in 15 days and get a full refund.

Name \_\_\_\_\_

Address \_\_\_\_\_

City \_\_\_\_\_ State \_\_\_\_\_ Zip \_\_\_\_\_

N.J. residents add sales tax.

© 1978 Dorsay

## Bargello Pillow

Completed pillow measures approximately 14 inches square. You need a 15-inch square of No. 10 Penelope needlepoint canvas, tapestry needle and five colors of yarn suggested or your own choice of colors. Yarn colors used in this pillow are dark purple, about 8 yards; wine, about 10 yards; dark rose, about 10 yards; light rose, about 7

yards; lavender, about 8 yards. Also needed will be a 15-inch square of material for backing and a 14-inch pillow.

This Bargello stitch, used throughout the pillow (except where necessary to fill in along top and lower edges) is worked by inserting needle from back to front, counting 3 spaces or

*(Continued on Page 51)*



# SALE ~~\$16.95~~ NOW \$9<sup>88</sup>



**Not a reproduction, but genuine antiqued porcelain, delicately hand painted just like it was over 75 years ago. Her dress is the finest Victorian fashion, all lace and ribbons, authentic right down to her shoes. Plus a hand-crocheted hat to set off her golden tresses.**

**Not a miniature... a full 18" tall!** Here's a collector's buy-of-a-lifetime you won't want to miss! But our warehouse inventory is strictly limited and at this low price is sure to go fast. So hurry, order now.

### MONEY BACK GUARANTEE

See this Genuine Antiqued Doll for yourself. Our merchandise is unconditionally guaranteed to please you in every way. **We ship within 48 hours;** delays notified promptly. Delivery guaranteed within 60 days or your purchase price refunded, no questions asked!

**Hanover House**  
340 Poplar Street, Hanover, Pa. 17331

**Hanover House, Dept. HZ-3794**  
340 Poplar Street, Hanover, Pa. 17331

Please rush \_\_\_\_\_ Genuine Antiqued Dolls (Z450643) for just \$9.88 each plus \$2.50 postage and handling on full money-back guarantee.

**SAVE MORE!** Order TWO for just \$18.88 plus \$3.50 shipping and handling on same money-back guarantee. Perfect for treasured gifts.

**CHARGE IT:**

- American Express
- BankAmericard/Visa
- Master Charge Interbank # \_\_\_\_\_
- Carte Blanche
- Diner's Club

Enclosed is \$ \_\_\_\_\_ (Pa. residents add sales tax.)

PRINT NAME \_\_\_\_\_

ADDRESS \_\_\_\_\_

CITY \_\_\_\_\_ STATE \_\_\_\_\_ ZIP \_\_\_\_\_

Hanover House Industries, 1978